

arv/arv Syracuse (6-2) vs. Colgate (4-4)

December 10, 2005 • SU ISP Network (Matt Park, Gene Waldron)
Time Warner 26 (Mark Larson, Dan Liedka)

Syracuse And Colgate For The 158th Time

When Syracuse hosts Colgate on December 10, it will welcome its most familiar foe to the Carrier Dome. The two programs have squared off on the hardwood 157 times previously. SU owns a 112-45 advantage in the series and the Orange have claimed 39 straight from the Raiders. It represents the longest running active winning streak in Division I college basketball.

The series hasn't always been this lopsided. The two combatants evenly split the first 28 meetings. A year ago, SU escaped with a 13-point triumph (68-55) and in 2000 the margin was eight, 73-65.

After winning its opener against Utah Valley State, Colgate lost three of four. The Raiders rebounded to beat Ivy League foes Dartmouth (65-64) and Princeton (62-39). Colgate lost at Quinnipiac on Monday, 67-59.

Syracuse and Colgate share one common opponent in Cornell. The Orange defeated the Big Red, 67-62, while the Raiders lost in Ithaca to Cornell, 69-56.

Emmett Davis is in his eighth season as head coach at Colgate. Davis guided the Raiders to three straight .500-or-better years before the team slipped to 12-16 in 2004-05. Four starters and 14 letterwinners return from last year.

	VS.	
77.2	PPG	59.8
64.6	OPP PPG	61.0
.433	FG %	.430
.373	FG % DEF	.432
.352	3PT %	.324
.346	3PT % DEF	.368
.677	FT %	.667
.652	FT % def.	.594
42.9	RPG	34.9
37.1	OPP RPG	31.8
17.3	ASSISTS PG	10.0
15.8	TURNOVERS PG	16.0
10.3	STEALS PG	5.5

Sophomore Kyle Roemer is leading his club in scoring average (14.3) and ranks third in rebound average (4.1). Brothers Kendall (10.3 ppg., 4.7 rpg.) and Kyle (7.1 ppg., 8.6 rpg.) Chones are both contributing sophomores as well. Their father, Jim Chones, played in the NBA and a sister, Kaayala, plays for the WNBA's Washington Mystics.

Senior Alvin Reed (9.6 ppg., 2.9 apg.) has lent experience to Colgate's first unit.

The Syracuse 10

No.	Player	Pos.	Ht.	Wt.	Class	2005-06 PPG	2005-06 RPG
23	Eric Devendorf	G	6-4	175	Fr.	9.0	2.1
<i>Career-best 19 points against TCU</i>							
24	Matt Gorman	F	6-9	236	Jr.	2.8	1.7
<i>Hit first career three-pointer against Texas Tech</i>							
42	Louie McCroskey	G	6-5	208	Jr.	4.1	3.5
<i>Had 10 points, 6 rebounds in victory against Texas Tech</i>							
3	Gerry McNamara	G	6-2	182	Jr.	15.4	3.4
<i>Preseason Wooden and Naismith Award Top 50 Candidate</i>							
34	Demetris Nichols	F	6-8	212	Jr.	15.5	7.5
<i>Career-high 24 points against TCU and Florida</i>							
21	Arinze Onuaku	F-C	6-9	255	Fr.	2.4	3.1
<i>six points, eight rebounds against Texas Tech</i>							
1	Andy Rautins	G	6-5	175	Fr.	4.6	1.2
<i>Jamesville-DeWitt graduate; Father, Leo, member of SU All-Century Team</i>							
33	Terrence Roberts	F	6-9	235	Jr.	12.1	9.4
<i>2K Sports College Hoops Classic Syracuse Region MVP</i>							
13	Darryl Watkins	C	6-11	258	So.	7.1	7.1
<i>Averaging a club-best 3.2 blocks-per-game</i>							
30	Josh Wright	G	6-2	175	So.	6.6	1.5
<i>Career-high 19 points against Manhattan</i>							
(SU's 10 active scholarship players)							

2005-06 Schedule (6-2)

November

2K Sports College Hoop Classic at Syracuse

8 Bethune-Cookman W 68-37

9 Cornell W 67-62

2K Sports College Hoop Classic at New York, NY

17 vs. arv/arv Texas Tech W, 81-46

18 vs. arv/arv Florida L, 70-75

22 Bucknell L, 69-74

25 Siena W, 96-77

30 Manhattan W, 87-82 OT

December

3 TCU W, 80-64

10 Colgate 7:00 p.m.

18 Davidson 1:00 p.m.

21 Illinois-Chicago 7:00 p.m.

27 vs. Towson at Wilkes

Barre, PA

30 Kent State 7:00 p.m.

January

4 Texas El Paso 7:00 p.m.

8 USF 1:00 p.m.

11 at Notre Dame 7:00 p.m.

14 at Cincinnati 8:00 p.m.

16 Connecticut 9:00 p.m.

21 at Villanova 6:00 p.m.

23 at Pittsburgh 7:00 p.m.

29 Seton Hall 4:30 p.m.

February

1 Rutgers 7:00 p.m.

8 at Connecticut 9:00 p.m.

12 at St. John's 2:00 p.m.

15 Cincinnati 7:30 p.m.

18 Louisville 9:00 p.m.

20 West Virginia 7:00 p.m.

25 at Georgetown 12:00 p.m.

March

2 at DePaul 9:00 p.m.

5 Villanova 12:00 p.m.

BIG EAST Tournament, New York, NY

8-11 TBD

SU's Most Familiar Foes

Opponents	Games
1. Colgate (Dec. 10)	157
2. Cornell (Nov. 9)	114
3. Penn State	105
4. Pittsburgh (Jan. 23)	92
5. Niagara	81
6. St. John's (Feb. 12)	77
7. Connecticut (Jan. 14, Feb. 8)	75
8. Georgetown (Feb. 25)	74
9. Canisius	66
10. Rochester	64

bold indicates 2005-06 opponent

Current Consecutive Victories

Opponents	2005-06 Date	Games
1. Syracuse vs. Colgate	12/10	39
2. Marquette vs. UW-Milwaukee	--	34
3. North Carolina vs. VMI	--	33
4. Kansas vs. Kansas State	1/14	31
5. Syracuse vs. Cornell*	W, 67-62	29

*includes 2005-06 contest

How Did That Happen?

Syracuse trailed Manhattan by 11, 72-61, after two free throws by the Jaspers' Arturo Dubois. Here's what followed:

2:13	McNamara (SU) 3 free throws	72-64
1:57	Minor (MC) 2 free throws	74-64
1:53	McNamara (SU) steal	
1:44	McNamara (SU) 1 of 2 free throws	74-65
1:42	Minor (MC) 1 of 2 free throws	75-65
1:37	Wright (SU) 3 pointer	75-68
1:15	Johnson (MC) turnover	
1:06	Wright (SU) missed 3-pointer	
1:05	Konovelchick misses 2 free throws	
0:57	Wright (SU) misses shot	
0:56	Watkins (SU) rebound and dunk	75-70
0:55	Fifth foul on Watkins (SU), Johnson (MC) misses 2 free throws	
0:55	Konovelchick (MC), rebounds, makes jumper	77-70
0:50	McNamara (SU) 3 pointer	77-73
0:38	Foul on Rautins (SU); Konovelchick misses 2 free throws	
0:24	McNamara (SU) 3-pointer	77-76
0:23	Wingate (MC) 2 free throws	79-76
0:16	Devendorf (SU) 3 pointer	79-79

SU Dunk Board

8 games

Player	Games	Dunks
Terrence Roberts	8	18
Darryl Watkins	8	9
Demetris Nichols	8	4
Arinze Onuaku	8	8
Total	8	39

Nichols Shoots Down TCU

Senior forward **Demetris Nichols** equaled his career-best effort with 24 points, including 21 in the first half, to help SU defeat TCU on December 3, 80-64.

Freshman **Eric Devendorf** added a career-high 19 points. He and Nichols became the first SU duo to connect on at least five threes in the same game since 1998. **Devendorf** hit five while Nichols had all six of his in the first half.

SU led from start to finish and built a margin of 20 at one point, 58-38. The victory gave Syracuse a 4-0 edge in meetings with the Horned Frogs.

"One Of The Remarkable Comebacks. . ."

"This is one of the remarkable comebacks that we've had here" noted SU coach **Jim Boheim** in his press conference following an 87-82, overtime victory against Manhattan on November 30.

The coach was referring to Syracuse's rally from an 11-point deficit with 2:21 left in regulation and subsequent victory in overtime. This all in a contest in which SU had built a 24-point lead in the first half of play.

A game Jaspers crew came back from being behind by 20 at the intermission. Manhattan tallied 61 second-half points, just four shy of the SU opponent record set by Navy in 1986.

Senior guard **Gerry McNamara** had 10 of his 25 points in the final 2:13 of regulation. He hit two three-pointers in a 26-second span.

McNamara Finds His Mark Versus Siena

McNamara managed to find some open looks at the basket against Siena on November 25 and the result was predictable. SU's career three-point leader hit six-of-11 from behind the arc and four-of-four from the free throw line and finished with 22 points overall.

McNamara added nine assists and three steals, while committing just one turnover in a 96-77 Syracuse triumph. The victory stopped the program's first two-game November losing streak in school history.

Nichols added his second double-double of the campaign (14 points-10 rebounds), junior forward **Terrence Roberts** had 18 points and eight boards.

Bucknell Hands Orange Rare November Loss

Syracuse suffered its second November loss for the first time since the 1987-88 campaign when Bucknell defeated the Orange, 74-69, on November 22. SU, coming off a loss to Florida, lost back-to-back November games for the first time in program history.

The Orange had built a seven-point, second-half margin, and led by four, 60-56, with 5:28 remaining. The Bison went on a 13-2 run over the next 4:23 and never looked back.

Nichols had 19 points and nine rebounds in the defeat.

SU was outscored in the paint, 34-18. It was the largest margin in that category since Pittsburgh had a 40-18 advantage in the lane on Jan. 24, 2004.

SU Loves NY

Syracuse's 87-82 overtime victory against Manhattan on November 30 extended the program's winning streak against New York State foes to 40 games.

The Orange was 8-0 in 2004-05 against New York schools. The previous two campaigns the club was 7-0.

The last Empire State school to beat SU was St. John's on Feb. 19, 2000 (76-75).

SU's New York State of Mind

11/19/00	St. Francis	W 73-53
11/28/00	Colgate	W 73-65
12/5/00	Albany	W 105-75
12/28/00	Columbia	W 61-47
12/30/00	Niagara	W 95-69
3/4/01	at St. John's	W 93-91 OT
11/12/01	Manhattan	W 78-58
11/18/01	Binghamton	W 103-56
11/27/01	Colgate	W 70-51
11/29/01	Cornell	W 76-58
12/2/01	at Albany	W 91-65
12/4/01	Hofstra	W 91-65
12/30/01	Buffalo	W 82-63
3/13/02	St. Bonaventure (NIT)	W 76-66
12/3/02	Colgate	W 98-68
12/6/02	Cornell	W 85-62
12/14/02	Binghamton	W 94-58
12/28/02	Albany	W 109-79
12/30/02	Canisius	W 87-69
2/15/03	St. John's	W 66-60
3/21/03	Manhattan (NCAA)	W 76-65
12/3/03	at St. Bonaventure	W 87-78
12/13/03	Binghamton	W 75-54
12/17/03	Manhattan	W 69-63
12/20/03	Siena	W 71-64
12/22/03	Colgate	W 101-63
12/30/03	Canisius	W 87-70
1/7/04	St. John's	W 65-59
11/27/04	at Siena	W 78-56
12/1/04	St. Bonaventure	W 97-67
12/4/04	Colgate	W 68-55
12/11/04	Binghamton	W 86-56
12/20/04	Cornell	W 82-69
12/28/04	Albany	W 72-55
12/30/04	Hofstra	W 80-75
1/5/05	at St. John's	W 79-65
2/23/05	St. John's	W 83-69
11/9/05	Cornell	W 67-62
11/25/05	Siena	W 96-77
11/30/05	Manhattan	W 87-82 OT



2005-06 SU Free Throw Shooting In Last 5 Minutes, OT

No.	Player	5:00-2:00	1:59-1:00	:59-0:00	Total	Pct.	OT	2005-06	Pct.
8 games									
3	McNamara	5-5	1-2	5-6	11-13	.846	2-2	37-40	.925
33	Roberts	2-3			2-3	.667	0-0	13-25	.520
30	J. Wright	3-7			3-7	.429	2-2	23-29	.793
23	Devendorf		2-2	3-5	5-7	.714	0-0	16-20	.800
13	Watkins	0-2			0-2	.000	0-0	7-18	.389
34	Nichols	1-2		3-4	4-6	.667	0-0	13-17	.765
42	McCroskey	1-2	2-2		3-4	.750	0-0	7-16	.438
24	Gorman		1-2		1-2	.500	0-0	8-15	.533
1	Rautins							1-2	.500
21	Onuaku						0-2	1-4	.250
Totals		12-21	6-8	11-15	29-44	.659	0-0	126-186	.677

2005-06 By Class

8 games		
Scoring		
Class	PPG	Pct.
Senior	15.4	19.9
Junior	41.0	53.1
Sophomore	6.6	8.6
Freshman	14.3	18.4
Rebounding		
Class	RPG	Pct.
Senior	3.4	8.5
Junior	28.8	72.6
Sophomore	1.5	3.8
Freshman	6.0	15.1
Assists		
Class	APG	Pct.
Senior	6.4	37.0
Junior	5.1	29.7
Sophomore	2.9	16.7
Freshman	2.9	16.7
Steals		
Class	SPG	Pct.
Senior	2.1	20.7
Junior	5.4	52.4
Sophomore	1.6	15.9
Freshman	1.1	11.0
Field Goal Percentage		
Class		Pct.
Senior.....		.396
Junior.....		.477
Sophomore.....		.519
Freshman.....		.438
3PT Field Goal Percentage		
Class		Pct.
Senior.....		.297
Junior.....		.394
Sophomore.....		.182
Freshman.....		.429
Free Throw Percentage		
Class		Pct.
Senior.....		.925
Junior.....		.527
Sophomore.....		.793
Freshman.....		.692

Gators Keep Orange From 2K Sports Title

After scratching and clawing its way to a 62-60 advantage with 6:19 remaining, the Orange engine stalled and Florida utilized a 12-0 run to close out the contest and claim the 2K Sports College Hoops Classic, 75-70.

Both teams had productive offensive showings in the first half, combining for 87 points. SU held a 44-43 advantage at the intermission, thanks in part to **Nichols**. He had 18 points in the first 20 minutes with 12 of the points coming from long distance.

Meanwhile, Florida was answering with the guard tandem of Taurean Green and Lee Humphrey. The Gator duo had 25 points at the intermission and evenly split eight threes.

SU managed to cool its competitor in the early stages of the second half but Green had seven points in the last 5:12 to help close out the triumph.

McNamara, who finished with 13 points and 10 assists, represented Syracuse on the all-tournament team. **Nichols** ended up with a game-high 24 points.

G-Mac Hits 300th Three

Senior guard **Gerry McNamara** led SU in its 81-46 semifinal victory against Texas Tech with 12 points, nine assists and three steals. He was 3-of-7 from three-point land, moving his career total to 301 three-point field goals made, most in school history.

Freshman guard **Eric Devendorf** came through with the best performance of his young career, scoring a season-best 11 points.

The Orange put on one of its best defensive efforts of the season, limiting Texas Tech to 17-of-59 shooting (.288), including a 9-of-35 effort (.257) in the first half. It was the SU's top field goal percentage defensive showing since the Orange held Northern Colorado to 18-of-71 (.254) in the 2004-05 season opener.

Roberts Earns MVP Honors

Junior **Terrence Roberts** produced a career-high 19 points, 14 rebounds and five steals to help SU defeat Cornell, 67-62, in the Syracuse Region Final of the 2K Sports College Hoops Classic on Nov. 9. He was named the region's most valuable player.

Roberts had 13 points and seven rebounds by the intermission and the Orange owned a 35-27 advantage. The Big Red turned around a 10-point second half deficit and led by three, 55-52, with 6:01 remaining. **Roberts** had two points and three rebounds over the next three minutes and senior **Gerry McNamara** made five-of-six free throws in the last 4:15 to help secure the triumph. He finished with a career-best 13 makes from the charity stripe, in 14 attempts.

Junior **Demetris Nichols** had the first double-double of his career with 11 points and 10 rebounds. Junior **Darryl Watkins** tallied seven points, nine boards and eight blocks.

Orange Has Wright Stuff In Game One

Sophomore **Josh Wright** enjoyed one of his finest collegiate outings when the Orange began the campaign by beating Bethune-Cookman, 68-37. In a reserve role, **Wright** tallied a career-high 10 points. He connected on 8-of-10 free throw attempts and added a basket in 17 minutes of work. **Wright** also had two assists and three steals.

Syracuse's first three baskets were three-pointers. **Nichols** canned two of the threes, and added a third trey in the opening half. Junior **Terrence Roberts** led SU in scoring (15 points).

The Orange held Bethune-Cookman to the lowest point total by an opponent during **Coach Jim Boeheim's** tenure in a 68-37 triumph. The Orange is now 26-4 in campaign beginners under **Boeheim**.

Active Consecutive Starts Leaders

Name	Starts	Next Game
Gerry McNamara, Syracuse	108	12/10
James Augustine, Illinois	106	12/8
Joe Herber, West Virginia	103	12/10
Brandon Bowman, Georgetown	98	12/8
Daniel Kickert, Saint Mary's	98	12/10
Kevin Downey, Canisius	91	12/9
Brendan Winters, Davidson	91	12/10
Ben Jacobson, Northern Iowa	90	12/10
Patrick Sparks, Kentucky	89	12/10
Landy Thompson, Mt. St. Mary's	89	12/10

Research courtesy of Stats, Inc.

Getting Defensive At SU Boeheim Era Opponent Points

Opponent (Date)	Total
Bethune-Cookman (11/8/05)	37
South Carolina (1/24/99)	37
Colgate (11/17/99)	40
at Connecticut (2/1/99)	42
Princeton (11/12/00)	43
Princeton (3/20/92, NCAA)	43
at Chaminade (11/23/99)	44
Fordham (11/27/83)	44
Princeton (11/12/05)	45
at Buffalo (12/10/97)	45
Penn State	45
vs. Texas Tech (11/17/05)	46
at Pittsburgh (2/29/04, OT)	46
vs. New Mexico (3/15/98, NCAA)	46
Albany (12/7/99)	47
vs. Oklahoma (3/30/03, NCAA)	47
Columbia (12/28/01)	47
at Cornell (12/1/82)	47
at Rhode Island 2/17/77)	47

Bold indicates 2005-06 season

SU 1,000 Point Scorers

The Syracuse program has 47 players who have scored 1,000-or-more career points. **Gerry McNamara** was the most recent, reaching the century mark in an NCAA play-off game against Alabama in March, 2004.

No. Player	Points	Avg.	Years
1. Lawrence Moten	2,334	19.3	1991-95
2. Derrick Coleman	2,143	15.0	1986-90
3. John Wallace	2,119	16.7	1992-96
4. Hakim Warrick	2,073	15.4	2001-05
5. Sherman Douglas	2,060	14.9	1985-89
6. Stephen Thompson	1,956	13.6	1986-90
7. Preston Shumpert	1,907	14.2	1998-02
8. Dave Bing	1,883	24.8	1963-66
9. Rafael Addison	1,876	14.9	1982-86
10. Erich Santifer	1,845	14.9	1979-83
11. Billy Owens	1,840	17.7	1988-91
12. Rony Seikaly	1,716	12.6	1984-88
13. Gerry McNamara	1,662	15.4	2002-
14. Dave Johnson	1,614	12.2	1988-92
15. Roosevelt Bouie	1,560	13.2	1976-80
Todd Borgan	1,560	12.5	1994-98

Career 1,000 Point Scorers

No. School	Total
1. Louisville	57
North Carolina	57
3. Duke	54
4. Kentucky	52
5. Kansas	48
6. SYRACUSE	47
7. Wake Forest	44
8. Notre Dame	42
Marshall	42
10. St. John's	40

(Career 1,000-point scorers research compiled by Louisville sports information department.)

Specialty Statistics

Opponent	8 games				
	PP SU-OPP	PTO SU-OPP	SCP SU-OPP	FBP SU-OPP	BP SU-OPP
Bethune-Cookman	24-16	19-13	11-4	8-6	27-3
Cornell	38-10	28-17	28-10	8-2	6-7
Texas Tech	44-26	28-8	19-15	16-8	34-20
Florida	24-26	22-14	13-11	2-6	12-11
Bucknell	18-34	9-16	16-4	4-14	14-12
Siena	42-34	30-16	12-9	23-12	24-9
Manhattan	22-26	10-23	12-21	11-6	29-15
TCU	26-20	18-22	13-15	12-11	14-11
Avg.	238-192	164-129	124-89	84-53	161-88
PP=points in the paint	29.8-24.0	20.5-16.1	15.5-11.1	10.5-6.6	20.1-11.0
PTO=points off turnovers				SCP=second chance points	
FBP=fast break points		BP=bench points			

Brennan-McBride, Harris,

Jones Sign NLI's

Devin Brennan-McBride of London, Ontario, **Paul Harris** of Niagara Falls, N.Y., and **Mike Jones** of Hopkins, S.C. signed national letters-of-intent to play for the Orange starting next season, according to coach **Jim Boeheim**.

Brennan-McBride, a 6-9, 240, center, is playing at St. Thomas Aquinas Catholic School. He has spent time playing AAU ball with the Waterloo Wildcats and played on the Ontario Provincial Team that won the gold medal at the 2005 Summer Games in Regina. He is rated the 27th best center by Scout.com.

Harris, a 6-5, 220, forward, is currently enrolled at Notre Dame Prep in Fitchburg, Mass., after spending the previous two seasons playing at Niagara Falls High School. Last season, he helped Niagara Falls to a 28-1 record and a number-three ranking from USA Today. He averaged 20.0 points, 13.0 rebounds and 5.0 assists per game. **Harris** compiled 1,100 points, 730 rebounds, 286 assists and 115 steals in his two years starting at Niagara Falls. He was coached by 2005 USA Today High School Coach of the Year Dan Bazzani.

He was named first team all-state in 2005 and earned second-team laurels in 2004.

Harris was named one of 11 top juniors in the country by USA Today in 2005. He received MVP honors at the 2005 New York Class AA Tournament after leading Niagara Falls to the state crown. This past summer, **Harris** was a member of the USA Youth Developmental Festival White Team that won the gold medal in the 2005 International Sports Invitational. **Harris** had 28 points in the gold-medal game. He averaged 16.8 points and 9.0 rebounds.

Harris is rated 9th in the Class of 2006 by Dave Telep of Scout.com. He is ranked eighth overall by Hoopmasters.com. He is the second-ranked shooting guard and 11th overall by Rivals.com. Clark Francis of Hoopscooponline.com has him ranked 15th.

Jones, a 6-6, 210 forward, is enrolled at Lower Richland High School. He averaged 19 points, eight rebounds and three blocks per game as a junior, while leading Lower Richland to the third round of the Class 4A playoffs. He was the Class 4A State Player of the Year. **Jones** has played AAU basketball for the South Carolina Ravens. **Jones** is rated 34th by scout.com and 10th among forwards. Rivals.com rated him 37th overall and 11th at his position.

NCAA Division I Winningest Teams By Percentage

Includes game of December 7

Team	Wins	Losses	Ties	Pct
1. Kentucky	1,910	585	1	.765
2. N. Carolina	1,865	682	0	.732
3. UNLV	965	394	0	.710
4. Kansas	1,851	773	0	.705
5. Duke	1,772	787	0	.692
6. UCLA	1,554	702	0	.689
7. Syracuse	1,663	761	0	.686
8. St. John's	1,682	803	0	.679
9. W. Kentucky	1,508	746	0	.669
10. Utah	1,574	801	0	.663

National Polls - SU Media Services



2005 Associated Press Preseason Poll December 5, 2004

No.	Team	W-L	Points
1.	Duke (53)	7-0	1,767
2.	Texas (9)	7-0	1,699
3.	Connecticut (9)	6-0	1,693
4.	Villanova (1)	4-0	1,593
5.	Louisville	3-0	1,431
6.	Boston College	6-0	1,346
7.	Memphis	6-1	1,333
8.	Oklahoma	4-1	1,244
9.	Gonzaga	4-2	1,202
10.	Florida	7-0	1,154
11.	Illinois	7-0	1,040
12.	Iowa	7-1	967
13.	Washington	7-0	944
14.	Michigan State	5-2	833
15.	Kentucky	5-2	614
16.	UCLA	6-1	579
17.	Nevada	5-0	562
18.	Indiana	4-1	553
19.	George Washington	4-0	488
20.	Wake Forest	7-1	431
21.	Maryland	5-1	367
22.	Alabama	4-1	363
23.	North Carolina	4-1	281
24.	Arizona	2-3	170
25.	N.C. State	5-1	127

Others receiving votes: Bucknell 114, Houston 101, Vanderbilt 61, **Syracuse 61**, Ohio State 54, West Virginia 52, Wisconsin 44, Michigan 29, Pittsburgh 18, Oklahoma State 16, Ohio 14, LSU 9, Xavier 8, Arkansas 7, Hawaii 7, Clemson 5, Old Dominion 4, Iowa State 4, Iona 3, Texas Tech 3, Colorado State 2, Buffalo 1, Loyola (MD) 1, NC-Wilmington 1

2005 ESPN/USA Today Coaches Poll December 5, 2004

No.	Team	W-L	Points
1.	Duke (25)	7-0	767
2.	Texas (4)	7-0	739
3.	Connecticut (1)	6-0	718
4.	Villanova	4-0	689
5.	Louisville	3-0	618
6.	Boston College	6-0	605
7.	Memphis	6-1	554
8.	Florida	7-0	519
9.	Oklahoma	4-1	516
10.	Illinois	7-0	467
11.	Gonzaga	4-2	460
12.	Washington	7-0	393
13.	Iowa	7-1	375
14.	Michigan State	5-2	329
15.	Kentucky	5-2	298
16.	Indiana	4-1	255
17.	Maryland	5-1	229
18.	UCLA	6-1	228
19.	Alabama	4-1	205
20.	George Washington	4-0	161
21.	Wake Forest	7-1	157
22.	Nevada	5-0	145
23.	N.C. State	5-1	124
24.	North Carolina	4-1	92
25.	Arizona	2-3	81

Others receiving votes: **Syracuse 58**, Bucknell 53, Wisconsin 40, Vanderbilt 35, Ohio State 29, West Virginia 27, LSU 17, Oklahoma State 15, Michigan 14, Houston 14, Ohio 8, Creighton 7, Texas A&M 6, Old Dominion 5, Clemson 4, Oregon 3, Colorado State 3, Xavier 3, Northern Iowa 2, California 2, Hawaii 2, Iona 2, Kansas IState 1, Colorado 1.

SU AP Poll Points

The last time...

SU played a ranked team	Date	Opponent
SU played a ranked team	3/11/05	#16 SU 67, #12 Conn. 63
SU beat a ranked team	3/11/05	#16 SU 67, #12 Conn. 63
Both teams ranked	3/11/05	#16 SU 67, #12 Conn. 63
Both teams top 10	2/19/05	#6 BC 65, #9 SU 60
Both teams top 5	12/7/04	#5 Okla. State 74, #4 SU 60
SU played ranked	2/14/05	#17 Pittsburgh 68, #9 SU 60
teams back-to-back	2/19/05	#6 BC 65, #9 SU 60
SU played #1	2/1/99	SU 59, Conn. 42
SU beat #1	2/1/99	SU 59, Conn. 42
SU played #2	2/3/03	SU 67, Pittsburgh 65
SU beat #2	2/3/03	SU 67, Pittsburgh 65
SU played #3	2/29/04	SU 49, #3 Pittsburgh 46 (OT)
SU beat #3	2/29/04	SU 49, #3 Pittsburgh 46 (OT)
SU played #4	4/7/03	SU 81, Kansas 78
SU beat #4	4/7/03	SU 81, Kansas 78
SU played #5	12/4/04	Okla. State 74, SU 60
SU beat #5	2/1/94	SU 108, Conn. 95
SU played #6	2/19/05	BC 65, SU 60
SU beat #6	3/30/03	SU 63, Oklahoma 47
SU played #7	3/7/04	SU 67, Conn. 56
SU beat #7	3/7/04	SU 67, Conn. 56
SU played #8	1/24/04	Pittsburgh 66, SU 45
SU beat #8	11/25/90	SU 77, Indiana 74
SU played #9	1/27/99	St. John's 75, SU 70
SU beat #9	1/31/93	SU 76, SetonHall 67
SU played #10	2/15/03	SU 82, Notre Dame 80
SU beat #10	2/15/03	SU 82, Notre Dame 80
SU played #11	1/13/03	SU 76, Missouri 69
SU beat #11	1/13/03	SU 76, Missouri 69
SU played #12	3/11/05	SU 67, Conn. 63
SU beat #12	3/11/05	SU 67, Conn. 63
SU played #13	2/1/97	Villanova 70, SU 60
SU beat #13	1/30/95	SU 76, Georgetown 75
SU played #14	1/10/94	Conn. 75, SU 67
SU beat #14	1/24/87	SU 64, St. John's 63
SU played #15	11/21/01	SU 69, Michigan State 58
SU beat #15	11/21/01	SU 69, Michigan State 58
SU played #16	3/4/03	SU 92, Notre Dame 88
SU beat #16	3/4/03	SU 92, Notre Dame 88
SU played #17	2/14/05	Pittsburgh 68, SU 64
SU beat #17	11/25/98	SU 76, Indiana 63
SU played #18	1/21/01	Seton Hall 77, SU 65
SU beat #18	3/15/98	SU 56, New Mexico 46
SU played #19	2/7/05	Conn 74, SU 66
SU beat #19	3/20/04	SU 72, Maryland 70
SU played #20	1/29/05	Pittsburgh 76, SU 69
SU beat #20	1/27/96	SU 88, Boston College 73
Ranked	12	1985-86
opponents in a season		

In-Season Media Services

Interview Opportunities

Postgame: The Syracuse lockerroom is open following **Coach Jim Boeheim's** postgame press conference.

Coach Boeheim: To contact **Coach Boeheim**, call the basketball office at (315) 443-2082. Outside of postgame interviews and specific media interview days, media should make arrangements with **Coach Boeheim** directly.

Student-Athletes and Assistant Coaches: Media interview days will be scheduled throughout the season. Some student-athletes may have class schedules that conflict with planned interview days. **Please respect the privacy of the student-athletes and their families, by NOT calling them directly.** Interviews SHOULD NOT be conducted without making the arrangements through Pete Moore in the Athletic Communications Office.

Attending Practice: Contact Pete Moore to obtain the practice schedule and site, to learn if the practice is open, and to notify him if you plan on attending practice.

Internet

www.suathletics.com: The site includes up-to-the minute SU athletics news, rosters, schedules, results, and statistics for all 21 varsity sports. Broadcasts of Syracuse University men's basketball can be heard through the website as well.

BIG EAST Conference (www.bigeast.org):


The BIG EAST Conference website contains current news on its men's basketball members, including standings, notes, results and statistics.

Directory

Pete Moore 315-443-2608
road cell phone..... 315-952-5011
Athletic Communications FAX 315-443-2076
e-mail address pimooore@syr.edu

SU In The 2005-06 Polls

Date	AP	USA Today/ ESPN
Preseason	16	16
November 21	17	19
November 28	arv	24
December 5	arv	arv
December 12		
December 19		
January 2		
January 9		
January 16		
January 23		
January 30		
February 6		
February 13		
February 20		
February 27		
March 6		
March 13		
Final		



Win #709 Comes Against TCU

SU coach **Jim Boeheim** earned the 709th win of his collegiate career when Syracuse defeated TCU, 80-64 in overtime, on December 3.

The Book On Boeheim

Boeheim is in his 30th season at the helm of the SU program. He has a career record of 709-244 (.744). **Boeheim** is fifth among active Division I coaches in winning percentage with only Mark Few (Gonzaga), Roy Williams (North Carolina), Bo Ryan (Wisconsin) and Mike Krzyzewski (Duke) owning a better mark. **Boeheim** is sixth among active Division I coaches and 18th all-time in wins.

The 2005 NCAA berth gave SU 28 post-season appearances under **Boeheim**, including 24 NCAA Tournaments. His SU teams have won **21-or-more games in 27 seasons, including the 2004-05 campaign**. He has guided his alma mater to the NCAA title game three times, winning it for the first time in 2003. **Boeheim** is the winningest coach in BIG EAST history with a 311-166 (.652) overall conference record.

Boeheim To Receive Wooden "Legends of Coaching" Award

Syracuse University's men's head basketball coach, Jim Boeheim, a recent inductee into the basketball Hall of Fame, has been named this year's recipient of the John R. Wooden "Legends of Coaching" honor, Award Chairman and Founder Richard "Duke" Llewellyn announced today. Boeheim will join an exclusive group of coaches that has received the award, including North Carolina's Dean Smith, Duke's Mike Krzyzewski, Arizona's Lute Olson, Louisville's Denny Crum, and last year's honoree, UConn coach Jim Calhoun.

"We're pleased to associate our award with one of the most successful and highly respected coaches in college basketball history," said Llewellyn. "Coach Boeheim exemplifies all of the qualities of an elite coach, including student-athlete development and on-court success. Over the course of his stellar coaching career, he has consistently demonstrated strong character while upholding the attributes that Coach Wooden advocated throughout his career."

The Wooden Award Committee adopted the Legends of Coaching Award in 1999 to recognize the lifetime achievements of coaches that exemplify Coach Wooden's high standards of coaching success and personal achievement. When selecting the individual, the committee considers character, coaching philosophy, student-athlete graduation rates, success on the court, and the coach's identification with the goals of the John R. Wooden Award. Boeheim will receive the award during the Wooden Award Ceremony on April 8, 2006, at The Los Angeles Athletic Club.

A champion of many charitable causes, Boeheim has been most active with "Coaches vs. Cancer," a national fundraising organization. He has also lent his time to Crouse Hospital Family Maternity Center, the Children's Miracle Network, the Make-A-Wish Foundation, the Pioneer Center for the Blind and Disabled, Lighthouse, People in Wheelchairs, Easter Seals, the Special Olympics, the Rescue Mission and the Jack Bruen Fund.

Several athletes under Boeheim's tutelage have been named Wooden All-Americans, including Rony Seikaly (1988), Sherman Douglas (1989), Derrick Coleman (1990), Billy Owens (1991) and Hakim Warrick (2005). For more information on the John R. Wooden Award, please contact Formula at 310-578-7050, email draper@formulapr.com or visit www.WoodenAward.com.

About the John R. Wooden Award

Created in 1976, the John R. Wooden Award is the most prestigious individual honor in college basketball. It is bestowed upon the nation's best player at an institution of higher education who has proven to his or her university that he or she is making progress toward graduation and maintaining a cumulative 2.0 GPA. Previous winners include such notables as Michael Jordan ('84), Larry Bird ('79), Tim Duncan ('97) and last year's recipient, Andrew Bogut ('05). The 2006 Award ceremony, which will include the presentation of the Men's and Women's Wooden Award, the Wooden Award All-American Teams and the Legends of Coaching Award, will be held at The Los Angeles Athletic Club on April 8, 2006, and will be broadcast live on a national CBS telecast.

Wooden Legends of Coaching Award

- 1999 Dean Smith, N. Carolina
- 2000 Mike Krzyzewski, Duke
- 2001 Lute Olson, Arizona
- 2002 Denny Crum, Louisville
- 2003 Roy Williams, Kansas
- 2004 Mike Montgomery, Stanford
- 2005 Jim Calhoun, Connecticut

Jim Boeheim

At Syracuse:
709-244 (.744)

BIG EAST Regular Season:
274-144 (.656)

BIG EAST Tournament:
37-22 (.627)

NCAA Tournament:
40-23 (.635)

Since 1987 in the NAAs:
33-15 (.688)

NCAA First Round Games:
20-4 (.833)

Average Single-Season Record:
24.2 wins
8.3 losses

As an SU Player:
55-24 (.696)

As an SU Assistant:
139-65 (.681)

NCAA Division I Coaching Records



All-Time Division I Coaches by Wins

1.	Dean Smith	North Carolina	879
2.	Adolph Rupp	Kentucky	876
3.	Bob Knight	Army, Indiana, Texas Tech	859
4.	Jim Phelan	Mt. St. Mary's	830
5.	Lefty Driesell	Davidson, Maryland, James Madison, Georgia State.	800
6.	Eddie Sutton	Creighton, Arkansas, Kentucky, Oklahoma State	787
7.	Lou Henson	Hardin-Simmons, Illinois N. Mexico State	779
8.	Henry Iba	NW Missouri State, Colorado, Oklahoma State	764
9.	Ed Diddle	W. Kentucky	759
10.	Phog Allen	Baker, Kansas, Haskell Central Missouri	746
11.	Lute Olson	Long Beach State, Iowa, Arizona	742
12.	Jerry Tarkanian	Long Beach State, UNLV, Fresno State	729
	Mike Krzyzewski	Army, Duke	729
14.	John Chaney	Cheyney, Temple	728
	Norm Stewart	N. Iowa, Missouri	728
16.	Ray Meyer	DePaul	724
17.	Don Haskins	UTEP	719
18.	Jim Boeheim	Syracuse	709
19.	Jim Calhoun	Northeastern, Connecticut	708
20.	Denny Crum	Louisville	675
21.	John Wooden	Indiana State, UCLA	664
22.	Ralph Miller	Wichita State, Iowa, Oregon State	657
23.	Gene Bartow	UCLA, UAB	647
24.	Marv Harshman	Pacific Lutheran, Washington State, Washington	637
25.	Hugh Durham	Georgia, Jacksonville	633

active coaches in bold type

Active Division I Coaches by Wins

1.	Bob Knight	Army, Indiana, Texas Tech Texas Tech	859
2.	Eddie Sutton	Creighton, Arkansas, Kentucky, Oklahoma State	787
3.	Lute Olson	Long Beach State, Iowa, Arizona	742
4.	Mike Krzyzewski	Army, Duke	729
5.	John Chaney	Cheyney, Temple	728
6.	Jim Boeheim	Syracuse	709
7.	Jim Calhoun	Northeastern, Connecticut	708
8.	Billy Tubbs	Southwestern, Lamar, Oklahoma, TCU, Lamar	627
9.	Tom Davis	Lafayette, Boston College, Stanford, Iowa, Drake	572
10.	Tom Penders	Tufts, Columbia, Fordham, Rhode Island, Texas, George Washington, Houston	548
11.	Gary Williams	American, Boston College, Ohio State, Maryland	547
12.	Homer Drew	Valparaiso	541
13.	Larry Hunter	Ohio, Western Carolina	513
14.	Ben Braun	Siena Heights, E. Michigan, California	507
15.	Pat Douglas	Montana State-Billings, Cal-Bakersfield, Cal-Irvine	502
16.	Dick Bennett	UW-Stevens Point, UW-Green Bay	483
17.	Bo Ryan	Wisconsin, Washington State	482
18.	Rick Byrd	Wis.-Platteville, Wisconsin	482
19.	Rick Pitino	Belmont	477
20.	Roy Williams	Kansas, North Carolina	475
21.	Rick Pitino	Boston U., Providence, Kentucky, Louisville	453
22.	Kevin Sampson	Montana Tech, Washington State	435
23.	John Beilein	Oklahoma Nazareth, Canisius, LeMoyn, Richmond, West Virginia	432
24.	Pat Kennedy	Iona, Florida State, DePaul, Montana, Towson	424
25.	Dave Bike	Sacred Heart	420
26.	Danny Nee	Ohio, Nebraska, Robert Morris, Duquesne	407



All-Time Division I Coaches by Percentage

1.	Clair Bee	Rider	412-87	.826
2.	Adolph Rupp	LIU-Brooklyn	876-190	.822
3.	John Wooden	Kentucky Indiana State, UCLA	664-162	.804
4.	Roy Williams	N. Carolina, Kansas	475-117	.802
5.	John Kreese	Charleston	560-143	.797
6.	Ralph R. Jones	Purdue, Wabash	194-51	.792
7.	Jerry Tarkanian	Butler, Illinois Long Beach State, UNLV, Fresno State	729-201	.784
8.	Francis Schmidt	Tulsa, Arkansas, Texas Christian	258-72	.782
9.	Dean Smith	N. Carolina	879-254	.776
10.	George Keogan	St. Louis Allegheny, Valparaiso, Notre Dame	418-125	.769
11.	Jack Ramsay	St. Joseph's	231-71	.765
12.	Frank Keaney	Rhode Island	401-124	.764
13.	Vic Bubas	Duke	213-67	.761
14.	Harry Fisher	Columbia, Army	147-44	.770
15.	Fred Bennion	Brigham Young, Utah, Montana State	189-60	.759
16.	Mike Krzyzewski	Army, Duke	729-246	.7477
17.	Chick Davies	Duquesne	314-106	.7476
18.	Ray Mears	Wittenberg, Tennessee	399-135	.7472
19.	Edward McNichol	Pennsylvania	186-63	.7470
20.	Jim Boeheim	Syracuse	709-242	.7440
21.	Lute Olson	Long Beach State, Iowa, Arizona	742-259	.7413
22.	Tubby Smith	Georgia, Kentucky	348-122	.7404
23.	Rick Majerus	Marquette, Ball State, Utah	422-147	.7417
24.	Bob Huggins	Walsh, Akron, Cincinnati	568-199	.7405
25.	Rick Pitino	Boston U., Providence, Kentucky, Louisville	453-159	.7402
26.	Al McGuire	Blemon Abbey, Marquette	405-143	.7391

active coaches in bold type

minimum 10 years as Division I head coach

includes games of Dec. 7, 2005

Active Division I Coaches by Percentage

1.	Mark Few	Gonzaga	163-39	.8069
2.	Roy Williams	N. Carolina Kansas	475-117	.8024
3.	Bo Ryan	Wis.-Platteville, Wis.-Milwaukee, Wisconsin	482-141	.7737
4.	Mike Krzyzewski	Army, Duke	729-246	.7477
5.	Jim Boeheim	Syracuse	709-244	.7440
6.	Lute Olson	Long Beach State, Iowa, Arizona	742-259	.7413
7.	Tubby Smith	Georgia, Kentucky	348-122	.7404
8.	Rick Pitino	Boston U., Providence, Kentucky, Louisville	453-159	.7402
9.	Bruce Weber	S. Illinois, Illinois	173-63	.7331
10.	Eddie Sutton	Creighton, Arkansas, Kentucky, Oklahoma State	787-301	.7233
11.	Bob Knight	Army, Indiana Texas Tech	859-337	.7182
12.	John Calipari	Massachusetts, Memphis	310-126	.7110
13.	John Chaney	Cheney, Temple	728-299	.7089
14.	Tom Izzo	Michigan State	239-99	.7071
15.	Skip Prosser	Xavier, Wake Forest	266-114	.7000
16.	Jim Calhoun	Northeastern, Connecticut	708-310	.6955
17.	Larry Hunter	Ohio, W. Carolina	513-229	.6914
18.	Pat Douglas	Montana State-Billings, Cal-Bakersfield, Cal-Irvine	502-229	.6867
19.	L. Vann Pettaway	Alabama A&M	385-182	.6790
20.	Billy Donovan	Florida	234-113	.6744
21.	Bill Self	Illinois, Kansas	257-125	.6728
	Gerg Marshall	Winthrop	146-71	.6728
23.	Mark Gottfried	Alabama	216-108	.6667
	Stew Morrill	Utah State	388-194	.6667
	Rick Stansbury	Mississippi State	154-77	.6667

minimum 5 years as Division I head coach.



Boeheim's USA Basketball Resume

- 1982 Head Coach, Olympic Festival East Team – Silver Medal
- 1989 Assistant Coach, World University Games – Gold Medal
- 1990 Assistant Coach, Goodwill Games – Silver Medal
- 1990 Assistant Coach, World Championship – Bronze Medal
- 1998 Head Coach, Junior World Championship Qualifier – Gold Medal
- 2000 Head Coach, World Championship For Young Men Qualifier – Silver
- 2001 Head Coach, World Championship For Young Men – Gold Medal

USA Basketball

Based in Colorado Springs, Colo., USA Basketball is a non-profit organization and the national governing body for men's and women's basketball in the country. As the recognized governing body for basketball in the U.S. by the International Basketball Federation (FIBA) and the U.S. Olympic Committee (USOC), USA Basketball is responsible for the selection, training and fielding of USA teams that compete in FIBA sponsored international competitions, as well as for some national competitions.

USA Basketball is governed by a 10-member Executive Committee and 25-member Board of Directors, who are appointed and elected by active members.

The competitions in which USA teams regularly compete include the Olympics, World Championships, Pan American Games, World University Games, U21 World Championships, U19 World Championships, Hoop Summit and Youth Development Festivals.



Jim Boeheim confers with Connecticut Coach Jim Calhoun (left) and St. Joseph's mentor Phil Martelli at USA Basketball tryouts in 2005.

Boeheim Named To USA Basketball Senior National Team Staff

COLORADO SPRINGS, Colo. (Nov. 28, 2005) – USA Basketball Men's Senior National Team program Managing Director Jerry Colangelo has announced that Syracuse head coach **Jim Boeheim**, Phoenix Suns head mentor Mike D'Antoni and Portland Trail Blazers head coach Nate McMillan have been named assistant coaches of the USA Basketball Men's Senior National Team program for 2006-2008. Duke head coach Mike Krzyzewski had previously been named head coach. The assistant coach selections were approved by USA Basketball's Executive Committee.

"Our goal was to assemble a first rate coaching staff with Mike Krzyzewski in the leadership role and a talented group of respected and successful coaches assisting him," said Colangelo, who was appointed Managing Director of the USA Basketball Men's Senior National Team program on April 27, 2005. "I'm very excited about this coaching staff."

"There is no greater honor a basketball coach can have than to coach for your country and to work with such a great staff," said **Boeheim**. "I believe the whole country will unite behind this effort to win back the gold medal."

The USA Basketball Men's Senior National Team will compete in the 2006 FIBA World Championship (Aug. 19-Sept. 3 in Saitama, Japan); if necessary the 2007 FIBA Americas Olympic Qualifying Tournament (dates and site TBD); and if the USA qualifies, the 2008 Summer Olympic Games (Aug. 8-24 in Beijing, China).

"This staff encompasses all the areas that need to be addressed. We have NBA experience. We have international experience. We have the backgrounds to teach different styles of basketball, including zone offense and defense. We also have coaches of different ages, which should give us the ability to teach and communicate well with a team of the best players in our country," said Krzyzewski. "We want to develop the team to produce gold medal-winning performances in 2006 and 2008. I am truly excited about the addition of Jim Boeheim, Mike D'Antoni and Nate McMillan to the USA staff. We are fortunate to have them on our team."

Since first fielding a USA Basketball team of legendary NBA stars in 1992, USA Basketball senior national teams comprised of NBA players have claimed gold medals in eight of 10 major international basketball competitions, while compiling an impressive 74-6 overall record (.925 winning percentage) in those international competitions.

2005-06 Syracuse Basketball



- Scored a career-high 19 points against TCU. He scored 11 of SU's first 15 points in the second half.
- His five three-pointers, combined with **Demetris Nichols'** six treys against TCU was the first time since 1998 that two SU players made five or more three-point baskets in a single game. Todd Burgan (five) and Marius Janulis (five) did so against Louisville (1/10/1998).
- **Devendorf** made his first career start against Siena.
- His 11- and 10-point performances against Texas Tech and Florida marked the first time an SU freshman has had back-to-back double-figure scoring games since 2002-03 when **Carmelo Anthony** and **Gerry McNamara** did so.
- **Devendorf** was selected Preseason BIG EAST Conference Rookie of the Year by the league's coaches.
- He transferred to Oak Hill Academy (Va.) for his senior year of high school, following in the footsteps of three previous Orange performers -- **Billy Edelin**, **Carmelo Anthony** and **Dayshawn Wright**.
- **Devendorf** was a McDonald's All-America selection in high school.

Devendorf's Season and Career Highs


Points
 Season: 19 vs. TCU
FG Made
 Season: 6 vs. TCU
FG Attempted
 Season: 10 vs. TCU
3-Point FG Made
 Season: 5 vs. TCU
3-Point FG Attempted
 Season: 8 vs. TCU
FT Made
 Season: 4 vs. Bethune-Cookman, Florida
FT Attempted
 Season: 4 vs. Bethune-Cookman, Texas Tech, Florida
Rebounds
 Season: 4 vs. Texas Tech
Offensive Rebounds
 Season: 1 vs. Bethune-Cookman, Texas Tech, Florida, Siena
Defensive Rebounds:
 Season: 3 vs. Texas Tech, TCU
Assists
 Season: 4 vs. Bucknell
Steals
 Season: 3 vs. Siena
Blocks:
 Season: 1 vs. Bucknell
Minutes
 Season: 29 vs. Bucknell

Devendorf Game-by-Game 2005-06

Opponent	MP	FG	3PT	FT	REB	F	A	T	B	S	TP
Bethune-Cookman	18	1-7	0-2	4-4	3	2	1	2	0	0	6
Cornell	20	3-7	0-2	0-1	2	1	2	0	0	1	6
Texas Tech	17	3-6	2-3	3-4	4	2	1	1	0	0	11
Florida	16	3-7	0-3	4-4	2	3	0	3	0	0	10
Bucknell	29	3-7	2-2	0-0	0	4	4	0	1	0	8
Siena	23	2-6	2-4	2-2	3	1	3	1	0	3	8
Manhattan	15	1-7	1-1	1-2	0	2	1	4	0	0	4
TCU	26	6-10	5-8	2-3	3	2	3	2	0	0	19

Devendorf's Career Statistics

Year	G/GS	TOTAL		3-PTS		FT-FTA		REBOUNDS		PF-FO	A	TO	Blk	Stl	Pts	Avg	
		FG-FGA	Pct	3FG-FGA	Pct	FT-FTA	Pct	Off-Def	Tot								Avg
2005-06	8/3	22-57	.386	12-25	.480	16-19	.842	4-13	17	2.1	17-0	15	15	1	4	72	9.0



- This November marked the first time since 2003-04 that **Gorman** played in four consecutive games. In 2002-03, **Gorman** played in five consecutive games.
- **Gorman** nailed his first career three-pointer against Texas Tech in Madison Square Garden.
- He used 2004-05 as his redshirt year.

Gorman Game-by-Game 2005-06

Opponent	MP	FG	3PT	FT	REB	F	A	T	B	S	TP
Bethune-Cookman	14	1-3	0-1	2-5	2	2	1	2	1	0	4
Cornell	3	0-0	0-0	0-0	1	0	0	0	0	0	0
Texas Tech	14	1-2	1-2	0-0	0	2	0	0	0	1	3
Florida	3	1-2	0-0	0-0	1	0	0	1	0	0	2
Bucknell	Did Not Play										
Siena	12	1-3	0-0	2-6	3	2	0	2	0	0	4
Manhattan	Did Not Play										
TCU	8	0-2	0-0	4-4	3	3	1	0	0	2	4

Gorman's Season and Career Highs

Points
 Season: 4 vs. Bethune-Cookman, Siena, TCU
 Career: 8 vs. Binghamton, 2003-04

FG Made
 Season: 1 vs. Bethune-Cookman, Texas Tech, Florida, Siena
 Career: 4 vs. Binghamton, 2003-04

FG Attempted
 Season: 3 vs. Bethune-Cookman, Siena
 Career: 7 vs. Binghamton, 2003-04

3-Point FG Made
 Season: and Career: 1 vs. Texas Tech, 2005-06

3-Point FG Attempted
 Season and Career: 2 vs. Texas Tech, 2005-06

FT Made
 Season and Career: 4 vs. TCU, 2005-06; Cornell, 2002-03

FT Attempted
 Season and Career: 6 vs. Siena, 2005-06; Cornell, 2002-03

Rebounds
 Season: 3 vs. Siena, TCU
 Career: 6 vs. Colgate, 2003-04

Offensive Rebounds
 Season and Career: 3 vs. TCU, 2005-06

Defensive Rebounds:
 Season: 2 vs. Siena
 Career: 5 vs. Colgate, 2003-04

Assists
 Season: 1 vs. Bethune-Cookman, TCU
 Career: 2 vs. Colgate, 2003-04

Steals
 Season and Career: 2 vs. TCU

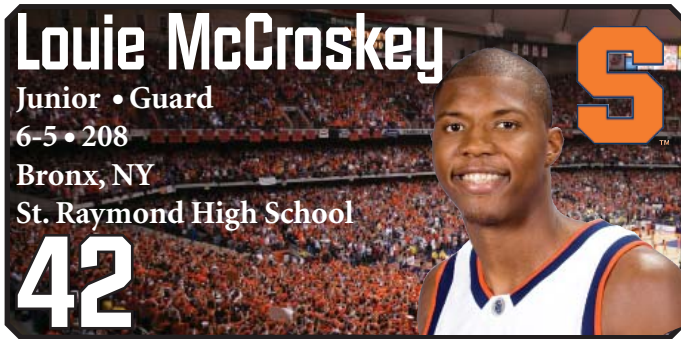
Blocks:
 Season: 1 vs. Bethune-Cookman
 Career: 1 vs. Bethune-Cookman, 2005-06; Colgate, 2003-04; West Virginia, Albany, UNC Greensboro, 2002-03

Minutes
 Season: 14 vs. Bethune-Cookman, Texas Tech
 Career: 15 vs. Albany 2002-03

Gorman's Career Statistics

Year	G/GS	TOTAL		3-PTS		FT-FTA		REBOUNDS		Avg	PF-FO	A	TO	Blk	Stl	Pts	Avg
		FG-FGA	Pct	3FG-FGA	Pct	Pct	Pct	Off-Def	Tot								
2002-03	9/0	8-23	.348	0-1	.000	5-8	.625	4-15	19	2.1	15-0	1	5	2	3	21	2.3
2003-04	7/0	6-19	.316	0-2	.000	0-2	.000	5-9	14	2.0	10-0	2	4	1	0	12	1.7
2004-05	redshirt year																
2005-06	6/0	4-12	.333	1-3	.333	8-15	.533	6-4	10	1.7	9-0	3	5	1	3	17	2.8
Totals	22/0	18-54	.333	1-6	.167	13-25	.520	15-28	43	2.0	34-0	6	14	4	6	50	2.3

2005-06 Syracuse Basketball



- He is averaging 6.5 points and 5.5 rebounds in games he has played 20 minutes or more (4 games).
- **McCroskey** was one of five players who played in all 34 SU games during 2004-05.
- A starter in 16 games a year ago, **McCroskey** was with the first unit for the first five games this November.
- He had a career-high and team-leading nine rebounds against Florida.

McCroskey Game-by-Game 2005-06

Opponent	MP	FG	3PT	FT	REB	F	A	T	B	S	TP
Bethune-Cookman	18	1-4	1-1	1-2	4	2	3	3	0	2	4
Cornell	20	2-6	0-0	3-4	3	2	1	2	0	2	7
Texas Tech	20	5-8	0-2	0-1	6	3	0	1	0	3	10
Florida	28	2-7	0-0	1-2	9	5	2	4	0	1	5
Bucknell	7	0-1	0-0	0-0	0	1	0	1	0	0	0
Siena	11	1-2	1-1	2-6	4	0	0	0	0	1	5
Manhattan	8	1-2	0-1	0-1	2	0	0	0	0	0	2
TCU	2	0-0	0-0	0-0	0	0	0	0	0	0	0

McCroskey's Season and Career Highs

Points

Season: 10 vs. Texas Tech
 Career: 18 vs. Pittsburgh, 2004-05

FG Made

Season: 5 vs. Texas Tech
 Career: 7 vs. Pittsburgh, 2004-05

FG Attempted

Season: 8 vs. Texas Tech
 Career: 13 vs. Pittsburgh, 2004-05

3-Point FG Made

Season: 1 vs. Bethune-Cookman, Siena
 Career: 2 vs. Pittsburgh, at St. John's, vs. Binghamton, 2004-05; at Georgetown, Notre Dame, 2003-04

3-Point FG Attempted

Season: 2 vs. Texas Tech
 Career: 5 vs. Pittsburgh, 2004-05; at Georgetown, 2003-04

FT Made

Season and Career: 3 vs. Cornell, 2005-06; vs. Villanova, 2003-04

Career: 3 vs. Villanova, 2003-04

FT Attempted

Season and Career: 6 vs. Siena

Rebounds

Season and Career: 9 vs. Florida, 2005-06

Offensive Rebounds

Season and Career: 4 vs. Texas Tech, 2005-06; Colgate, 2003-04

Defensive Rebounds

Season and Career: 6 vs. Florida, 2005-06; at Boston College, 2004-05

Assists

Season: 3 vs. Bethune-Cookman
 Career: 4 vs. Providence, 2004-05

Steals

Season: 2 vs. Bethune-Cookman, Cornell
 Career: 4 at Rutgers, 2004-05

Blocks

Season: 0
 Career: 2 vs. Virginia Tech, 2003-04

Minutes

Season: 28 vs. Florida
 Career: 34 at Boston College, 2004-05

McCroskey's Career Statistics

Year	G/GS	TOTAL		3-PTS		FT-FTA			REBOUNDS		Avg	PF-FO	A	TO	Blk	Stl	Pts	Avg
		FG-FGA	Pct	3FG-FGA	Pct	Pct	Off-Def	Tot										
2003-04	28/0	44-125	.352	13-57	.228	9-20	.450	22-39	61	2.2	39-2	27	28	4	21	110	3.9	
2004-05	34/16	75-192	.391	19-65	.292	20-40	.500	37-62	99	2.9	46-1	41	40	1	28	189	5.6	
2005-06	8/5	12-30	.400	2-5	.400	7-16	.438	12-16	28	3.5	13-1	6	11	0	9	33	4.1	
Totals	70/21	131-347	.378	34-127	.268	36-76	.474	71-117	188	2.7	98-4	74	79	5	58	332	4.7	
NCAA Career	4/0	4-16	.250	1-6	.167	1-1	1.000	2-6	8	2.0	5-0	2	2	0	2	10	2.5	



Gerry McNamara

Senior • Guard

6-2 • 182

Scranton, PA

Bishop Hannan High School

3

- McNamara moved past Dale Shackelford (207) to take over eighth place on SU's all-time steals leaders list with his three steals against TCU. He now has 209 career steals and needs six more to tie Lawrence Moten (215) for seventh all-time.
- McNamara posted his second double-double of the season with his 11 points and 10 assists against TCU. He now has six career double-doubles, all of which being points and assists.
- He owns the nation's longest current consecutive starts streak (108).
- Last season, McNamara was 29-32 (.906) from the line in the last five minutes and overtime. This season he is 13-15 (.867) from the line in the closing minutes.
- He is on the pre-season watch list for the **John R. Wooden Award** for the third-straight year. McNamara is also on the **Bayer Advantage Senior Class Award** and **Naismith Trophy** lists.
- McNamara is SU's career 3-point field goal leader (319-897).
- His 22 points against Siena moved him to 13th all-time at SU in career points scored passing **Dave Johnson** (1,614). McNamara (1,662) needs 43 points to tie **Rony Seikaly** (1,716) for 12th place all-time.

McNamara Game-by-Game 2005-06

Opponent	MP	FG	3PT	FT	REB	F	A	T	B	S	TP
Bethune-Cookman	32	2-5	1-4	0-0	1	2	2	2	0	2	5
Cornell	39	2-14	0-10	13-14	4	1	5	2	0	1	17
Texas Tech	30	4-12	3-7	1-2	5	2	9	1	0	3	12
Florida	38	5-19	3-11	0-0	3	2	10	1	0	0	13
Bucknell	39	6-19	4-13	2-2	2	1	4	5	0	1	18
Siena	29	6-13	6-11	4-4	3	0	9	1	0	3	22
Manhattan	42	5-16	5-12	10-11	4	4	2	2	0	4	25
TCU	36	2-10	0-6	7-7	5	0	10	5	0	3	11

McNamara's Season and Career Highs

Points

Season: 25 vs. Manhattan

Career: 43 vs. BYU (NCAA), 2003-04

FG Made

Season: 6 vs. Bucknell, Siena

Career: 11 vs. BYU (NCAA), Charlotte, 2003-04

FG Attempted

Season: 19 vs. Bucknell

Career: 21 at Notre Dame, vs. Pittsburgh, 2004-05

3-Point FG Made

Season: 6 vs. Siena

Career: 9 vs. BYU (NCAA), 2003-04

3-Point FG Attempted

Season: 13 vs. Bucknell

Career: 17 vs. BYU (NCAA), Notre Dame, Canisius, 2003-04

FT Made

Season and Career: 13 vs. Cornell, 2005-06

FT Attempted

Season: 14 vs. Cornell

Career: 16 vs. BYU (NCAA), 2003-04

Rebounds

Season: 5 vs. Texas Tech

Career: 9 vs. Rice, 2004-05

Offensive Rebounds

Season and Career: 3 vs. Siena, 2005-06

Defensive Rebounds

Season: 4 vs. Texas Tech

Career: 8 vs. Rice, 2004-05

Assists

Season: 10 vs. Florida, TCU

Career: 12 at West Virginia, 2002-03

Steals

Season: 4 vs. Manhattan

Career: 5 vs. Charlotte, 2003-04; Oklahoma (NCAA), Rutgers, 2002-03

Blocks

Season: 0

Career: 1 vs. Georgetown, Binghamton, 2004-05; at Notre Dame, 2003-04; vs. Boston College, Binghamton, 2002-03

Minutes

Season: 42 vs. Manhattan

Career: 45 vs. Georgetown, 2004-05

SU Career Assists

No.	Name	G	Assists	Avg.	Years
1.	Sherman Douglas	138	960	7.0	1985-89
2.	Jason Hart	132	709	5.4	1996-00
3.	Dwayne Washington	95	637	6.7	1983-86
4.	Adrian Autry	121	631	5.2	1990-94
5.	Eddie Moss	117	539	4.6	1977-81
6.	Gerry McNamara	108	492	4.6	2002-
7.	Lazarus Sims	114	432	3.0	1992-96
8.	Leo Rautins	85	423	5.0	1980-83
9.	Gene Waldron	126	410	3.3	1980-84
10.	Allen Griffin	133	409	3.1	1997-01

SU Career Steals

No.	Name	G	Steals	Avg.	Years
1.	Jason Hart	132	329	2.5	1996-00
2.	Sherman Douglas	138	235	1.7	1985-89
3.	Eddie Moss	117	230	2.0	1977-81
4.	Dwayne Washington	95	220	2.3	1983-86
5.	Adrian Autry	121	217	1.8	1990-94
6.	Billy Owens	103	216	2.1	1988-91
7.	Lawrence Moten	121	215	1.8	1991-95
8.	Gerry McNamara	108	209	1.9	2002-
9.	Dale Shackelford	113	207	1.8	1975-79
10.	Todd Burgan	125	192	1.5	1994-98

McNamara's Career Statistics

Year	TOTAL			3-PTS			REBOUNDS			Avg	PF-FO	A	TO	Blk	Stl	Pts	Avg
	G/GS	FG-FGA	Pct	3FG-FGA	Pct	FT-FTA	Pct	Off-Def	Tot								
2002-03	35/35	146-364	.401	85-238	.357	90-99	.909	14-66	80	2.3	69-1	155	85	2	77	467	13.3
2003-04	31/31	153-397	.385	105-270	.389	123-141	.872	11-69	80	2.6	64-1	118	79	1	52	534	17.2
2004-05	34/34	160-433	.370	107-315	.340	111-127	.874	14-65	79	2.3	62-1	168	99	2	63	538	15.8
2005-06	8/8	32-108	.296	22-74	.297	37-40	.925	13-14	27	3.4	12-0	51	19	0	17	123	15.4
Totals	108/108	491-1,302	.377	319-897	.356	361-407	.887	52-214	266	2.5	207-3	492	282	5	209	1,662	15.4
NCAA Career	10/10	50-123	.407	34-80	.425	37-44	.841	3-14	17	1.7	20-0	33	24	0	19	171	17.1

2005-06 Syracuse Basketball



Bayer Advantage Senior Class Award

The top 30 male candidates for the 2005-06 Bayer Advantage® Senior CLASS Award – the nation's premier tribute to college seniors have been announced. The award, now in its fifth year, is presented annually to the nation's senior player-of-the-year for NCAA Division I men's and women's basketball.

Sportscaster Dick Enberg, who initiated the idea for the award and now serves as Honorary Chairman, will announce the winner during the CBS telecast of the NCAA Men's Final Four next April.

From the list of 30 nominees, a national media committee will select 10 finalists for the award in February as the conference season hits its peak. Those ten names will be placed on the official ballot for a nationwide voting process during the NCAA Tournament in March. Fan balloting will be coupled with results from voting by coaches and media to determine winner.

Previous winners of the men's award include Juan Dixon of Maryland (2002), David West of Xavier (2003), Jameer Nelson of St. Joseph's (2004) and Wayne Simien of Kansas in 2005.

Bayer Advantage Award List

Hassan Adams	Guard	Arizona
Maurice Ager	Guard	Michigan State
Brandon Bowman	Forward	Georgetown
Dee Brown	Guard	Illinois
Greg Brunner	Forward	Iowa
Nik Caner-Medley	Forward	Maryland
Rodney Carney	Forward	Memphis
Mardy Collins	Guard	Temple
Chuck Davis	Forward	Alabama
Paul Davis	Center	Michigan State
Taquan Dean	Guard	Louisville
Randy Foye	Guard	Villanova
Mike Gansey	Forward	West Virginia
Justin Gray	Guard	Wake Forest
Taj Gray	Forward	Oklahoma
Vincent Grier	Guard	Minnesota
Dan Grunfeld	Guard	Stanford
Chris Hernandez	Guard	Stanford
Jeff Horner	Guard	Iowa
Gerry McNamara	Guard	Syracuse
Kevin Pittsnogle	Center	West Virginia
J.J. Redick	Guard	Duke
Allan Ray	Guard	Villanova
Brandon Roy	Guard	Washington
Craig Smith	Forward	Boston College
Steven Smith	Forward	LaSalle
Patrick Sparks	Guard	Kentucky
Eric Williams	Center	Wake Forest
Shelden Williams	Forward	Duke
Curtis Withers	Forward	Charlotte



The Naismith Trophy

Gerry McNamara is one of 50 top collegiate men's basketball players named Naismith Trophy pre-season candidates.

The Naismith Trophy is given by the Atlanta Tipoff Club to the men's player of the year.

The list was compiled by the Atlanta Tipoff Club's Board of Selectors, comprised of leading basketball journalists, coaches and administrators from around the country.

In January, the Board of Selectors will narrow its pre-season list to the Top 30 players in the nation. Those players, and others who distinguish themselves throughout the season, will be eligible for the final ballot in March.

Beginning in mid-February, CBS' "Cingular at the Half" will feature a weekly Naismith Trophy Watch highlighting the players in contention. In April, the player of the year will be recognized at the NCAA Men's Final Four in Indianapolis. Utah's Andrew Bogut was last year's recipient.

Naismith Trophy Preseason List

Hassan Adams	Guard	Arizona
Maurice Ager	Guard	Michigan State
Josh Boone	For./Center	Connecticut
Brandon Bowman	Forward	Georgetown
Ronnie Brewer	Guard	Arkansas
Dee Brown	Guard	Illinois
Shannon Brown	Guard	Michigan State
Greg Brunner	Forward	Iowa
Nik Caner-Medley	Forward	Maryland
Rodney Carney	Forward	Memphis
Mardy Collins	Guard	Temple
JamesOn Curry	Guard	Oklahoma State
Paul Davis	Center	Michigan State
Glen Davis	Forward	Louisiana State
Taquan Dean	Guard	Louisville
Guillermo Diaz	Guard	Miami
Jared Dudley	Forward	Boston College
Jordan Farmar	Guard	UCLA
Nick Fazekas	Forward	Nevada
Mike Gansey	Forward	West Virginia
Rudy Gay	Forward	Connecticut
Daniel Gibson	Guard	Texas
Justin Gray	Guard	Wake Forest
Taj Gray	Forward	Oklahoma
Jeff Green	Forward	Georgetown
Vincent Grier	Guard	Minnesota
Chris Hernandez	Guard	Stanford
Eric Hicks	Forward	Cincinnati
Jeff Horner	Guard	Iowa
Carl Krauser	Guard	Pittsburgh
Bo McCalebb	Guard	New Orleans
Gerry McNamara	Guard	Syracuse
Paul Millsap	Forward	Louisiana Tech
Adam Morrison	Forward	Gonzaga
Kevin Pittsnogle	Center	West Virginia
Leon Powe	Forward	California
Rajon Rando	Guard	Kentucky
Allan Ray	Guard	Villanova
Brandon Roy	Guard	Washington
J.J. Redick	Guard	Duke
Craig Smith	Forward	Boston College
Steven Smith	Forward	LaSalle
Curtis Stinson	Guard	Iowa
Curtis Sumpter	Forward	Villanova
P.J. Tucker	Forward	Texas
Alando Tucker	Forward	Wisconsin
Darius Washington	Guard	Memphis
Shelden Williams	Forward	Duke
Eric Williams	Center	Wake Forest



The Wooden Award

For the third straight year, Gerry McNamara is on the pre-season watch list for the John R. Wooden Award.

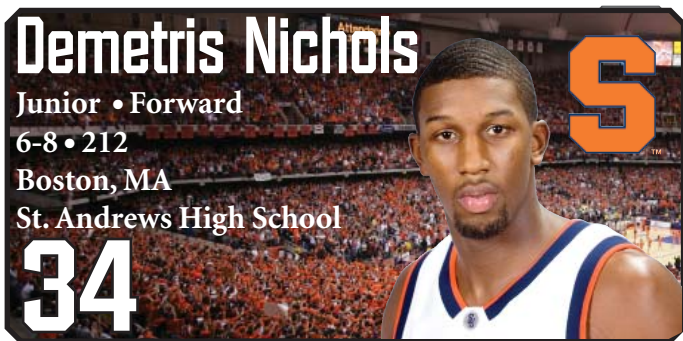
Created in 1976, the Wooden Award is bestowed upon the nation's best player at an institution of higher education who is making progress toward graduation and maintaining a 2.0 grade-point-average.

In mid-January, the Wooden Award committee will release the mid-season top 30 on CBS Sports, and on Tuesday, March 28, the 10-player Wooden Award All-American Team will be announced.

The 2006 Award ceremony, which will include the presentation of the Men's and Women's Wooden Award, the Wooden Award All-American Teams and the Legends of Coaching Award, will be held at The Los Angeles Athletic Club on April 8, 2006, and will be broadcast live on a national CBS telecast.

Wooden Award Preseason List

Hassan Adams	Guard	Arizona
Maurice Ager	Guard	Michigan State
Josh Boone	For./Center	Connecticut
Brandon Bowman	Forward	Georgetown
Ronnie Brewer	Guard	Arkansas
Aaron Brooks	Guard	Oregon
Dee Brown	Guard	Illinois
Nik Caner-Medley	Forward	Maryland
Rodney Carney	Forward	Memphis
Mardy Collins	Guard	Temple
JamesOn Curry	Guard	Oklahoma State
Chuck Davis	Forward	Alabama
Glen Davis	Forward	LSU
Paul Davis	Center	Michigan State
Taquan Dean	Guard	Louisville
Guillermo Diaz	Guard	Miami
Jared Dudley	Forward	Boston College
Jordan Farmar	Guard	UCLA
Nick Fazekas	Forward	Nevada
Daniel Gibson	Guard	Texas
Rudy Gay	Forward	Connecticut
Justin Gray	Guard	Wake Forest
Taj Gray	Forward	Oklahoma
Vincent Grier	Guard	Minnesota
Dan Grunfeld	Guard	Stanford
Chris Hernandez	Guard	Stanford
Jeff Horner	Guard	Iowa
Jarrius Jackson	Guard	Texas Tech
Ben Jacobson	Guard	Northern Iowa
Carl Krauser	Guard	Pittsburgh
Nana Mensah-Bonsu	Forward	George Washington
Paul Millsap	Forward	Louisiana Tech
Gerry McNamara	Guard	Syracuse
Adam Morrison	Forward	Gonzaga
Steve Novak	Forward	Marquette
Kevin Pittsnogle	Center	West Virginia
Leon Powe	Forward	California
J.J. Redick	Guard	Duke
Rajon Rondo	Guard	Kentucky
Brandon Roy	Guard	G Washington
Craig Smith	Forward	Boston College
Steven Smith	Forward	LaSalle
Curtis Stinson	Guard	Iowa State
Curtis Sumpter	Forward	Villanova
Alando Tucker	Forward	Wisconsin
P.J. Tucker	Forward	Texas
Darius Washington	Guard	Memphis
Eric Williams	Center	Wake Forest
Shelden Williams	Forward	Duke
Curtis Withers	Forward	Charlotte



- He has already passed his three-point total from last season (15), and his freshman season mark (17). **Nichols** has made 23 three-point field goals this season.
- His six threes, combined with **Eric Devendorf's** five against TCU, marked the first time since 1998 that two SU players made five or more three-point baskets in a single game. Todd Burgan (five) and Marius Janulis (five) did so against Louisville (1/10/1998).
- **Nichols** is the only SU player to score in double-figures in all eight games this season.
- He has two career double-doubles, both coming this season (Cornell, Siena).
- **Nichols** has scored a career-high 24 points twice this season. Against Florida, he had 18 points in the first half en route to a 24-point effort, while against TCU, he had 21 points by the break on his way to 24.
- **Nichols** ranks first on the club in points averaging 15.5 per game and is second in rebound average (7.5).
- Sixty-five percent of his points this season have been scored in the first half (80 of 124 points). If you exclude **Nichols'** performance against Bucknell where he scored just two of his 18 points in the first half, **Nichols** is scoring 74 percent (78 of 106) of his total points in the first half.

Nichols' Season and Career Highs

Points
 Season and Career: 24 vs. Florida, TCU, 2005-06

FG Made
 Season and Career: 8 vs. Florida, TCU, 2005-06

FG Attempted
 Season and Career: 16 vs. Florida, 2005-06

3-Point FG Made
 Season and Career: 6 vs. TCU, 2005-06

3-Point FG Attempted
 Season and Career: 12 vs. TCU, 2005-06

FT Made
 Season and Career: 6 vs. Bucknell, 2005-06

FT Attempted
 Season and Career: 6 vs. Bucknell, 2005-06

Rebounds
 Season and Career: 10 vs. Cornell, Siena, 2005-06

Offensive Rebounds
 Season: 3 vs. Cornell, Bucknell, TCU
 Career: 4 at Providence, 2003-04

Defensive Rebounds
 Season and Career: 10 vs. Siena, 2005-06

Assists
 Season and Career: 5 vs. Bethune-Cookman, 2005-06

Steals
 Season: 3 vs. Bucknell
 Career: 4 at Providence, 2003-04

Blocks
 Season and Career: 4 vs. TCU, 2005-06

Minutes
 Season: 38 vs. TCU
 Career: 40 vs. Princeton, 2004-05

Nichols Game-by-Game 2005-06

Opponent	MP	FG	3PT	FT	REB	F	A	T	B	S	TP
Bethune-Cookman	26	4-7	3-5	0-1	6	2	5	0	1	1	11
Cornell	37	5-14	1-7	0-0	10	3	3	4	0	1	11
Texas Tech	32	5-12	1-7	0-0	7	1	0	4	1	2	11
Florida	36	8-16	5-10	3-4	5	3	2	2	0	1	24
Bucknell	36	5-12	3-7	6-6	9	2	2	2	2	3	19
Siena	28	6-10	2-5	0-0	10	2	2	2	0	0	14
Manhattan	31	3-12	2-4	2-2	7	5	1	2	1	1	10
TCU	38	8-15	6-12	2-4	6	1	2	2	4	0	24

Nichols' Career Statistics

Year	G/GS	TOTAL		3-PTS		FT-FTA		REBOUNDS		Avg	PF-FO	A	TO	Blk	Stl	Pts	Avg
		FG-FGA	Pct	3FG-FGA	Pct	Pct	Pct	Off-Def	Tot								
2003-04	26/15	42-121	.347	17-72	.236	8-18	.444	18-39	57	2.2	47-2	15	15	16	15	109	4.2
2004-05	27/8	39-103	.379	15-60	.250	13-18	.722	12-45	57	2.1	32-0	13	25	8	11	106	3.9
2005-06	8/8	44-98	.449	23-57	.404	13-17	.765	13-48	60	7.5	19-1	17	18	9	10	124	15.5
Totals	61/31	125-322	.388	55-189	.291	34-51	.667	45-132	174	2.9	98-3	45	58	33	36	339	5.6
NCAA Career	4/3	9-19	.474	6-11	.545	3-4	.750	4-11	15	3.8	14-0	6	4	2	1	27	6.8

2005-06 Syracuse Basketball



Arinze Onuaku
 Freshman • Forward/Center
 6-9 • 255
 Lanham, MD
 Episcopal
21



- He has not missed more than one shot in any of the eight games he has played in, shooting 9-12 on the year.
- His team-high eight rebounds against Texas Tech made him the first SU freshman to lead the team in rebounding since **Demetris Nichols** had a team-best eight boards against Virginia Tech in 2004.
- In the four games he has played more than 10 minutes in, Onuaku has averaged 3.8 points and 5.3 boards.
- **Onuaku** was rated the 13th best center in the Class of 2005 by *TheInsiderHoops.com* and was a two-star recruit by *rivals.com*.
- He has two-or-more rebounds in five-of-eight appearances this winter.

Onuaku Game-by-Game 2005-06

Opponent	MP	FG	3PT	FT	REB	F	A	T	B	S	TP
Bethune-Cookman	16	2-3	0-0	0-0	5	2	0	2	0	1	4
Cornell	2	0-0	0-0	0-0	0	0	0	0	0	0	0
Texas Tech	11	3-3	0-0	0-0	8	2	0	0	2	0	6
Florida	3	0-0	0-0	0-0	1	0	0	0	0	0	0
Bucknell	4	0-1	0-0	0-0	1	0	0	0	0	0	0
Siena	9	2-2	0-0	0-0	2	5	1	0	2	0	4
Manhattan	16	1-1	0-0	0-2	3	2	0	1	1	0	2
TCU	14	1-2	0-0	1-2	5	2	0	0	1	1	3

Onuaku's Season Highs

Points
 Season: 6 vs. Texas Tech
FG Made
 Season: 3 vs. Texas Tech
FG Attempted
 Season: 3 vs. Bethune-Cookman, Texas Tech
3-Point FG Made
 Season: 0
3-Point FG Attempted
 Season: 0
FT Made
 Season: 1 vs. TCU
FT Attempted
 Season: 2 vs. Manhattan, TCU
Rebounds
 Season: 8 vs. Texas Tech
Offensive Rebounds
 Season: 3 vs. Bethune-Cookman, Texas Tech
Defensive Rebounds
 Season: 5 vs. Texas Tech, TCU
Assists
 Season: 0
Steals
 Season: 1 vs. Bethune-Cookman, TCU
Blocks
 Season: 2 vs. Texas Tech, Siena
Minutes
 Season: 16 vs. Bethune-Cookman, Manhattan

Onuaku's Career Statistics

Year	G/GS	TOTAL		3-PTS		FT-FTA		REBOUNDS		Avg	PF-FO	A	TO	Blk	Stl	Pts	Avg
		FG-FGA	Pct	3FG-FGA	Pct	Pct	Pct	Off-Def	Tot								
2005-06	8/0	9-12	.750	0-0	.000	1-3	.333	7-18	25	3.1	13-1	1	3	6	2	19	2.4



Andy Rautins

Freshman • Guard

6-6 • 175

Jamesville, NY

Jamesville-DeWitt High School

- **Rautins** was a starter for the Canadian Under 21 team that won a bronze medal at the FIBA World Championships in Argentina.
- His father, **Leo Rautins**, was a 1,000-point scorer (1,031) at SU.
- In July, he led Canada to the championship of the Jack Donohue Classic Under-21 Basketball Tournament.
- **Rautins** has converted a three-pointer in each of his five appearances this year to join **Demetris Nichols** as the only SU players to make a three-point field goal in each game they've played in this season.

Rautins Game-by-Game 2005-06

Opponent	MP	FG	3PT	FT	REB	F	A	T	B	S	TP
Bethune-Cookman	8	1-3	1-3	0-0	2	1	0	1	0	1	3
Cornell	Did Not Play										
Texas Tech	7	2-3	1-2	0-0	1	1	0	0	0	0	5
Florida	Did Not Play										
Bucknell	Did Not Play										
Siena	15	2-6	1-4	1-2	1	4	3	0	0	2	6
Manhattan	16	2-6	2-6	0-0	2	2	3	0	0	0	6
TCU	9	1-2	1-2	0-0	0	1	1	0	0	0	3

Rautins' Season Highs

- Points**
Season: 6 vs. Siena, Manhattan
- FG Made**
Season: 2 vs. Texas Tech, Siena, Manhattan
- FG Attempted**
Season: 6 vs. Siena, Manhattan
- 3-Point FG Made**
Season: 2 vs. Manhattan
- 3-Point FG Attempted**
Season: 6 vs. Manhattan
- FT Made**
Season: 1 vs. Siena
- FT Attempted**
Season: 2 vs. Siena
- Rebounds**
Season: 2 vs. Bethune-Cookman, Manhattan
- Offensive Rebounds**
Season: 1 vs. Bethune-Cookman, Siena
- Defensive Rebounds**
Season: 2 vs. Manhattan
- Assists**
Season: 3 vs. Siena, Manhattan
- Steals**
Season: 2 vs. Siena
- Blocks**
Season: 0 vs. Bethune-Cookman
- Minutes**
Season: 16 vs. Manhattan


Rautins' Career Statistics

Year	G/GS	TOTAL		3-PTS		FT-FTA		REBOUNDS		Avg	PF-FO	A	TO	Blk	Stl	Pts	Avg
		FG-FGA	Pct	3FG-FGA	Pct	Pct	Off-Def	Tot									
2005-06	5/0	8-20	.400	6-16	.375	1-2	.500	2-4	6	1.2	9-0	7	1	0	3	23	4.6

2005-06 Syracuse Basketball



Terrence Roberts
 Junior • Forward
 6-9 • 228
 Jersey City, NJ
 St. Anthony's High School
33



- Roberts is SU's leading rebounder this season, averaging 9.4 per contest, and is third in scoring with 12.1 points per game. He has led the Orange in rebounds in four of its eight games this season, including three of the last four.
- He posted his second double-double of the season against Bucknell with 12 points and 11 boards. He has three career double-doubles (Bucknell, Cornell, 2005-06; Providence, 2004-05).
- Over the last four games, Roberts has averaged 11.3 points and 10.3 rebounds per outing.

Roberts Game-by-Game 2005-06

Opponent	MP	FG	3PT	FT	REB	F	A	T	B	S	TP
Bethune-Cookman	26	6-7	0-0	3-4	6	2	1	3	0	2	15
Cornell	36	8-10	0-0	3-8	14	4	0	0	1	5	19
Texas Tech	26	3-8	0-0	0-0	7	3	2	2	1	2	6
Florida	37	6-16	0-1	0-0	7	3	3	3	1	1	12
Bucknell	36	5-10	0-0	2-5	11	5	2	1	0	3	12
Siena	30	8-15	0-0	2-2	8	4	1	5	3	0	18
Manhattan	40	2-6	0-0	3-6	12	2	3	4	3	0	7
TCU	32	4-7	0-0	0-0	10	4	1	3	3	1	8

Roberts' Season and Career Highs

Points
 Season: 19 vs. Cornell
 Career: 20 vs. Hofstra, 2004-05

FG Made
 Season and Career: 8 vs. Cornell, 2005-06; Hofstra, 2004-05

FG Attempted
 Season and Career: 16 vs. Florida, 2005-06

3-Point FG Made
 Season: 0
 Career: 1 at St. John's, vs. Colgate, 2004-05; vs. Binghamton, 2003-04

3-Point FG Attempted
 Season and Career: 1 vs. Florida, 2005-06; St. John's, at Pittsburgh, St. John's, vs. Albany, Rice, St. Bonaventure, Colgate, 2004-05; at Miami, vs. Colgate, vs. Binghamton, vs. Rhode Island, 2003-04

FT Made
 Season: 3 vs. Bethune-Cookman, Cornell, Manhattan
 Career: 6 vs. Cornell, 2004-05

FT Attempted
 Season and Career: 8 vs. Cornell, 2005-06

Rebounds
 Season and Career: 14 vs. Cornell, 2005-06

Offensive Rebounds
 Season and Career: 7 vs. Bucknell, 2005-06; Hofstra, 2004-05

Defensive Rebounds
 Season and Career: 10 vs. Cornell, 2005-06

Assists
 Season: 3 vs. Florida, Manhattan
 Career: 4 vs. Drexel, 2004-05

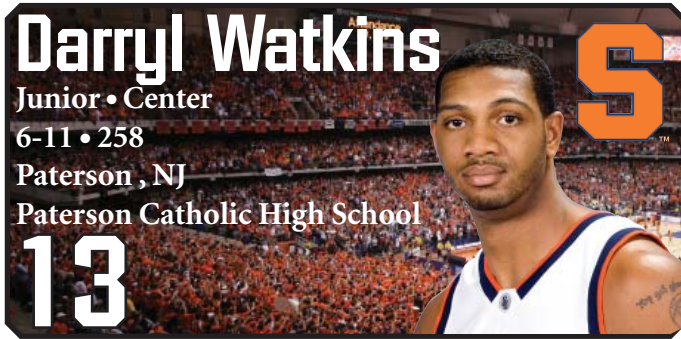
Steals
 Season and Career: 5 vs. Cornell, 2005-06

Blocks
 Season: 3 vs. Manhattan, TCU
 Career: 4 vs. Colgate, 2004-05

Minutes
 Season and Career: 40 vs. Manhattan

Roberts' Career Statistics

Year	G/GS	TOTAL		3-PTS		FT-FTA		REBOUNDS		Avg	PF-FO	A	TO	Blk	Stl	Pts	Avg
		FG-FGA	Pct	3FG-FGA	Pct	Pct	Pct	Off-Def	Tot								
2003-04	26/0	21-58	.362	1-6	.167	12-23	.522	15-39	54	2.1	45-0	5	16	10	11	55	2.1
2004-05	33/7	95-167	.569	2-7	.286	46-83	.554	61-69	130	3.9	99-6	20	46	28	36	238	7.2
2005-06	8/8	42-79	.532	0-1	.000	13-25	.520	32-43	75	9.4	27-1	13	21	12	14	97	12.1
Totals	67/15	158-304	.520	3-14	.214	71-131	.542	108-151	259	3.9	171-7	38	83	50	61	390	5.8
NCAA Career	4/1	6-11	.545	0-0	.000	4-6	.667	5-10	15	3.8	7-0	0	3	0	4	16	4.0



- His 12 points and 11 boards against Manhattan marked his first double-double of the season and the second of his career.
- Against Manhattan, he scored in double-figures (12 points) for the fifth time in his career and second time this season.
- His eight blocks against Cornell were the second most in a single game in school history. **Etan Thomas** holds the record with nine blocks (three times).
- With 22 blocks, **Watkins** is more than halfway toward his sophomore season total (37).

Watkins Game-by-Game 2005-06

Opponent	MP	FG	3PT	FT	REB	F	A	T	B	S	TP
Bethune-Cookman	25	2-3	0-0	2-5	9	1	0	7	4	1	6
Cornell	38	3-6	0-0	1-3	9	4	1	5	8	1	7
Texas Tech	29	4-4	0-0	0-2	6	2	1	2	2	0	8
Florida	37	2-5	0-0	0-0	8	3	0	1	4	1	4
Bucknell	34	2-6	0-0	2-2	3	4	0	1	0	3	6
Siena	20	5-10	0-0	0-1	6	3	0	1	1	0	10
Manhattan	23	5-9	0-0	2-5	11	5	0	1	2	1	12
TCU	15	2-4	0-0	0-0	5	2	1	2	1	0	4

Watkins' Season and Career Highs

Points
 Season: 12 vs. Manhattan
 Career: 14 vs. Drexel, 2004-05

FG Made
 Season: 5 vs. Siena, Manhattan
 Career: 6 vs. Drexel, Northern Colorado, 2004-05

FG Attempted
 Season and Career: 10 vs. Siena, 2005-06

3-Point FG Made
 Season and Career: 0

3-Point FG Attempted
 Season and Career: 0

FT Made
 Season: 2 vs. Bethune-Cookman, Bucknell, Manhattan
 Career: 4 vs. St. Bonaventure, 2004-05

FT Attempted
 Season: 5 vs. Bethune-Cookman, Manhattan
 Career: 6 at Connecticut, 2003-04

Rebounds
 Season: 11 vs. Manhattan
 Career: 13 vs. Drexel, 2004-05

Offensive Rebounds
 Season and Career: 7 vs. Cornell, 2005-06

Defensive Rebounds
 Season and Career: 8 vs. Bethune-Cookman

Assists
 Season: 1 vs. Cornell, Texas Tech, TCU
 Career: 3 vs. Rutgers (BET), 2004-05

Steals
 Season and Career: 3 vs. Bucknell, 2005-06

Blocks
 Season and Career: 8 vs. Cornell, 2005-06

Minutes
 Season and Career: 38 vs. Cornell

Watkins' Career Statistics

Year	G/GS	TOTAL		3-PTS		FT-FTA		REBOUNDS		Avg	PF-FO	A	TO	Blk	Stl	Pts	Avg
		FG-FGA	Pct	3FG-FGA	Pct	Off-Def	Tot										
2003-04	13/0	9-25	.360	0-0	.000	3-18	.167	11-13	24	2.0	19-0	2	3	15	2	21	1.8
2004-05	26/0	41-67	.612	0-0	.000	13-26	.500	30-57	87	3.3	55-1	11	15	37	6	95	3.7
2005-06	8/8	25-47	.532	0-0	.000	7-18	.389	23-34	57	7.1	24-1	3	18	22	7	57	7.1
Totals	47/8	75-139	.540	0-0	.000	23-62	.371	64-104	168	3.6	98-2	16	36	74	15	173	3.7
NCAA Career	1/0	0-0	.000	0-0	.000	0-0	.000	0-1	1	1.0	1-0	0	1	0	0	0	0.0



Josh Wright

Sophomore • Guard

6-2 • 175

Utica, NY

Proctor

30

- Wright had a career performance against Manhattan, scoring a personal-best 19 points, while matching his career-high eight assists for the second straight game. Eight of his 19 points came in the last five minutes of the second half and overtime.
- He has averaged 9.3 points, 6.0 assists and 2.7 steals in the three games he has seen more than 20 minutes of action in this season (Siena, Manhattan, TCU).
- He has converted just over 50 percent of his field goal attempts (14-27) and is shooting .793 from the foul line (23-29).
- After averaging just 9.5 minutes per game through the team's first four games this season, Wright has averaged 23.0 minutes through the last four contests.

Player Game-by-Game 2005-06

Opponent	MP	FG	3PT	FT	REB	F	A	T	B	S	TP
Bethune-Cookman	17	1-2	0-0	8-10	2	1	2	1	0	3	10
Cornell	5	0-0	0-0	0-0	0	0	0	0	0	2	0
Texas Tech	14	3-6	0-2	3-4	0	1	1	0	0	0	9
Florida	2	0-0	0-0	0-0	0	0	0	0	0	0	0
Bucknell	15	2-4	0-2	2-2	3	2	2	4	0	0	6
Siena	23	2-4	0-1	1-1	3	0	8	2	0	3	5
Manhattan	34	4-8	2-5	9-10	2	2	8	3	0	4	19
TCU	20	2-3	0-1	0-2	2	0	2	2	0	1	4

Wright's Season and Career Highs

Points

Season and Career: 19 vs. Manhattan, 2005-06

FG Made

Season and Career: 4 vs. Manhattan, 2005-06

FG Attempted

Season and Career: 8 vs. Manhattan, 2005-06

3-Point FG Made

Season and Career: 2 vs. Manhattan, 2005-06

3-Point FG Attempted

Season and Career: 5 vs. Manhattan, 2005-06

FT Made

Season and Career: 9 vs. Manhattan, 2005-06

FT Attempted

Season and Career: 10 vs. Bethune-Cookman, Manhattan, 2005-06

Rebounds

Season and Career: 3 vs. Siena, 2005-06

Offensive Rebounds

Season and Career: 1 vs. Siena, Manhattan, 2005-06; Albany, 2004-05

Defensive Rebounds

Season and Career: 2 vs. Bethune-Cookman, Siena 2005-06

Assists

Season and Career: 8 vs. Siena, Manhattan, 2005-06

Steals

Season and Career: 4 vs. Manhattan, 2005-06

Blocks

Season and Career: 0

Minutes

Season and Career: 34 vs. Manhattan

Wright's Career Statistics

Year	G/GS	TOTAL		3-PTS		FT-FTA		REBOUNDS		Avg	PF-FO	A	TO	Blk	Stl	Pts	Avg
		FG-FGA	Pct	3FG-FGA	Pct	Pct	Pct	Off-Def	Tot								
2004-05	19/0	9-34	.265	4-16	.250	4-8	.500	1-11	12	0.6	13-0	33	18	0	8	26	1.4
2005-06	8/0	14-27	.519	2-11	.182	23-29	.793	2-10	12	1.5	6-0	22	12	0	13	53	6.6
Totals	26/0	23-61	.377	6-27	.222	27-37	.730	3-21	22	0.9	19-0	55	30	0	21	79	3.0



2K Sports College Hoops Classic

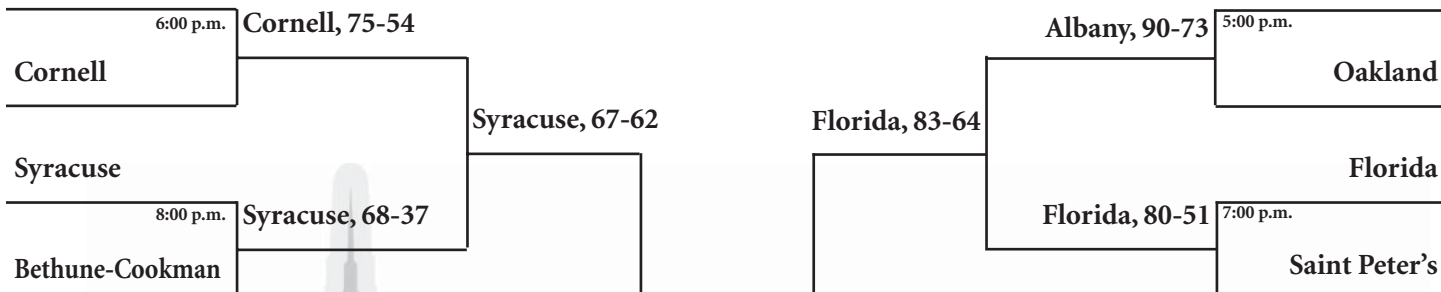
Syracuse Region
 November 8-9, 2005
 Carrier Dome, Syracuse, NY

Semifinals and Finals
 November 17-18, 2005
 Madison Square Garden, NY

Gainesville Region
 November 9-10, 2005
 O'Connell Center, Gainesville, FL

Saint Francis (Pa.)

Albany

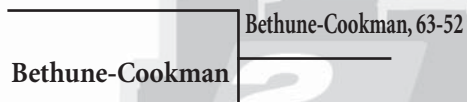


Syracuse Region Consolation

Gainesville Region Consolation

St. Francis (Pa.)

Oakland




Florida, 75-70

Lubbock Region
 November 10-11, 2005
 United Spirit Arena,
 Lubbock, TX

Winston-Salem Region
 November 10-11, 2005
 Veterans Coliseum, Winston-Salem, NC

Portland

George Mason

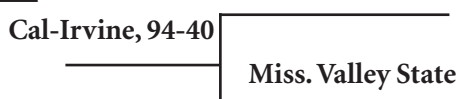
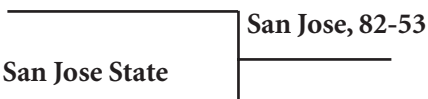


Lubbock Region Consolation

Winston-Salem Region Consolation

Portland

Cal-Irvine



2005-06 Record Breakdown



	Overall	BIG EAST
SU overall	6-2	
SU at home	5-1	
SU on the road		
SU at neutral sites	1-1	
SU in overtime		
After a loss		
SU scores first	6-1	
Opponent scores first	0-1	
Overtime	1-0	
Halftime		
SU led at the half	6-2	
SU trailed at the half		
Tied at the half		
Rebounding		
SU outrebounded Opp.	4-2	
SU was outrebounded	1-0	
Rebounds were equal	1-0	
SU 36-or-more rebounds	6-1	
SU 35-or-less rebounds	0-1	
SU 21-or-more def rebounds	6-1	
SU 20-or-less def. rebounds	0-1	
SU 11-or-more off. rebounds	6-2	
SU 10-or-less off. rebounds		
FG Percentage		
SU shot 60-70% FG		
SU shot 50-60% FG	1-0	
SU shot 40-50% FG	4-0	
SU shot 30-40% FG	1-2	
SU shot 20-30% FG		
Opp. shot 50-60% FG	0-1	
Opp. shot 40-50% FG	1-1	
Opp. shot 30-40% FG	3-0	
Opp. shot 20-30% FG	2-0	
SU outshot Opp. FG%	6-0	
Opp. outshot SU FG%	0-2	
FT Percentage		
SU outshot Opp. FT%	4-1	
Opp. outshot SU FT%	2-1	
SU shot more FT	4-0	
Opp. shot more FT	2-2	
SU shot same FT		
Scoring		
SU scored 100+ pts.		
SU scored 90-99 pts.	1-0	
SU scored 80-89 pts.	3-0	
SU scored 70-79 pts.	0-1	
SU scored 60-69 pts.	2-1	
SU scored 50-59 pts.		
SU scored 40-49 pts.		
Opp. scored 90-99 pts.		
Opp. scored 80-89 pts.	1-0	
Opp. scored 70-79 pts.	1-2	
Opp. scored 60-69 pts.	2-0	
Opp. scored 50-59 pts.		
Opp. scored 40-49 pts.	1-0	
Opp. scored 30-39 pts.	1-0	

	Overall	BIG EAST
Turnovers		
SU 10-or-less turnovers		
SU 11-20 turnovers	5-2	
SU 21-or-more turnovers	1-0	
Opp. 10-or-less turnovers		
Opp. 11-20 turnovers	5-2	
Opp 21-or-more turnovers	1-0	
SU Players' Scoring		
Five in double digits		
Four in double digits	3-1	
Three in double digits	3-1	
Two in double digits		
One in double digits		
Three with 20-or-more points		
Two with 20-or-more points		
One with 20-or-more points	3-1	
One with 30-or-more points		
One with 40-or-more points		
Games Decided By...		
0-5 points	2-2	
6-10 points		
11-15 points		
16 or more points	4-0	
By Month		
November	5-2	
December	1-0	
January		
February		
March		
By Day		
Monday		
Tuesday	1-1	
Wednesday	2-0	
Thursday	1-0	
Friday	1-1	
Saturday	1-0	
Sunday		
By Live Television		
ESPN	1-0	
ESPN2	0-1	
ESPNU	2-0	
ESPN+ (Fort Worth market)	1-0	
By Conference		W-L
Big 12 (Texas Tech)		1-0
Ivy League (Cornell)		1-0
MAAC (Manhattan, Siena)		2-0
Mid-Eastern Athletic (Bethune-Cookman)		1-0
Mountain West (TCU)		1-0
Patriot League (Bucknell)		0-1
Southeastern Conference (Florida)		0-1
By Starting Lineup		
Nichols, Roberts, Watkins, McCroskey, McNamara	3-2	
Nichols, Roberts, Watkins, Devendorf, McNamara	3-0	
By Uniform		
White	5-1	
Orange	1-1	



2005-06 Individual Efforts-Last Time

Individual Efforts

Games Played:
8 – Devendorf, McCroskey, McNamara, Nichols, Onuaku, Roberts, Watkins, Wright

Games Started:
8 – McNamara, Nichols, Roberts, Watkins

Points in a Half:
21 – Nichols (1st) vs. TCU
18 – McNamara (2nd) vs. Manhattan

Game Points:
25 – McNamara vs. Manhattan

Minutes Played:
42 – McNamara vs. Manhattan

Game FG Attempted:
19 – McNamara vs. Bucknell, Florida

Game FG Made:
8 – Nichols vs. TCU, Siena, Florida; Roberts vs. Cornell

Game FG Percentage (min. 5 made)
.857 – Roberts (6-7) vs. Bethune-Cookman

Game FT Attempted:
14 – McNamara vs. Cornell

Game FT Made:
13 – McNamara vs. Cornell (13-14)

Game FT Percentage (min. 6 made):
1.000 – McNamara vs. TCU (7-7)

Game 3 pt. FG Attempted:
13 – McNamara vs. Bucknell (4-13)

Game 3 pt. FG Made:
6 – McNamara vs. Siena (6-11); Nichols vs. TCU (6-12)

Game 3 pt. FG Percentage (min. 3 made)
.600 – Nichols vs. Bethune-Cookman (3-5)

Game Rebounds:
14 – Roberts vs. Cornell

Game Assists:
10 – McNamara vs. TCU, Florida

Game Steals:
5 – Roberts vs. Cornell

Blocked Shots:
8 – Watkins vs. Cornell

Turnovers
7 – Watkins vs. Bethune-Cookman

Game Fouls:
5 – McCroskey vs. Florida; Nichols vs. Manhattan; Onuaku vs. Siena; Roberts vs. Bucknell; Watkins vs. Manhattan

Led SU in Scoring:
McNamara (3), Nichols (3), Roberts (2)

Double-Figure Scoring Games:
Nichols (8), McNamara (7), Roberts (5), Devendorf (3), Watkins (2), Wright (2), McCroskey (1)

30-39-point Games:
none

20-29-point Games:
McNamara (2), Nichols (2), Roberts (1)

Led SU in Rebounding:
Roberts (4), McCroskey (1), Nichols (1), Onuaku (1), Watkins (1)

Double-Figure Rebounding Games:
Roberts (4), Nichols (2), Watkins (1)

Double-Doubles:
Nichols (2), Roberts (2), McNamara (2), Watkins

Led SU in Assists:
McNamara (6¹ shared), Devendorf (1¹shared), Nichols (1), Wright (1)

Double-Figure Assist Games:
McNamara (2)

Largest Lead:
39, 75-36 vs. Texas Tech

Largest Margin of Victory:
35, 81-46 vs. Texas Tech

Largest Margin of Defeat:
5, 74-69 vs. Bucknell; 75-70 vs. Florida

Largest Deficit:
11, 72-61 vs. Manhattan (2:21 remaining)

Largest Deficit Overcome in a Win:
11, 72-61 vs. Manhattan (2:21 remaining)

Largest Lead in a Loss:
7, 47-40 vs. Bucknell

Largest Halftime Lead:
20, 38-18 vs. Manhattan

Largest Halftime Deficit:

The Last Time That . . .

Syracuse Individual

Scored 40 or more points:
Gerry McNamara, 43 vs. BYU (NCAA), 3/18/04

Scored 30 or more points:
Hakim Warrick, 36 vs. Providence, 2/26/05

Made 15 FGs:
Lawrence Moten, 15 at Villanova, 2/14/95

Made 9 3PT FGs:
Gerry McNamara, 9 vs. BYU (NCAA), 3/18/04

Made 8 3PT FGs:
Gerry McNamara, 8 vs. Charlotte, 11/26/03

Made 7 3PT FGs:
DeShaun Williams, 7 vs. Virginia Tech, 12/2/00

Made 17+ FTs:
Hakim Warrick, 18 vs. Rhode Island, 11/30/03

Made 15+ FTs:
Hakim Warrick, 15 at Connecticut, 3/5/05

Made 10+ FTs:
Gerry McNamara, 13 vs. Cornell, 11/9/05

Had 30+ rebounds:
Frank Reddout, 34 vs. Temple, 2/9/52

Had 25+ rebounds:
Dave Bing, 25 vs. Cornell, 2/8/66

Had 20+ rebounds:
Billy Owens, 21 vs. Villanova, 3/8/91

Had 15+ rebounds:
Hakim Warrick, 15 at Siena, 11/27/04

Had 15+ assists:
Dwayne Washington, 18 vs. St. John's, 2/27/84

Had 10+ assists:
Gerry McNamara, 10 vs. TCU, 12/3/05

Had 8+ blocks:
Darryl Watkins, 8 vs. Cornell, 11/9/05

Had 5+ blocks:
Darryl Watkins, 5 vs. Connecticut (BET), 3/11/05

Had 10 steals:
Todd Burgan vs. Colgate, 12/30/97

Had 8+ steals:
DeShaun Williams, 9 vs. Boston College, 3/3/02

Had 5+ steals:
Terrence Roberts, 5 vs. Cornell, 12/3/05

Played 50+ minutes:
Allen Griffin, 50 at St. John's, 3/4/01

Played 40+ minutes:
Gerry McNamara, 42 vs. Manhattan, 11/30/05

Played 40 minutes (40 minute game):
Josh Pace vs. Connecticut (BET), 3/11/05

Had a double-double (pts-rebs):
Darryl Watkins, 12 points-11 rebounds vs. Manhattan (OT), 11/30/05

Had a double-double (pts-assists):
Gerry McNamara, 11 points-10 assists vs. TCU, 12/3/05

Had a triple-double:
Allen Griffin, 14 points-11 assists-10 rebounds vs. Pittsburgh, 2/27/01

Syracuse Team

Won in overtime:
87-82 vs. Manhattan, 11/30/05

Lost in overtime:
60-57 vs. Vermont (NCAA), 3/18/05

Played two overtimes:
93-91 at St. John's, 3/4/01

Scored 100 points:
104 vs. N. Colorado, 11/11/04

Scored 90 points:
96 vs. Siena, 11/25/05

Scored less than 50 points:
49 at Pittsburgh (OT), 2/29/04

Scored 50+ in a half:
52 (1st) vs. Siena, 11/25/05

Gave up 100 points:
101 vs. West Virginia, 12/4/96

Gave up less than 50 points:
46 vs. Texas Tech, 11/17/05

Gave up less than 40 points:
37 vs. Bethune-Cookman, 11/8/05

Shot over 60% FG:
.642 (43-67) vs. N. Colorado, 11/11/04

Shot under 32% FG:
.307 (23-75) at Connecticut

Held opponent under 32% FG:
.227 (20-63) vs. Rutgers (BET), 3/10/05

Made 45+ FG:
45 vs. Colgate, 12/22/03

Made 15+ 3PT:
15 at West Virginia, 2/15/97

Made 12+ 3PT:
12 vs. TCU, 12/3/05

Did not make a 3PT:
vs. Providence (BET), 3/10/95

Attempted 40 FT:
41 at Georgetown (OT), 3/1/03

Made 35 FT:
39 at St. John's (2OT), 3/4/01

Had 60+ rebounds:
60 at Georgetown (OT), 3/1/03

Had 50+ rebounds:
52 vs. Manhattan, 11/28/05

Had 30+ assists:
34 vs. Albany, 12/5/00

Committed less than 10 turnovers:
6 at Connecticut, 3/5/05

Committed 25+ turnovers:
25 at St. John's, 2/21/04

Forced 30-or-more turnovers:
33 vs. Binghamton, 11/18/01

Had 20+ steals:
22 vs. Rutgers, 1/2/02

Had 15+ blocked shots:
16 vs. Colgate, 1/27/01

Three players had 20 points:
vs. Michigan State, 1/3/04

Two players had 20 points:
vs. Rutgers (BET), 3/10/05

Five players had 10+ points:
vs. N. Colorado, 11/11/04

Two players had 10+ rebounds:
vs. TCU, 12/3/05; Terrence Roberts (12), Darryl Watkins (11)

2005-06 Highs and Lows



Syracuse Highs

Points	96	Siena
Points – First Half	52	Siena
Points – Second Half	47	Texas Tech
Field Goals Made	35	Siena
Field Goal Attempts	72	Florida
Field Goal %	.516 (33-64)	Texas Tech
3-Point FG Made	12	TCU, Manhattan, Siena
3-Point FG Attempts	29	TCU, Siena
3-Point FG %	.462 (12-26)	Manhattan
Free Throws Made	27	Manhattan
Free Throw Attempts	39	Manhattan
Free Throw %	.824 (14-17)	Bucknell
Offensive Rebounds	20	Siena
Defensive Rebounds	35	Manhattan
Rebounds	52	Manhattan
Assists	27	Siena
Steals	13	Siena, Cornell, Bethune-Cookman
Blocked Shots	9	TCU, Cornell
Turnovers	24	Bethune-Cookman
Fouls	24	Manhattan

Opponent Highs

Points	82	Manhattan (overtime)
	77	Siena (regulation)
Points – 1st Half	43	Florida
Points – 2nd Half	61	Manhattan
Field Goals Made	26	Florida
Field Goal Attempts	72	Manhattan
Field Goal %	.532 (25-47)	Florida
3-Point FG Made	11	Cornell
3-Point FG Attempts	29	Manhattan
3-Point FG %	.478 (11-23)	Cornell
Free Throws Made	24	Siena
Free Throw Attempts	37	Manhattan
Free Throw %	.857 (18-21)	Bucknell
Offensive Rebounds	20	Manhattan
Defensive Rebounds	32	Manhattan
Rebounds	52	Manhattan
Assists	19	Bucknell
Steals	13	Bethune-Cookman
Blocked Shots	6	Manhattan
Turnovers	23	Bethune-Cookman
Fouls	28	Manhattan

Syracuse Lows

Points	67	Cornell
Points – First Half	28	Bucknell
Points – Second Half	26	Florida
Field Goals Made	21	Bethune-Cookman
Field Goal Attempts	44	Bethune-Cookman
Field Goal %	.358 (24-67)	Manhattan
3-Point FG Made	1	Cornell
3-Point FG Attempts	16	Bethune-Cookman
3-Point FG %	.053 (1-19)	Cornell
Free Throws Made	7	Texas Tech
Free Throw Attempts	13	Texas Tech
Free Throw %	.538 (7-13)	Texas Tech
Offensive Rebounds	11	TCU
Defensive Rebounds	19	Bucknell
Rebounds	35	Bucknell
Assists	12	Cornell
Steals	4	Florida
Blocked Shots	3	Bucknell
Turnovers	11	Texas Tech
Fouls	15	TCU, Cornell

Opponent Lows

Points	37	Bethune-Cookman
Points – 1st Half	16	Bethune-Cookman
Points – 2nd Half	21	Bethune-Cookman
Field Goals Made	15	Bethune-Cookman
Field Goal Attempts	47	Bucknell
Field Goal %	.268 (15-56)	Bethune-Cookman
3-Point FG Made	2	Texas Tech
3-Point FG Attempts	12	Texas Tech
3-Point FG %	.167 (2-12)	Texas Tech
Free Throws Made	4	Bethune-Cookman
Free Throw Attempts	9	Bethune-Cookman
Free Throw %	.444 (4-9)	Bethune-Cookman
Offensive Rebounds	5	Bucknell
Defensive Rebounds	19	Bethune-Cookman
Rebounds	28	Bucknell
Assists	7	Texas Tech
Steals	4	Cornell, Texas Tech
Blocked Shots	0	TCU, Siena
Turnovers	14	TCU
Fouls	12	Texas Tech



2005-06 Syracuse Game-by-Game

Opponent	Score	TOTAL		3-PTS		REBOUNDS								
		FG-FGA	Pct	3FG-FGA	Pct	FT-FTA	Pct	Off-Def	Tot	PF-FO	A	TO	Blk	Stl
Syracuse	W, 68-37	21-44	.477	6-16	.375	20-31	.645	12-31	43	17-0	15	24	6	13
<i>Bethune-Cookman</i>		15-56	.268	3-13	.231	4-9	.444	12-19	31	24-1	10	23	1	13
Syracuse	W, 67-62	23-57	.404	1-19	.053	20-30	.667	18-26	44	15-0	12	13	9	13
<i>Cornell</i>		19-54	.352	11-23	.478	13-20	.650	14-23	37	22-0	14	19	1	4
Syracuse	W, 81-46	33-64	.516	8-25	.320	7-13	.538	15-29	44	19-0	14	11	6	11
<i>Texas Tech</i>		17-59	.288	2-12	.167	10-16	.625	18-20	38	12-0	7	18	1	4
Syracuse	L, 70-75	27-72	.375	8-25	.320	8-10	.800	18-22	40	17-1	17	15	5	4
<i>Florida</i>		26-53	.491	10-23	.435	13-27	.481	12-25	37	13-0	16	17	5	8
Syracuse	L, 69-74	23-60	.383	9-24	.375	14-17	.824	16-19	35	19-1	14	16	3	10
<i>Bucknell</i>		25-47	.367	6-15	.400	18-21	.857	5-23	28	17-0	19	15	2	8
Syracuse	W 96-77	35-71	.493	12-26	.462	14-24	.583	20-25	45	21-1	27	14	6	13
<i>Siena</i>		24-55	.436	5-22	.227	24-31	.774	11-22	33	20-0	18	19	0	8
Syracuse	W 88-82 OT	24-67	.358	12-29	.414	27-39	.692	17-35	52	24-2	18	17	7	10
<i>Manhattan</i>		25-72	.347	10-29	.345	22-37	.595	20-32	52	28-2	15	16	6	9
Syracuse	W 80-64	26-55	.473	12-29	.414	16-22	.727	11-29	40	15-0	21	16	9	8
<i>TCU</i>		22-68	.324	8-22	.364	12-17	.706	19-22	41	19-0	8	14	0	11

2005-06 Syracuse Basketball



Game 1 • November 8, 2005
Carrier Dome • Syracuse, NY
 #16/16 Syracuse 68
 Bethune-Cookman 37

SYRACUSE, NY -- Syracuse connected on its first three three-pointers of the game and never looked back in a 68-37 season-opening victory against Bethune-Cookman in the first round of the 2K Sports College Hoops Classic in front of 17,821 at the Carrier Dome.

The 37 points totaled by Bethune-Cookman marked the fewest number of points allowed by Syracuse since January 24, 1999, when the Orange defeated South Carolina, 84-37. The SU defense limited the Wildcats to 16 points in the opening stanza (on 7-of-30 shooting from the field), the fewest amount of points for an opponent in a first half since Princeton managed just 11 first-half points against Syracuse in 1999-2000. The Wildcats went nearly 11 minutes without a basket, while the Orange outscored them 11-0 to take a 25-10 lead by the 5:08 mark. For the game, Bethune-Cookman shot 26.8 percent from the field (15-for-56).

SU built a 19-point lead by halftime. **Josh Wright's** two free throws with 38 seconds remaining gave the Orange a 33-14 lead. A layup by junior forward **Matt Gorman** with 19 ticks left gave the Orange a 35-16 edge at the break.

In the second half, the Wildcats got as close as 17 points (35-18) with the first basket of the period, a layup by Cleveland Williams, at the 19:46 mark, but the game remained in Syracuse's control. A layup by freshman guard **Eric Devendorf** at 15:05 gave the hosts a 44-20 advantage. Rookie forward **Arinze Onuaku** tallied his first collegiate basket with 9:37 remaining in the contest to give the Orange a 50-26 lead.

SU extended its margin to 29 points following a layup by Onuaku and two made free throws by **Terrence Roberts** with 2:07 remaining.

VISITORS: Bethune-Cookman College (0-1)

PLAYER	FG-FGA	3G-3GA	FT-FTA	R	PF	TP	A	TO	B	S	MP
Williams, C.	f 1-3	0-0	0-0	3	2	2	0	1	0	1	14
Barber	f 1-4	0-0	0-0	1	5	2	3	0	0	1	16
Williams, M.	c 5-16	0-0	1-2	6	4	11	2	6	0	3	35
Crumbley	g 2-6	0-3	0-0	4	4	4	4	4	0	2	32
Webb	g 5-17	3-8	2-5	0	2	15	0	2	0	4	33
Carrier	g 1-2	0-0	0-0	0	1	2	0	2	0	0	7
Edwards	0-0	0-0	0-0	0	0	0	0	0	0	0	6
Taylor	0-1	0-1	1-2	2	2	1	3	2	1	1	25
Creppy	0-0	0-0	0-0	0	0	0	0	0	0	0	1
Murray	0-2	0-0	0-0	2	0	0	0	2	0	0	7
Mitchell	0-5	0-1	0-0	6	4	0	0	1	1	1	24
TEAM				7							
Totals	15-56	3-13	4-9	31	24	37	10	23	1	13	200

FG%	1st Half: 7-30 23.3%	2nd Half: 8-26 30.8%	Game: 26.8%
3-Pt. FG%	1st Half: 2-9 22.2%	2nd Half: 1-4 25.0%	Game: 23.1%
F Throw %	1st Half: 0-3 0.0%	2nd Half: 4-6 66.7%	Game: 44.4%
Deadball Rebounds:	3		

HOME: Syracuse (1-0)

PLAYER	FG-FGA	3G-3GA	FT-FTA	R	PF	TP	A	TO	B	S	MP
Roberts	f 6-7	0-0	3-4	6	2	15	1	3	0	2	26
Nichols	f 4-7	3-5	0-1	6	2	11	5	0	1	1	26
Watkins	c 2-3	0-0	2-5	9	1	6	0	7	4	1	25
McNamara	g 2-5	1-4	0-0	1	2	5	2	2	0	2	32
McCroskey	g 1-4	1-1	1-2	4	2	4	3	3	0	2	18
Rautins	1-3	1-3	0-0	2	1	3	0	1	0	1	8
Onuaku	2-3	0-0	0-0	5	2	4	0	2	0	1	16
Devendorf	1-7	0-2	4-4	3	2	6	1	2	0	0	18
Gorman	1-3	0-1	2-5	2	2	4	1	2	1	0	14
Wright	1-2	0-0	8-10	2	1	10	2	1	0	3	17
TEAM				3							
Totals	21-44	6-16	20-31	43	17	68	15	24	6	13	200

FG%	1st Half: 12-23 52.2%	2nd Half: 9-21 42.9%	Game: 47.7%
3-Pt. FG%	1st Half: 5-10 50.0%	2nd Half: 1-6 16.7%	Game: 37.5%
F Throw %	1st Half: 6-8 75.0%	2nd Half: 14-23 60.9%	Game: 64.5%
Deadball Rebounds:	3		

Officials: Reggie Cofer, Duke Edsall, Bernard Clinton
 Technical fouls: Bethune-Cookman - TEAM, Syracuse - None.
 Attendance: 17,821

Score by Periods	1st	2nd	Total
Syracuse	35	33	68
Bethune-Cookman	16	21	37

Game 2 • November 9, 2005
Carrier Dome • Syracuse, NY
 #16/16 Syracuse 67
 Cornell 62

SYRACUSE, NY -- **Terrence Roberts** recorded the second double-double of his career with 19 points and 14 rebounds to help Syracuse to a 67-62 come-from-behind victory against Cornell in the regional final of the 2K Sports College Hoops Classic. Roberts was honored after the game as the Syracuse Regional's Most Valuable Player.

With Cornell clinging to a 55-52 lead with 6:01 remaining in the contest, Syracuse rookie **Eric Devendorf** stepped up with three strong drives to the basket. All three plays were nifty one-on-one moves to the hoop which helped put the Orange back on top, 62-57, with 2:33 remaining. Cornell would never get closer than five points.

SU led 9-0 early in the first half, but a pair of Cornell guards got hot and pulled the Big Red even, 20-20, with 6:10 remaining. Collins and freshman Adam Gore combined for 17 points during an 11-minute spurt that ignited a 20-11 run.

During the final six minutes of the half, Syracuse outscored the Big Red, 15-5, and led 35-27 at halftime.

Cornell took its first lead (47-44) at the 12-minute mark after Gore drained his sixth trey of the night, completing the third consecutive trip down the floor in which the Big Red nailed a three-pointer. Collins gave Cornell its two largest leads of the game, 50-46, with 9:50 to play, and 52-48 at the 9:04 mark.

Roberts would help bring Syracuse back. He dunked the ball off an assist from Devendorf to pull SU to within two, 52-50. Next, he hit a 15-footer to cut into Cornell's lead, 53-52. He gave the Orange the lead for good with 4:38 on the clock when he banked in his own rebound from the left block. That gave SU a 56-55 edge.

VISITORS: Cornell (1-1)

PLAYER	FG-FGA	3G-3GA	FT-FTA	R	PF	TP	A	TO	B	S	MP
Rourke	f 1-6	0-0	0-0	0	4	2	2	3	1	1	21
Collins	f 6-15	4-7	4-4	7	2	20	0	7	0	1	40
Naevae	c 2-9	0-0	7-12	10	3	11	3	3	0	2	33
Gore	g 8-12	6-10	0-0	2	4	22	0	1	0	0	36
Lisle	g 0-0	0-0	0-0	1	0	0	0	1	0	0	11
Dow	0-0	0-0	0-0	1	2	0	0	0	0	0	6
Gant	0-5	0-3	2-4	4	3	2	5	1	0	0	29
Mitchell	0-0	0-0	0-0	0	0	0	0	0	0	0	0
Kreefer	0-1	0-0	0-0	0	0	0	0	0	0	0	0
Hartford	2-6	1-3	0-0	5	4	5	4	3	0	0	24
TEAM				7							
Totals	19-54	11-23	13-20	37	22	62	14	19	1	4	200

FG%	1st Half: 8-29 27.6%	2nd Half: 11-25 44.0%	Game: 35.2%
3-Pt. FG%	1st Half: 4-7 57.1%	2nd Half: 7-16 43.8%	Game: 47.8%
F Throw %	1st Half: 7-8 87.5%	2nd Half: 6-12 50.0%	Game: 65.0%
Deadball Rebounds:	2		

HOME: Syracuse (2-0)

PLAYER	FG-FGA	3G-3GA	FT-FTA	R	PF	TP	A	TO	B	S	MP
Roberts	f 8-10	0-0	3-8	14	4	19	0	0	1	5	36
Nichols	f 5-14	1-7	0-0	10	3	11	3	4	0	1	37
Watkins	c 3-6	0-0	1-3	9	4	7	1	5	8	1	38
McNamara	g 2-14	0-10	13-14	4	1	17	5	2	0	1	39
McCroskey	g 2-6	0-0	3-4	3	2	7	1	2	0	2	20
Onuaku	0-0	0-0	0-0	0	0	0	0	0	0	0	2
Devendorf	3-7	0-2	0-1	2	1	6	2	0	0	1	20
Gorman	0-0	0-0	0-0	1	0	0	0	0	0	0	3
Wright	0-0	0-0	0-0	0	0	0	0	0	0	2	5
TEAM				1							
Totals	23-57	1-19	20-30	44	15	67	12	13	9	13	200

FG%	1st Half: 12-29 41.4%	2nd Half: 11-28 39.3%	Game: 40.4%
3-Pt. FG%	1st Half: 1-9 11.1%	2nd Half: 0-10 0.0%	Game: 5.3%
F Throw %	1st Half: 10-16 62.5%	2nd Half: 10-14 71.4%	Game: 66.7%
Deadball Rebounds:	3		

Officials: Reggie Cofer, Duke Edsall, Bernard Clinton
 Technical fouls: Cornell - None, Syracuse - None.
 Attendance: 17,188

Score by Periods	1st	2nd	Total
Syracuse	35	32	67
Cornell	27	35	62

Game 3 • November 17, 2005
MSG • New York, NY
 #16/16 Syracuse 81
 Texas Tech 46

NEW YORK -- SU coach **Jim Boheim** was able to celebrate his 61st birthday with a win as his Orange convincingly defeated Texas Tech, 81-46, in the semifinals of the 2K Sports College Hoops Classic. He received point production from all 10 players he sent into the game and his team never trailed.

Syracuse, recovering after missing its first seven shots, eventually led 11-0 and went on to build a 16-point, first-half advantage. Texas Tech was held scoreless for the first 7:41 of the contest. **Matt Gorman's** first career three-pointer gave the Orange his largest lead of the first half, 20-4.

The Red Raiders got as close as seven points in the opening period. Guard Martin Zeno converted a three-point play in transition to pull Texas Tech to within 20-13 with 6:51 remaining in the first half.

The Syracuse defense (11 steals for the game) went to work in the second half, forcing Texas Tech to turn the ball over. SU tallied 28 points from Texas Tech turnovers during the evening.

Zeno used a floater to pull the Red Raiders to within 11 points (37-26) early in the second stanza, but the Orange responded with a 15-2 run which broke the game open and gave it a 52-28 lead. During that stretch, **Gerry McNamara** had five points, including his 300th career three-pointer, and three assists. He fed junior forward **Terrence Roberts** on two dunks.

The matchup was the first between the two basketball programs. It also marked the fifth time Hall of Fame coaches Boheim and Bobby Knight went head-to-head. Knight's Indiana squad won the infamous 1987 NCAA Championship game with the Orange, 74-73, while Boheim's squad has turned the tables in the last four pairings.

VISITORS: Syracuse (3-0)

PLAYER	FG-FGA	3G-3GA	FT-FTA	R	PF	TP	A	TO	B	S	MP
Nichols	f 5-12	1-7	0-0	7	1	11	0	4	1	2	32
Roberts	f 3-8	0-0	0-0	7	3	6	2	2	1	2	26
Watkins	c 4-4	0-0	0-2	6	2	8	1	2	2	0	29
McCroskey	g 5-8	0-2	0-1	6	3	10	0	1	0	3	20
McNamara	g 4-12	3-7	1-2	5	2	12	9	1	0	0	17
Devendorf	3-6	2-3	3-4	4	2	11	1	1	0	0	17
Gorman	1-2	1-2	0-0	0	2	3	0	0	0	0	14
Onuaku	3-3	0-0	0-0	8	2	6	0	0	2	0	11
Wright	3-6	0-2	3-4	0	1	9	1	0	0	0	14
Rautins	2-3	1-2	0-0	1	1	5	0	0	0	0	7
TEAM				0							
Totals	33-64	8-25	7-13	44	19	81	14	11	6	11	200

FG%	1st Half: 13-33 39.4%	2nd Half: 20-31 64.5%	Game: 51.6%
3-Pt. FG%	1st Half: 5-15 33.3%	2nd Half: 3-10 30.0%	Game: 32.0%
F Throw %	1st Half: 3-6 50.0%	2nd Half: 4-7 57.1%	Game: 53.8%
Deadball Rebounds:	2		

HOME: Texas Tech (2-1)

PLAYER	FG-FGA	3G-3GA	FT-FTA	R	PF	TP	A	TO	B	S	MP
Dora	f 2-4	1-2	0-0	5	1	5	0	2	0	0	24
Jackson	f 4-14	1-5	0-0	5	1	9	1	3	0	0	31
Plefa	c 1-6	0-0	1-2	4	2	3	0	2	0	1	23
Martin	g 1-6	0-3	0-0	1	1	2	2	2	0	0	22
Zeno	g 3-14	0-0	1-1	3	2	7	0	3	0	3	24
Voskuil	g 4-4	0-2	0-0	2	0	0	1	1	0	0	16
Lowhorn	3-5	0-0	5-6	2	0	11	0	2	0	0	25
Coffman	0-0	0-0	0-0	1	2	0	2	1	0	0	4
Prince	0-0	0-0	0-1	4	0	0	1	1	1	0	12
Buttlet	3-6	0-0	3-4	0	2	9	0	0	0	0	9
Thornton	0-0	0-0	0-2	1	1	0	0	0	0	0	6
Ogden	0-0	0-0	0-0	0							



2005-06 Syracuse Basketball

Game 4 • November 18, 2005 MSG • New York, NY

Florida 75
#16/16 Syracuse 70 **ESPN 2**

NEW YORK -- The Florida Gators beat the Syracuse Orange, 75-70, in the 2K Sports College Hoops Classic championship game, a highly-competitive matchup that featured 15 lead changes and 11 ties.

With Syracuse ahead, 62-60, with nearly seven minutes remaining, the Gators pulled away for the victory with a 12-0 run. The stretch was keyed by five points from Taurean Green.

Demetris Nichols led the Orange with a career-high 24 points. **Gerry McNamara** had 13 points, 10 assists and represented Syracuse on the all-tournament team.

Nichols scored 13 of the Orange's first 19 points. Lee Humphrey tallied nine of the Gators' first 23 points.

Florida claimed the largest lead of the first half when Chris Richard slammed the ball off a missed Walter Hodge layup to pull the Gators ahead by five, 41-36.

The Orange tied the score, 41-41, with a Nichols dunk a minute before halftime. He hit his fourth three-pointer of the half to give SU a 44-41 lead with 30 seconds remaining. Florida answered and Syracuse went into the lockerroom with a 44-43 lead.

In the second half, the Gators went on an 11-0 run to open up a 56-47 advantage. Joakim Noah was 4-for-4 from the free throw line during that stretch, while Green hit an open three-pointer with more than 16:04 remaining.

Roberts helped SU end the Gators' spurt. He tipped in a missed shot by McNamara, who ended up hitting a three-pointer on the next trip down the floor to cut the Florida lead to 56-52. **Eric Devendorf** drove the lane and Roberts hit from 15 feet during a 9-0 SU run which tied the game at 56-56 with less than 11 minutes to play.

The Gators closed out the contest with the 12-0 run.

Syracuse was the defending champion in the event. The loss to Florida was SU's first November defeat since the Orange were beaten by Charlotte on Nov. 26, 2003. It stopped an eight-game November win streak.

VISITORS: Syracuse (3-1)												
PLAYER	FG-FGA	3G-3GA	FT-FTA	R	PF	TP	A	TO	B	S	MP	
Roberts	f 6-16	0-1	0-0	7	3	12	3	1	1	37		
Nichols	f 8-16	5-10	3-4	5	3	24	2	2	0	1	36	
Watkins	c 2-5	0-0	0-0	8	3	4	0	1	4	1	37	
McNamara	g 5-19	3-11	0-0	3	2	13	10	1	0	0	38	
McCroskey	g 2-7	0-0	1-2	9	5	2	4	0	1	28		
Onuaku	g 0-0	0-0	0-0	1	0	0	0	0	0	0	3	
Devendorf	3-7	0-3	4-4	2	3	10	0	3	0	0	16	
Gorman	1-2	0-0	0-0	1	0	2	0	1	0	0	3	
Wright	0-0	0-0	0-0	0	0	0	0	0	0	0	2	
TEAM	4											
Totals	27-72	8-25	8-10	40	19	70	17	15	5	4	200	

FG%	1st Half: 18-38 47.4%	2nd Half: 9-34 26.5%	Game: 37.5%
3-Pt. FG%	1st Half: 5-11 45.5%	2nd Half: 3-14 21.4%	Game: 32.0%
F Throw %	1st Half: 3-4 75.0%	2nd Half: 5-6 83.3%	Game: 80.0%
Deadball Rebounds:	2		

HOME: Florida (4-0)												
PLAYER	FG-FGA	3G-3GA	FT-FTA	R	PF	TP	A	TO	B	S	MP	
Noah	f 4-6	0-0	4-6	7	1	12	2	1	2	4	25	
Horford	f 5-7	0-0	1-4	4	1	11	2	2	2	0	32	
Brewer	c 2-9	0-3	1-4	9	2	5	4	3	1	2	36	
Green	g 7-12	6-9	3-5	2	2	23	6	3	0	1	36	
Humphrey	g 4-9	4-9	1-4	4	1	13	2	2	0	0	35	
Moss	0-0	0-0	1-2	1	2	1	0	0	0	0	6	
Hodge	0-5	0-2	0-0	2	1	0	0	1	0	1	11	
Richard	4-5	0-0	2-2	5	1	10	3	0	0	0	17	
Huertas	0-0	0-0	0-0	1	2	0	2	0	0	0	2	
TEAM	2											
Totals	26-53	10-23	13-27	37	13	75	16	17	5	8	200	

FG%	1st Half: 16-31 51.6%	2nd Half: 10-22 45.5%	Game: 49.1%
3-Pt. FG%	1st Half: 8-17 47.1%	2nd Half: 2-6 33.3%	Game: 43.5%
F Throw %	1st Half: 3-10 30.0%	2nd Half: 10-17 58.8%	Game: 48.1%
Deadball Rebounds:	9		

Officials: Terry Moore, Ted Valentine, Les Jones
Technical fouls: Florida - Hodge (12:44 - 2nd), Syracuse - Devendorf (12:44 - 2nd)
Attendance: 8,690

Score by Periods	1st	2nd	Total
Syracuse	44	26	70
Florida	43	32	75

Game 5 • November 22, 2005 Carrier Dome • Syracuse, NY

Bucknell 74
#17/19 Syracuse 69

SYRACUSE, NY -- Kevin Bettencourt scored nine of his game-high 20 points during the game's final three minutes to lift the Bucknell men's basketball team to a 74-69 victory at the Carrier Dome. Bettencourt's layup with 2:47 remaining broke a 60-60 tie and gave the Bison the lead for good.

Down the stretch, he made seven free throws to seal the win.

Bucknell (2-0) came back from a seven-point deficit in the second half to record its first win against the Orange in nine tries.

The Bison held the lead for a span of nearly 16 minutes in the first half. They led by as many as eight points (24-16) with 3:26 remaining in the opening period.

Syracuse (3-2) closed out the half with a 12-3 run sparked by the play of **Terrence Roberts** who tallied five points in the run. **Gerry McNamara** missed his first five three-point attempts, but connected on a big one with four seconds remaining in the half to give SU its first lead (28-27) since the 17:30 mark.

Roberts had a double-double by halftime (10 points, 10 rebounds). It was his second double-double of the season.

In the second half, **Demetris Nichols** tallied 10 of his team-high 19 points during the first seven minutes to give SU a trio of seven-point leads, the last one coming off a three-pointer which gave the Orange a 47-40 edge with 13:02 remaining.

Bucknell chipped away and regained the lead at the 10:20 mark when Lee pulled up at the foul line for a successful field goal. The basket gave Bucknell a 48-47 advantage.

A pair of three's by McNamara and Nichols on consecutive trips down the floor gave SU a four-point lead (60-56) with 5:28 left. It would be the last time Syracuse would have momentum.

The Bison tied the game at 60-60 two plays later. Lee got to the free-throw line where he made two shots and Badmus stripped McNamara and went in untouched for a layup with 3:47 remaining.

VISITORS: Bucknell (2-0)												
PLAYER	FG-FGA	3G-3GA	FT-FTA	R	PF	TP	A	TO	B	S	MP	
Mastropalo	f 1-1	0-0	1-2	3	2	3	1	1	0	0	23	
Lee	f 6-13	1-4	5-6	5	2	18	4	1	1	0	37	
McNaughton	c 7-12	0-0	1-1	10	1	15	1	6	0	2	31	
Badmus	g 2-4	0-1	2-2	5	3	6	3	1	0	4	28	
Bettencourt	g 5-9	3-6	7-8	1	0	20	4	1	0	0	32	
Brown	1-2	0-0	2-2	0	3	4	1	3	0	1	10	
Griffin	2-4	2-3	0-0	1	3	6	4	0	0	1	16	
Vegotsky	0-1	0-1	0-0	0	0	0	0	1	0	0	4	
Linthicum	0-0	0-0	0-0	0	0	0	0	0	1	0	3	
Viaer-McClymont	1-1	0-0	0-0	0	3	2	0	2	0	0	16	
TEAM	3											
Totals	25-47	6-15	18-21	28	17	74	19	15	2	8	200	

FG%	1st Half: 11-30 36.7%	2nd Half: 14-17 82.4%	Game: 53.2%
3-Pt. FG%	1st Half: 3-11 27.3%	2nd Half: 3-4 75.0%	Game: 40.0%
F Throw %	1st Half: 2-2 100.0%	2nd Half: 16-19 84.2%	Game: 85.7%
Deadball Rebounds:	1		

HOME: Syracuse (3-2)												
PLAYER	FG-FGA	3G-3GA	FT-FTA	R	PF	TP	A	TO	B	S	MP	
Roberts	f 5-10	0-0	2-5	11	5	12	2	1	0	3	36	
Nichols	f 5-12	3-7	6-6	9	2	19	2	2	2	3	36	
Watkins	c 2-6	0-0	2-2	3	4	6	0	1	0	3	34	
McNamara	g 6-19	4-13	2-2	2	1	18	4	5	0	1	39	
McCroskey	g 0-1	0-0	0-0	0	1	0	0	1	0	0	7	
Onuaku	0-1	0-0	0-0	1	0	0	0	0	0	0	4	
Devendorf	3-7	2-2	0-0	0	4	8	4	2	1	0	29	
Wright	2-4	0-2	2-2	0	2	6	2	4	0	0	15	
TEAM	6											
Totals	23-60	9-24	14-17	35	19	69	14	16	3	10	200	

FG%	1st Half: 10-30 33.3%	2nd Half: 13-30 43.3%	Game: 38.3%
3-Pt. FG%	1st Half: 2-9 22.2%	2nd Half: 7-15 46.7%	Game: 37.5%
F Throw %	1st Half: 6-9 66.7%	2nd Half: 8-8 100.0%	Game: 82.4%
Deadball Rebounds:	1		

Officials: Tim Higgins, Ray Perone, Joe Lindsay
Technical fouls: Bucknell - None, Syracuse - None.
Attendance: 20,490

Score by Periods	1st	2nd	Total
Bucknell	27	47	74
Syracuse	28	41	69

Game 6 • November 25, 2005 Carrier Dome • Syracuse, NY

#17/19 Syracuse 96
Siena 77

SYRACUSE, NY -- Senior guard **Gerry McNamara** canned a season-high six three pointers, tallied 22 points overall and dished out nine assists to lead Syracuse (4-2) past Siena (0-2), 96-77, at the Carrier Dome. The victory halted a modest two-game losing streak for Syracuse. Back-to-back losses to Florida and Bucknell marked the first time in program history the Orange had lost consecutive games in November.

Visiting Siena jumped out 8-2 on the Orange. Freshman **Eric Devendorf**, making his first career start, helped SU rebound with a three and two free throws. McNamara followed with a three to put the 'Cuse up 10-8 and the Orange never trailed again.

SU extended an 18-13 edge to 34-19 during one stretch, thanks in part to a three from freshman **Andy Rautins** and a **Terrence Roberts** dunk. The Saints shaved the lead back to five, 34-29, but the Orange got consecutive threes from McNamara and **Demetris Nichols**. SU led at the break, 52-37, and McNamara already had 13 points and six assists. The outburst represented the club's top point total for a half up until this point in the season.

The Saints narrowed the gap in the second half to 10 points, 60-50, with 13:35 left after Jordan converted two free throws. It was as close as Siena would get. McNamara thwarted the rally with one of his six threes.

Ten players saw action for the Orange and all 10 scored and grabbed at least one rebound. Nichols earned his second double-double of the campaign and all 10 boards came at the defensive end. **Darryl Watkins** had all 10 of his points after the intermission and Roberts tallied 12 in the second half. One of the top reserve efforts came from sophomore **Josh Wright** who accumulated eight assists, five points and three steals.

McNamara moved into 13th place on the school's career scoring list, passing Dave Johnson.

VISITORS: Siena (0-2)												
PLAYER	FG-FGA	3G-3GA	FT-FTA	R	PF	TP	A	TO	B	S	MP	
Jordan	f 9-14	1-3	10-11	5	3	29	5	2	0	2	36	
Ryan	f 3-6	1-2	2-2	4	2	9	0	2	0	1	18	
Hasbrouck	c 2-7	1-3	3-4	6	3	8	2	2	0	0	28	
Fisher	g 2-9	2-9	2-3	3	4	8	1	1	0	0	32	
Mensah	g 5-11	0-2	4-6	7	3	14	7	7	0	5	33	
Osby	3-3	0-0	3-5	0	0	9	0	1	0	0	9	
Beers	0-3	0-3	0-0	1	3	0	2	2	0	0	22	
Diop	0-2	0-0	0-0	2	1	0	1	1	0	0	15	
Johnson	0-0	0-0	0-0	2	0	0	0	0	0	0	2	
Harris	0-0	0-0	0-0	0	0	0	0	0	0	0	2	
Maxwell	0-0	0-0	0-0	0	1	0	0	1	0	0	3	
TEAM	3											
Totals	24-55	5-22	24-31	33	20	77	18	19	0	8	200	

FG%	1st Half: 14-29 48.3%	2nd Half: 10-26 38.5%	Game: 43.6%
3-Pt. FG%	1st Half: 3-12 25.0%	2nd Half: 2-10 20.0%	Game: 22.7%
F Throw %	1st Half: 6-9 66.7%	2nd Half: 18-22 81.8%	Game: 77.4%
Deadball Rebounds:	2		

HOME: Syracuse (4-2)												
PLAYER	FG-FGA	3G-3GA	FT-FTA	R	PF	TP	A	TO	B	S	MP	
Roberts	f 8-15	0-0	2-2	8	4	18	1	5	3	0	30	
Nichols	f 6-10	2-5	0-0	10	2	14	2	2	0	1	28	
Watkins	c 5-10	0-0	0-1	6	3	10	0	1	1	0	20	
McNamara	g 6-13	6-11	4-4	3	0	22	9	1	0	3	29	
Devendorf	g 2-6	2-4	2-2	3	1	8	3	1	0	3	23	
Rautins	2-6	1-4	1-2	1	4	6	3	0	0	2	15	
Onuaku	2-2	0-0	0-0	2	5	4	1	0	2	0	9	
Gorman	1-3	0-0	2-6	3	2	4	0	2	0			

2005-06 Syracuse Basketball



Game 7 • November 30, 2005

Carrier Dome • Syracuse, NY

#av/24 Syracuse 87 OT
Manhattan 82

SYRACUSE, NY -- Syracuse came back from an 11-point deficit and outscored Manhattan 26-10 during the game's final eight minutes in an 87-82 overtime victory. Gerry McNamara scored 10 points during the comeback and finished with 25 points, while freshman Eric Devendorf nailed a deep three-pointer with 16 seconds remaining to tie the game at 79-79 and force overtime.

Manhattan (0-3) made an impressive comeback of its own, outscoring Syracuse, 61-41, in the second half to turn a 24-point, first-half deficit (36-12) into a 72-61 lead by the 2:21 mark of the second half. Mike Konovelchick scored every one of his team-high 21 points after the first half, while CJ Anderson netted 15 second-half points and finished with 19 points and 13 rebounds.

Syracuse (5-2) distanced itself from the Jaspers in the first half with a 33-7 run which gave the Orange a 24-point lead (36-12) with 3:41 remaining. SU hit five three-point shots in the opening half, including two by freshman Andy Rautins. Manhattan, who did not register its first basket until 4:29 into the contest, trailed 38-18 at the break.

A 21-8 Jasper run to start the second half cut the Syracuse advantage to seven points. Manhattan took the lead, 57-56, on a three-pointer by Kenny Minor with 7:55 remaining. During the next five minutes, the Jaspers put together a 15-3 stretch which had them ahead by 11.

Manhattan shot just 3-of-10 from the charity stripe during the final 1:44 of regulation. Meanwhile, Wright hit a three to pull SU to within seven points with 1:37 remaining. Darryl Watkins followed up a missed layup to make it 77-70, and McNamara hit two three pointers to narrow the gap to 77-76, with 24 seconds left. Wingate answered with two free throws to give Manhattan a 79-76 lead with 23 seconds on the clock, but Devendorf showed no hesitation on the game-tying bucket. In overtime, SU outscored the Jaspers, 8-3. Wright had four points (a basket and two free throws), while McNamara and Terrence Roberts also scored for SU.

VISITORS: Manhattan (0-3)

PLAYER	FG-FGA	3G-3GA	FT-FTA	R	PF	TP	A	TO	B	S	MP
Anderson	f 7-19	0-0	5-10	13	3	19	2	4	4	0	42
Konovelchick	f 6-12	4-6	5-9	10	4	21	4	2	0	5	38
Dubois	c 4-7	0-0	2-2	5	5	10	1	1	0	0	17
Xavier	g 5-16	3-14	0-0	7	5	13	3	3	0	3	37
Wingate	g 0-7	0-2	4-4	1	3	4	2	2	0	0	21
Minor	2-6	2-4	5-8	3	4	11	2	1	0	1	32
Ngarndi	0-0	0-0	1-2	1	1	1	0	0	2	0	8
Austin	1-3	1-3	0-0	2	0	3	1	0	0	0	11
Johnson	0-2	0-0	0-2	4	3	0	0	2	0	0	19
TEAM				6							
Totals	25-72	10-29	22-37	52	28	82	15	16	6	9	225

FG%	1st Half: 6-29 20.7%	2nd Half: 18-35 51.4%	Game: 34.7%
3-Pt. FG%	1st Half: 3-13 23.1%	2nd Half: 7-13 53.8%	Game: 34.5%
F Throw %	1st Half: 3-6 50.0%	2nd Half: 18-29 62.1%	Game: 59.5%
Deadball Rebounds:	7		

HOME: Syracuse (5-2)

PLAYER	FG-FGA	3G-3GA	FT-FTA	R	PF	TP	A	TO	B	S	MP
Roberts	f 2-6	0-0	3-6	12	2	7	3	4	3	0	40
Nichols	f 3-12	2-4	2-2	7	5	10	1	2	1	1	31
Watkins	c 5-9	0-0	2-5	11	5	12	0	1	2	1	23
McNamara	g 5-16	5-12	10-11	4	4	25	2	2	0	4	42
Devendorf	g 1-7	1-1	1-2	0	2	4	1	4	0	0	15
Rautins	2-6	2-6	0-0	2	2	6	3	0	0	0	16
Onuaku	1-1	0-0	0-2	3	2	2	0	1	1	0	16
Wright	4-8	2-5	9-10	2	2	19	8	3	0	4	34
McCroskey	1-2	0-1	0-1	2	2	0	0	0	0	0	8
TEAM				9							
Totals	24-67	12-29	27-39	52	24	87	17	7	10	25	225

FG%	1st Half: 11-31 35.5%	2nd Half: 11-32 34.4%	Game: 35.8%
3-Pt. FG%	1st Half: 5-12 41.7%	2nd Half: 7-16 43.8%	Game: 41.4%
F Throw %	1st Half: 11-13 84.6%	2nd Half: 12-20 60.0%	Game: 69.2%
Deadball Rebounds:	6		

Officials: Jim Haney, Brian O'Connell, John Hughes
Technical fouls: Manhattan - None. Syracuse - None.
Attendance: 19,193

Score by Periods	1st	2nd	OT	Total
Manhattan	18	61	3	82
Syracuse	38	41	8	87

Game 8 • December 3, 2005

Carrier Dome • Syracuse, NY

#av/24 Syracuse 80
Texas Christian 64

SYRACUSE, NY -- Junior forward Demetris Nichols tied his career-high with 24 points, including a personal-best six three pointers, while freshman guard Eric Devendorf recorded a personal-high 19 points as the Orange knocked off Texas Christian, 80-64, in front of 20,969 at the Carrier Dome.

With Devendorf contributing five threes, it marked the first time SU had two players with five-or-more three-pointers in a game since 1998.

Nichols had the hot hand in the first half, scoring more than half the Orange's points (21 of 40). He canned six three-pointers on six-of-nine shooting from beyond the arc. His back-to-back three's with less than six minutes remaining in the first half gave SU a 30-16 lead. The Orange went ahead by as many as 17 points (40-23) when senior guard Gerry McNamara threw a pass up ahead to sophomore guard Josh Wright, who converted with 1:25 remaining. At halftime, SU was on top, 40-25.

Devendorf caught fire in the second half, scoring 12 of SU's first 18 points, including three treys, to open the game up to its largest margin of the night, 58-38, with 12:06 left to play.

TCU would never get closer than 12 points the rest of the way. Nile Murry tallied three of his game-high 25 points off a baseline three-pointer which pulled the Horned Frogs to within 12 points (60-48) at the 10:01 mark. Brent Hackett hit a pull-up jumper with 6:52 remaining to cut the Orange lead to 69-57.

Murry scored his 25 points off a 5-for-8 performance from beyond the three-point line. Judson Stubbs finished the game with 12 points and eight rebounds.

McNamara ended the contest with 11 points, 10 rebounds and three steals. He moved into eighth place ahead of Dale Shackleford on SU's all-time steals list.

VISITORS: TCU (1-5)

PLAYER	FG-FGA	3G-3GA	FT-FTA	R	PF	TP	A	TO	B	S	MP
Owens	f 2-6	1-3	0-0	4	4	5	2	0	0	1	33
Stubbs	f 5-9	1-3	1-2	8	1	12	0	2	0	2	27
Ibikunle	c 1-7	0-0	2-2	4	2	4	0	1	0	1	30
Hackett	g 3-13	0-2	1-2	6	4	7	3	5	0	1	33
Murry	g 7-17	5-8	6-8	5	3	25	2	3	0	3	34
Masters	0-2	0-1	0-0	4	0	0	0	0	0	0	11
Markley	0-0	0-0	0-0	0	0	0	0	0	0	0	1
Adams	3-12	1-5	2-3	3	1	9	1	1	0	1	22
Staky	0-0	0-0	0-0	0	0	0	0	0	0	0	1
Pierce	1-2	0-0	0-0	1	4	2	0	1	0	2	8
TEAM				6							
Totals	22-68	8-22	12-17	41	19	64	8	14	0	11	200

FG%	1st Half: 10-32 31.3%	2nd Half: 12-36 33.3%	Game: 32.4%
3-Pt. FG%	1st Half: 3-9 33.3%	2nd Half: 5-13 38.5%	Game: 36.4%
F Throw %	1st Half: 2-4 50.0%	2nd Half: 10-13 76.9%	Game: 70.6%
Deadball Rebounds:	3		

HOME: Syracuse (6-2)

PLAYER	FG-FGA	3G-3GA	FT-FTA	R	PF	TP	A	TO	B	S	MP
Roberts	f 4-7	0-0	0-0	10	4	8	1	3	3	1	32
Nichols	f 8-15	6-12	2-4	6	1	24	2	2	4	0	38
Watkins	c 2-4	0-0	0-0	5	2	4	1	2	1	0	15
McNamara	g 2-10	0-6	7-7	5	0	11	10	5	0	3	36
Devendorf	g 6-10	5-8	2-3	3	2	19	3	2	0	0	26
Rautins	1-2	1-2	0-0	0	1	3	1	0	0	0	9
Onuaku	1-2	0-0	1-2	5	2	3	0	0	1	1	14
Gorman	0-2	0-0	4-4	3	3	4	1	0	0	2	8
Wright	2-3	0-1	0-2	2	0	4	2	2	0	1	20
McCroskey	0-0	0-0	0-0	0	0	0	0	0	0	0	2
TEAM				1							
Totals	26-55	12-29	16-22	40	15	80	21	16	9	8	200

FG%	1st Half: 14-27 51.9%	2nd Half: 12-28 42.9%	Game: 47.3%
3-Pt. FG%	1st Half: 7-15 46.7%	2nd Half: 5-14 35.7%	Game: 41.4%
F Throw %	1st Half: 5-7 71.4%	2nd Half: 11-15 73.3%	Game: 72.7%
Deadball Rebounds:	2		

Officials: Reggie Greenwood, Bill McCarthy, Michael Stephens
Technical fouls: TCU - None. Syracuse - None.
Attendance: 21,229

Score by Periods	1st	2nd	OT	Total
TCU	25	39		64
Syracuse	40	40		80

Syracuse University (6-2)
Syracuse Combined Team Statistics (as of Dec 03, 2005)
All games

RECORD :	OVERALL	HOME	AWAY	NEUTRAL
ALL GAMES	(6-2)	(5-1)	(0-0)	(1-1)
CONFERENCE	(0-0)	(0-0)	(0-0)	(0-0)
NON-CONFERENCE	(6-2)	(5-1)	(0-0)	(1-1)

## Player	GP-GS	Min--Avg	---TOTAL---		---3-PTS---		FT-FTA	Pct	---REBOUNDS---				PF	FO	A	TO	Blk	Stl	Pts	Avg
			FG-FGA	Pct	3FG-FGA	Pct			Off	Def	Tot	Avg								
34 NICHOLS, Demetris..	8-8	264 33.0	44-98	.449	23-57	.404	13-17	.765	13	47	60	7.5	19	1	17	18	9	10	124	15.5
03 McNAMARA, Gerry....	8-8	285 35.6	32-108	.296	22-74	.297	37-40	.925	13	14	27	3.4	12	0	51	19	0	17	123	15.4
33 ROBERTS, Terrence..	8-8	263 32.9	42-79	.532	0-1	.000	13-25	.520	32	43	75	9.4	27	1	13	21	12	14	97	12.1
23 DEVENDORF, Eric....	8-3	164 20.5	22-57	.386	12-25	.480	16-20	.800	4	13	17	2.1	17	0	15	15	1	4	72	9.0
13 WATKINS, Darryl....	8-8	221 27.6	25-47	.532	0-0	.000	7-18	.389	23	34	57	7.1	24	1	3	20	22	7	57	7.1
30 WRIGHT, Josh.....	8-0	130 16.3	14-27	.519	2-11	.182	23-29	.793	2	10	12	1.5	6	0	23	12	0	13	53	6.6
01 RAUTINS, Andy.....	5-0	55 11.0	8-20	.400	6-17	.353	1-2	.500	2	4	6	1.2	9	0	7	1	0	3	23	4.6
42 McCROSKEY, Louie...	8-5	114 14.3	12-30	.400	2-5	.400	7-16	.438	12	16	28	3.5	13	1	6	11	0	9	33	4.1
24 GORMAN, Matt.....	6-0	54 9.0	4-12	.333	1-3	.333	8-15	.533	6	4	10	1.7	9	0	2	5	1	3	17	2.8
21 ONUAKU, Arinze....	8-0	75 9.4	9-12	.750	0-0	.000	1-4	.250	7	18	25	3.1	13	1	1	3	6	2	19	2.4
TEAM.....									13	13	26	3.3	0		1					
Total.....	8	1625	212-490	.433	68-193	.352	126-186	.677	127	216	343	42.9	149	5	138	126	51	82	618	77.2
Opponents.....	8	1625	173-464	.373	55-159	.346	116-178	.652	111	186	297	37.1	155	3	107	141	16	65	517	64.6

TEAM STATISTICS	SYRACUSE	OPP	DATE	OPPONENT	W/L	SCORE	ATTEND
SCORING.....	618	517	!11/08/05	BETHUNE-COOKMAN	W	68-37	17821
Points per game.....	77.2	64.6	!11/09/05	CORNELL	W	67-62	17188
Scoring margin.....	+12.6	-	@11/17/05	vs Texas Tech	W	81-46	8549
FIELD GOALS-ATT.....	212-490	173-464	@11/18/05	vs Florida	L	70-75	8690
Field goal pct.....	.433	.373	11/22/05	BUCKNELL	L	69-74	20490
3 POINT FG-ATT.....	68-193	55-159	11/25/05	SIENA	W	96-77	18447
3-point FG pct.....	.352	.346	11/30/05	MANHATTAN	W OT	87-82	19193
3-pt FG made per game..	8.5	6.9	12/03/05	TCU	W	80-64	20969
FREE THROWS-ATT.....	126-186	116-178	!2K Sports College Hoops Classic Regional (Syracuse, NY)				
Free throw pct.....	.677	.652	@2K Sports College Hoops Classic Finals (New York, NY)				
REBOUNDS.....	343	297					
Rebounds per game.....	42.9	37.1					
Rebounding margin.....	+5.8	-					
ASSISTS.....	138	107					
Assists per game.....	17.3	13.4					
TURNOVERS.....	126	141					
Turnovers per game.....	15.8	17.6					
Turnover margin.....	+1.9	-					
Assist/turnover ratio..	1.1	0.8					
STEALS.....	82	65					
Steals per game.....	10.3	8.1					
BLOCKS.....	51	16					
Blocks per game.....	6.4	2.0					
WINNING STREAK.....	3	-					
Home win streak.....	3	-					
ATTENDANCE.....	114108	17239					
Home games-Avg/Game....	6-19018	0-0					
Neutral site-Avg/Game..	-	2-8620					

SCORE BY PERIODS:	1st	2nd	OT	Total
Syracuse.....	306	304	8	- 618
Opponents.....	215	299	3	- 517