



# 2007 SYRACUSE FOOTBALL

## SYRACUSE (1-4 overall, 1-0 BIG EAST)

vs.

## #13/12 WEST VIRGINIA (4-1 overall, 0-1 BIG EAST)

• October 6, 2007 (12:00 p.m. • ESPN Regional) • Carrier Dome • Syracuse, N.Y. •

S

ORANGE PRIDE

### ORANGE SLICES

#### On the Air

##### Television

Syracuse's game versus West Virginia will be televised by ESPN Regional. Dave Sims, John Congemi and Quint Kessenich will have the call. Casey Carter is the producer.

##### Radio

##### Syracuse ISP Sports Network

The flagship station for the Syracuse ISP Sports Network is TK-99.5FM. Voice of the Orange **Matt Park '97** and former Orange All-American tight end **Chris Gedney '93** call the game action and **Brian Higgins '04** will provide sideline reports. Higgins will also host the pre-game and post-game shows. Former Orange head coach **Dick MacPherson** provides insight and analysis during the pre- and post-game shows and at halftime. The Syracuse ISP Sports Network can be heard in New York, New Jersey, Vermont and Pennsylvania.

##### Sirius Satellite Radio

Syracuse football and men's basketball games will be broadcast on SIRIUS satellite radio. The Syracuse-West Virginia game can be heard on channel 140 (home broadcast).

##### WAER

Located on the SU campus, WAER-FM88 also broadcasts all Orange football games. **Ryan Messick** is the sports director.

##### Internet

Every Syracuse ISP Sports Network broadcast is available on the official Syracuse Athletics website – suathletics.com. The site is home of Orange All Access, SU's multi-media package. It features live game webcasts, highlights and news conferences, as well a post-game show after each home football and men's basketball game.

#### The Coaches

##### Syracuse: Greg Robinson

Overall Record: 6-22  
Year as a head coach: Third  
Record at SU: 6-22  
Year at SU: Third  
BIG EAST Record: 2-13

##### West Virginia: Rich Rodriguez

Overall Record: 99-61-2  
Year as a head coach: 15th  
Record at West Virginia: 50-25  
Year at West Virginia: Seventh  
BIG EAST Record: 28-13


### SCHWARTZWALDER TROPHY AT STAKE ON SATURDAY

The Orange starts a three-game homestand on Oct. 6, returning to the BIG EAST portion of its schedule for a matchup against nationally-ranked West Virginia at 12:00 p.m. in the Carrier Dome. The game will be televised live on ESPN Regional.

In one of the oldest and richest rivalries in Syracuse football history, the clubs will vie for the coveted Ben Schwartzwalder Trophy, which has gone to the winner of the annual pairing since 1993. The trophy is named for the Hall of Fame coach who guided the Orange to a 153-91-3 overall record in 25 seasons (1949-73). He is SU's all-time winningest coach and led the Orange to its only national championship in football in 1959. Schwartzwalder started at center for West Virginia under the great Mountaineers coach Greasey Neale and graduated from WVU in 1933.

Saturday is also Legends Day at the Dome. The undefeated 1987 Orange gridders will be recognized in an on-field ceremony.

That club went 11-0-1 under head coach **Dick MacPherson** and earned a berth in the Sugar Bowl. It finished No. 4 in the final Associated Press poll and MacPherson was named the national coach of the year by several organizations. One of the most memorable moments of that magical year came against the Mountaineers when quarterback **Don McPherson** connected with tight end **Pat Kelly** for a touchdown, and then pitched to tailback **Michael Owens** for the two-point conversion with 10 seconds left for a 32-31 victory.



Year	Winner	Score
1993	West Virginia	43 - 0
1994	West Virginia	13 - 0
1995	Syracuse	22 - 0
1996	Syracuse	30 - 7
1997	Syracuse	40 - 10
1998	West Virginia	35 - 28
1999	Syracuse	30 - 7
2000	Syracuse	31 - 27
2001	Syracuse	24 - 13
2002	West Virginia	34 - 7
2003	West Virginia	34 - 23
2004	West Virginia	27 - 6
2005	West Virginia	15 - 7
2006	West Virginia	41 - 17

### SU TIED FOR LEAD NATIONALLY IN FEWEST INTERCEPTIONS

Syracuse is tied for first nationally for the fewest passes had intercepted. The Orange joins Clemson, Kansas and Central Florida as the only teams in the Football Bowl Subdivision (FBS) to have one pass picked off in 2007. The Orange's only interception of the year came at Iowa in the second quarter. Since then, sophomore quarterback **Andrew Robinson (Baltimore, Md.)** hasn't been intercepted in his last 104 attempts (the school record is 178 held by R.J. Anderson). Taking care of the ball has been a staple of **Greg Robinson's** SU squads. In 2006, SU tied for the fourth-fewest interceptions nationally (5). The performance also tied the school standard for the fewest picks in a season dating back 1949. Syracuse is tied for seventh nationally with just five turnovers in five games. Syracuse did not have any miscues against Illinois.

### 2007 Syracuse Schedule and Results (1-4 overall, 1-0 BIG EAST)

Date	Opponent	Time/Attendance	Result (Televison)
August 31	WASHINGTON	40,329	L, 12-42 (ESPN)
September 8	at Iowa	70,585	L, 0-35 (BTN)
15	ILLINOIS ( <i>Patriotic Day</i> )	34,188	L, 20-41 (ESPN)
22	at #18/19 Louisville *	40,922	W, 38-35 (ESPN Reg.)
29	at Miami (OH)	16,800	L, 14-17 (ONN)
October 6	#13/12 WEST VIRGINIA * ( <i>Legends Day</i> )	12:00 p.m.	ESPN Reg.
13	RUTGERS * ( <i>Homecoming</i> )	12:00 p.m.	ESPN Reg.
20	BUFFALO ( <i>Fan Appreciation Day</i> )	TBA	
27	OPEN		
November 3	at Pittsburgh *	TBA	
10	USF * ( <i>Parents Weekend</i> )	TBA	
17	at Connecticut *	TBA	
24	CINCINNATI * ( <i>SU Football Senior Day and Courage Day</i> )	TBA	

HOME GAMES LISTED IN BOLD CAPITAL LETTERS

\* Indicates BIG EAST Conference game • All times are Eastern

# SYRACUSE vs. #13/12 WEST VIRGINIA

• October 6, 2007 (12:00 p.m. • ESPN Regional Television) • Carrier Dome • Syracuse, N.Y. •



## ORANGE SLICES

### Tale of the Tape

SU OFFENSE		WVU DEFENSE
16.8	Scoring	17.8
272.6	Total Yardage	273.4
40.6	Rushing Yardage	97.4
232.0	Passing Yardage	176.0
59.4	Total Plays	62.2
30.8	Rushing Plays	34.8
28.6	Passing Plays	27.4
4.6	Avg. Per Play	4.4
1.3	Avg. Per Rush	2.8
8.1	Avg. Per Pass	6.4
14.5	Avg. Per Catch	10.7
1.0	Turnovers	2.4

SU DEFENSE		WVU OFFENSE
34.0	Scoring	40.4
484.8	Total Yardage	507.4
231.4	Rushing Yardage	323.2
253.4	Passing Yardage	184.2
76.0	Total Plays	72.4
42.2	Rushing Plays	49.2
33.8	Passing Plays	23.2
6.4	Avg. Per Play	7.0
5.5	Avg. Per Rush	6.6
7.5	Avg. Per Pass	7.9
11.3	Avg. Per Catch	11.7
2.0	Turnovers	2.0

### Statistical Leaders

Rushing Leaders (YPG)	
SU	WVU
Brinkley ..... 36.6	Slaton ..... 111.2
Sellers ..... 9.8	White ..... 64.4

Passing Leaders (YPG)	
SU	WVU
Robinson ..... 229.0	White ..... 143.4
Dantley ..... 5.0	Brown ..... 40.8

Receiving Leaders (YPG)	
SU	WVU
Smith, T. .... 68.4	Reynaud ..... 76.4
Williams, M. .... 52.0	Jalloh ..... 34.6

Tackle Leaders (TPG)	
SU	WVU
Fields ..... 8.4	Williams ..... 8.4
Flaherty ..... 7.2	Ivy ..... 7.0

### A Win Today Would ...

- ... Be the Orange's 10th victory in games played on Oct. 6 and improve the team's all-time record to 10-5 in games contested on that date.
- ... Be SU's 670th all-time victory.
- ... Get Syracuse off to a 2-0 start in the BIG EAST.

## THE SYRACUSE-WEST VIRGINIA SERIES

Games: 54

Standing: SU leads, 30-24

At Syracuse: SU leads, 17-8

At the Carrier Dome: SU leads, 8-5

At West Virginia: WVU leads, 16-12

At Mountaineer Field: WVU leads, 8-6

Current Win Streak: WVU, 5

### Series Notes:

The series dates back to 1945 ... Syracuse won the inaugural game (12-0) and the two teams have met every year since 1955 ... Eighteen games have been decided by seven points or less with Syracuse holding the edge, 11-7, in those contests.

Ernie Davis set the SU game record for rushing average per carry (15.7) in the 1959 meeting.

In 1973, WVU's Marcus Mauny set an SU opponent record with three interceptions.

The Orange defeated WVU, 24-21, in 1971 for the 450th win in SU history.

Dave Jacobs tied an SU record by attempting six field goals in the 1975 meeting and tried the longest field goal in school history (69 yds.) in the 1976 clash.

WVU's Oliver Luck established a Dome record with 34 completions in 1981. Twelve went to Mickey Walczak, also a Loud House standard.

In 1987, Don McPherson connected with Pat Kelly for a touchdown and pitched to Michael Owens for the two-point conversion with 10 seconds left in the game to beat WVU, 32-31, to finish the regular season unbeaten and earn a trip to the Sugar Bowl.

In 1993, WVU set Dome opponent records for points in a half (36, 2nd), first downs (35), rushing attempts (64) and set building marks for rushing yards (446) and passes completed (35). The Orange surrendered a school-record 654 yards in the contest and the Mountaineers claimed the inaugural Schwartzwalder Trophy.

In 2006, the Mountaineers churned out 562 yards of total offense, including 457 on the ground, the most rushing yards allowed in SU history. Pat White set a series record with 247 yards rushing and four touchdowns. Steve Slaton added 163 yards for the Mountaineers.

### SYRACUSE VS. WEST VIRGINIA

YEAR	H/A	SCORE	W	L	T	YEAR	H/A	SCORE	W	L	T
1945	H	12-0	1	0	0	1981	H	27-24	18	11	0
1946	A	0-13	1	1	0	1982	A	0-26	18	12	0
1955	A	20-13	2	1	0	1983	H	27-16	19	12	0
1956	H	27-20	3	1	0	1984	A	10-20	19	13	0
1957	A	0-7	3	2	0	1985	H	10-13	19	14	0
1958	A	15-12	4	2	0	1986	A	34-23	20	14	0
1959	H	44-0	5	2	0	1987	H	32-31	21	14	0
1960	A	45-0	6	2	0	1988	A	9-31	21	15	0
1961	H	29-14	7	2	0	1989	H	17-24	21	16	0
1962	H	6-17	7	3	0	1990	A	31-7	22	16	0
1963	H	15-13	8	3	0	1991	H	16-10	23	16	0
1964	A	27-28	8	4	0	1992	A	20-17	24	16	0
1965	A	41-19	9	4	0	1993	H	0-43	24	17	0
1966	A	34-7	10	4	0	1994	A	0-13	24	18	0
1967	H	23-6	11	4	0	1995	H	22-0	25	18	0
1968	A	6-23	11	5	0	1996	A	30-7	26	18	0
1969	H	10-13	11	6	0	1997	H	40-10	27	18	0
1970	A	19-28	11	7	0	1998	A	28-35	27	19	0
1971	H	28-24	12	7	0	1999	H	30-7	28	19	0
1972	A	12-43	12	8	0	2000	A	31-27	29	19	0
1973	H	14-24	12	9	0	2001	H	24-13	30	19	0
1974	A	11-39	12	10	0	2002	A	7-34	30	20	0
1975	H	20-19	13	10	0	2003	H	23-34	30	21	0
1976	A	28-34	13	11	0	2004	A	6-27	30	22	0
1977	H	28-9	14	11	0	2005	H	7-15	30	23	0
1978	A	31-15	15	11	0	2006	A	17-41	30	24	0
1979	H	24-14	16	11	0						
1980	A	20-7	17	11	0						

### Top Series Performances ...

**Rushing:** SU, Larry Csonka 26-216 (1965)  
WVU, Pat White 15-247 (2006)

**Passing:** SU, R.J. Anderson 12-36-336 (2003)  
WVU, Oliver Luck 34-38-360 (1981)

**Receiving:** SU, Marvin Harrison 9-213 (1995)  
WVU, Chris Henry 6-209 (2003)

**Highest SU Score:** 45 in 1960

**Widest SU Margin:** 45 in 1960 (SU 45, WVU 0)

**Highest WVU Score:** 43 in 1972 and 1993

**Widest WVU Margin:** 43 in 1993 (WVU 43, SU 0)

**Highest Scoring Game:** 63 in 1987 (SU 32, WVU 31) and 1998 (WVU 35, SU 28)

**Lowest Scoring Game:** 7 in 1957 (WVU 7, SU 0)

**Longest SU Win Streak:** 7 (1975-81)

**Longest WVU Win Streak:** 5 (2002-present)

## SCOUTING THE MOUNTAINEERS

West Virginia's national title hopes were dealt a severe blow on Sept. 28 when it lost for the first time in 2007, 21-13, at #18/18 USF. The Mountaineers had dominated their first four opponents, winning by an average of more than 30 points per contest, but mustered just 13 against the Bulls. The loss denied West Virginia head coach Rich Rodriguez his 100th career coaching victory.

The Mountaineers boast one of the nation's most potent offenses, averaging 40.4 points per game this season. They rank third nationally in rushing, averaging better than 323 yards per game on the ground. Tailback Steve Slaton and quarterback Pat White lead the way at 111.2 and 64.4 yards per game, respectively. Noel Devine is also averaging more than 60 yards per game rushing (60.6). Slaton has nine touchdowns. White, who did not play in the second half at USF due to an injury, is 61-for-87 through the air for 717 yards and six touchdowns. His backup, Jarrett Brown, is 18-of-29 for 204 yards this season and was 11-of-20 for 149 yards and a TD against the Bulls.

Defensively, the Mountaineers have gotten after the quarterback. They have 17 sacks on the year, including a team-best five by Johnny Dingle. Linebacker Reed Williams leads the club with 42 tackles.

# SYRACUSE vs. #13/12 WEST VIRGINIA

• October 6, 2007 (12:00 p.m. • ESPN Regional Television) • Carrier Dome • Syracuse, N.Y. •



## ORANGE SLICES

### Experienced Orange

Several veterans are leading the way for the Orange, including:

Name	Games Played Career-2007	Career Note
<b>Seniors</b>		
Downayne Davis	40-5	178 tackles
Joe Fields	31-5	108 tackles
Tony Jenkins	39-5	16.5 tfl
Carroll Madison	31-5	26 starts
Jameel McClain	38-5	133 tackles
Rice Moss	34-5	12.6 avg.
Jawad Nesheiwat	17-5	183 rec. yrds
Eugene Newsome	24-5	6 starts
Jeremy Sellers *	31-5	80 rushing yds
Lee Williams	36-4	51 tackles
<b>Juniors</b>		
A.J. Brown	26-5	49 tackles
Corey Chavers	13-5	13 starts
Paul Chiara *	28-5	154 rushing yds
Ryan Durand	24-5	18 starts
Tony Fiammetta	27-5	28 rec. yrds
Jake Flaherty	28-5	45 tackles
Vincenzo Giruzzi	28-5	30 tackles
Ben Maljovec	28-5	41 tackles
Nick Santiago	25-5	26 tackles

\* special teams specialist

## SYRACUSE-WEST VIRGINIA CONNECTIONS

- Syracuse assistant athletics director for football operations **Desmond Robinson** had two coaching stints at West Virginia. Robinson spent three seasons as the defensive line coach (1988-90) and one as the running backs coach (1991). He helped the Mountaineers finish the 1988 season ranked fifth in the nation. Current West Virginia head coach Rich Rodriguez worked on the same staff as Robinson as a volunteer assistant for the 1989 campaign. Robinson returned to Morgantown for the 1995 and 1996 seasons and coached running back Amos Zeroue, who graduated as WVU's all-time leading rusher.
- Robinson and Rodriguez are also connected by way of Tulane University. Robinson spent four seasons with the Green Wave as the associate head coach and defensive line coach (1992-95), while Rodriguez served as an assistant coach from 1997-98.
- West Virginia associate head coach Bill Stewart was an assistant coach at the Air Force Academy (1990-93), while SU defensive coordinator and linebackers coach **Steve Russ** (1995 graduate) was in the midst of his playing career there. Stewart and Russ were both present as the Falcons participated in back-to-back Liberty Bowls in 1991 and 1992.
- Syracuse secondary coach **Jim Salgado** and Mountaineers wide receivers coach Tony Dews worked together on same staff at Millersville. Salgado was the defensive backs coach and special teams coordinator from 1997-99, while Dews spent the 1998 season with the Marauders.
- Salgado and Bruce Tall, WVU's safeties coach, both gained coaching experience at Northeastern University. Tall was the defensive coordinator from 1993-97, while Salgado served as the defensive backs coach from 2000-01 and again in 2004.
- Syracuse kicker **Patrick Shadle** is a native of Morgantown, W.V. and attended Morgantown High School. The Mountaineers have four players on their roster who attended Morgantown HS.
- Orange defensive back **Mike Holmes** and running back **Randy McKinnon** both hail from Jacksonville, Fla., as do West Virginia defensive backs Franchot Allen and Guesly Dervil.

## OFFENSE IS CLICKING

After racking up a season-best 465 total yards at Louisville, the Orange turned in another 300-yard offensive performance at Miami (OH). SU accumulated 302 total yards against the RedHawks, including 236 yards passing. It is the second time under **Greg Robinson** the Orange has posted back-to-back 300-yard outings (at Illinois, vs. Wyoming in 2006). SU's passing attack ranks fourth in the BIG EAST (232.0 ypg) and is on pace to break the school record for team passing yards (2,710). Quarterback **Andrew Robinson's** (Baltimore, Md.) clip of 229 yards per game is on pace to rank second on SU's season record list.

## Let's Get It Started

Offense	2007	Streak	Career	Defense	2007	Streak	Career
Carroll Madison (LG/RT/LT)	5	26	26	Downayne Davis (SS)	5	28	28
Rice Moss (WR)	-	-	21	Tony Jenkins (DT)	5	5	27
Curtis Brinkley (RB)	5	17	17	Joe Fields (FS/OB)	5	18	23
Ryan Durand (RG)	5	17	17	Jameel McClain (DE)	5	17	17
Corey Chavers (LT)	5	5	13	Lee Williams (DE)	-	-	12
Jawad Nesheiwat (TE)	5	5	10	Nick Chestnut (CB)	5	5	7
Mike Williams (WR)	5	5	8	A.J. Brown (LB)	5	5	6
Marvin McCall (C/LT/RT)	2	-	7	Brandon Gilbeaux (DE)	5	5	5
Eugene Newsome (RT)	-	-	6	Arthur Jones (NT)	5	5	5
Taj Smith (WR)	5	5	6	Jake Flaherty (LB)	4	4	4
Larry Norton (RT)	5	5	5	Vincenzo Giruzzi (LB)	5	5	5
Andrew Robinson (QB)	5	5	5	Ben Maljovec (LB)	4	2	4
Tony Fiammetta (FB)	4	1	4	Mike Holmes (DB)	1	-	1
Jim McKenzie (C)	3	3	3	Cornelius Campbell Jr. (DT)	-	-	1
Arthur Kapalanga (TE)	-	-	2				
Donte Davis (WR)	-	-	2	<b>Specialists</b>	<b>2007</b>	<b>Streak</b>	<b>Career</b>
Mike Owen (TE)	1	-	1	Patrick Shadle (K)	5	17	17
Paul Chiara (FB)	-	-	1	Rob Long (P)	5	5	5

### Longest Active Streaks

Downayne Davis	28
Carroll Madison	26
Joe Fields	18
Four players	17

### Most Career Starts (Active)

Downayne Davis	28
Tony Jenkins	27
Carroll Madison	26
Joe Fields	23
Rice Moss	21

# SYRACUSE vs. #13/12 WEST VIRGINIA

• October 6, 2007 (12:00 p.m. • ESPN Regional Television) • Carrier Dome • Syracuse, N.Y. •



## ORANGE SLICES

### National Polls

#### Associated Press (Sept. 30, 2007)

1. LSU (33)	5-0	1,593
2. USC (32)	4-0	1,591
3. California	5-0	1,475
4. Ohio State	5-0	1,420
5. Wisconsin	5-0	1,271
6. South Florida	4-0	1,203
7. Boston College	5-0	1,172
8. Kentucky	5-0	1,143
9. Florida	4-1	1,031
10. Oklahoma	4-1	992
11. South Carolina	4-1	900
12. Georgia	4-1	885
13. West Virginia	4-1	861
14. Oregon	4-1	837
15. Virginia Tech	4-1	639
16. Hawaii	5-0	586
17. Missouri	4-0	561
18. Arizona State	5-0	497
19. Texas	4-1	449
20. Cincinnati	5-0	377
21. Rutgers	3-1	299
22. Clemson	4-1	265
23. Purdue	5-0	218
24. Kansas State	3-1	214
25. Nebraska	4-1	198

#### Syracuse Opponents Receiving Votes

Illinois 59, Connecticut 9, Washington 1.

#### ESPN/USA Today (Sept. 30, 2007)

1. USC (45)	4-0	1,483
2. LSU (14)	5-0	1,454
3. California	5-0	1,363
4. Ohio State (1)	5-0	1,313
5. Wisconsin	5-0	1,251
6. Boston College	5-0	1,138
7. Florida	4-1	1,000
8. Kentucky	5-0	971
9. South Florida	4-0	960
10. Oklahoma	4-1	925
11. Georgia	4-1	758
12. West Virginia	4-1	756
13. Oregon	4-1	697
14. Virginia Tech	4-1	661
15. Hawaii	5-0	585
16. Texas	4-1	573
17. Missouri	4-0	532
18. South Carolina	4-1	529
19. Arizona State	5-0	466
20. Purdue	5-0	423
21. Rutgers	3-1	347
22. Clemson	4-1	278
23. Nebraska	4-1	261
24. Cincinnati	5-0	249
25. UCLA	4-1	79

#### Syracuse Opponents Receiving Votes

Connecticut 23, Illinois 21,

## ON THIS DATE IN SU FOOTBALL HISTORY

• Syracuse is 9-5 on Oct. 6 all-time with five shutouts.

• In 1973, James Donoghue rushed for 100 yards on 20 attempts and threw for 45 yards on four completions in a 38-0 loss at Maryland.

• In 1979, Joe Morris set SU's single-game rushing record, going for 252 yards on 23 attempts. He crossed the goal line three times as the Orange defeated Kansas, 45-27.

• In 1990, Syracuse gained 289 yards on the ground, led by Mark McDonald, who rushed for 76 yards on six attempts. The team also rushed for five touchdowns en route to a 49-14 win at Vanderbilt.

• In 2001, the Rutgers' defense could not slow down James Mungro, who ran for 140 yards on 23 carries. R.J. Anderson went 7-of-17 for 100 yards and one touchdown in a 24-17 Orange victory on the road.

1894 – at Colgate	L, 8-32
1900 – St. Lawrence	W, 70-0
1906 – at Yale	L, 0-51
1917 – 47th Infantry	W, 19-0
1923 – William & Mary	W, 61-3
1928 – William & Mary	W, 32-0
1934 – Clarkson	W, 28-0
1945 – at Columbia	L, 0-32
1951 – Lafayette	W, 46-0
1973 – at Maryland	L, 0-38
1979 – at Kansas	W, 45-27
1984 – at Florida	L, 0-16
1990 – at Vanderbilt	W, 49-14
2001 – at Rutgers	W, 24-17

## TAKEAWAY TRAIN

The Orange defense recorded three interceptions at Miami (OH), increasing its season turnover total to 10. Senior safety **Joe Fields (Houston, Texas)** intercepted two passes for the second time in his career. Both picks came in the third quarter. Junior safety **A.J. Brown (Bealton, Va.)** had the other interception. It was his second straight game with a pick after recording one at Louisville. It was the 14th time in 28 games (50.0 pct.) under **Greg Robinson** the Orange has forced at least three miscues. For the season, the Orange has a +1.0 turnover ratio, which is tied for 18th among Football Bowl Subdivision teams. In 2006, the Orange ranked ninth in turnover margin and tied for 22nd in turnovers gained.

## 2007 THIRD DOWN CONVERSIONS

### SYRACUSE

Game	1-3	4-6	7-9	10-14	15-19	20+	Total	Pct.
Washington	2-2	1-1	0-0	3-7	0-4	0-1	6-15	.400
Iowa	0-1	0-0	2-7	0-4	0-3	0-0	2-15	.133
Illinois	3-6	2-5	0-1	0-3	0-1	0-0	5-16	.313
Louisville	0-0	3-6	0-2	2-3	0-1	0-1	5-13	.385
Miami (OH)	1-5	0-0	1-3	1-3	0-1	0-1	3-13	.231
<b>Totals</b>	<b>6-14</b>	<b>6-12</b>	<b>3-13</b>	<b>6-20</b>	<b>0-10</b>	<b>0-3</b>	<b>21-72</b>	<b>.292</b>

### OPPONENTS

Game	1-3	4-6	7-9	10-14	15-19	20+	Total	Pct.
Washington	5-5	1-2	0-2	0-1	0-0	1-1	7-11	.636
Iowa	8-9	3-3	0-2	2-5	0-0	0-0	13-19	.684
Illinois	5-7	0-0	0-2	0-2	0-0	0-0	5-11	.455
Louisville	3-4	0-1	0-3	1-4	0-1	0-0	4-13	.308
Miami (OH)	4-8	3-4	0-1	0-4	0-0	0-0	7-17	.412
<b>Totals</b>	<b>25-33</b>	<b>7-10</b>	<b>0-10</b>	<b>3-16</b>	<b>0-1</b>	<b>1-1</b>	<b>36-71</b>	<b>.507</b>

## 2007 DRIVE TRACKER

### SYRACUSE

Game	No.	3&Out	Pct.	Score	Pct.	TD	Pct.
Washington	11	2	.182	3	.273	1	.090
Iowa	13	9	.692	0	.000	0	.000
Illinois	12	5	.417	4	.333	2	.167
Louisville	16	2	.125	6	.375	5	.313
Miami (OH)	14	6	.429	2	.143	2	.143
<b>TOTALS</b>	<b>66</b>	<b>24</b>	<b>.364</b>	<b>15</b>	<b>.227</b>	<b>10</b>	<b>.152</b>

### OPPONENTS

Game	No.	3&Out	Pct.	Score	Pct.	TD	Pct.
Washington	11	3	.273	6	.545	6	.545
Iowa	13	0	.000	5	.385	5	.385
Illinois	11	0	.000	7	.636	5	.455
Louisville	15	0	.000	5	.333	5	.333
Miami (OH)	14	3	.214	3	.214	2	.143
<b>TOTALS</b>	<b>64</b>	<b>6</b>	<b>0.09</b>	<b>26</b>	<b>.406</b>	<b>23</b>	<b>.359</b>

# SYRACUSE vs. #13/12 WEST VIRGINIA

• October 6, 2007 (12:00 p.m. • ESPN Regional Television) • Carrier Dome • Syracuse, N.Y. •



## ORANGE SLICES

### Dick Vermeil Makes Trip to the Carrier Dome

Super-Bowl winning coach and Greg Robinson mentor Dick Vermeil and his wife, Carol, were guests of Robinson and his wife, Laura, for the Orange's 2007 season opener against Washington. The Vermeils took in the contest from Laura Robinson's box and Dick was a guest in the broadcast booth for ESPN during its telecast.

The Vermeils and Robinsons go back a long way. Vermeil was the head coach of the Philadelphia Eagles from 1976-82 and also coached the St. Louis Rams (1997-99) and the Kansas City Chiefs (2001-05). Robinson spent 14 years in the NFL and was Vermeil's defensive coordinator for three seasons in Kansas City (2001-03).

It was not the first trip to the Salt City for Vermeil. He also caught up with his old friend and spoke to the Orange during 2006 spring practice and was the keynote speaker at Robinson's coaches clinic the same year.

### Future Orange Schedules

Syracuse recently announced a series with Southern California that will begin in 2011. Here's a look at SU's future slates:

#### 2008

vs. Akron  
at Northwestern  
at Notre Dame  
vs. Penn State  
at Cincinnati  
vs. Connecticut  
vs. Louisville  
at Rutgers  
vs. Pittsburgh  
at South Florida  
at West Virginia

#### 2009

vs. Akron  
vs. Northwestern  
at Penn State  
vs. Cincinnati  
at Connecticut  
at Louisville  
vs. Rutgers  
at Pittsburgh  
vs. South Florida  
vs. West Virginia

#### 2010

at Akron  
vs. Boston College  
vs. Virginia Tech  
at Washington  
at Cincinnati  
vs. Connecticut  
vs. Louisville  
at Rutgers  
vs. Pittsburgh  
at South Florida  
at West Virginia

#### 2011

at Boston College  
at Virginia Tech  
vs. Wake Forest  
vs. Cincinnati  
at Connecticut  
at Louisville  
vs. Rutgers  
at Pittsburgh  
vs. South Florida  
at USC  
vs. West Virginia

## DYNAMIC DUO

Junior Taj Smith (Newark, N.J.) and sophomore Mike Williams (Buffalo, N.Y.) have combined for 602 of SU's 1,160 receiving yards in 2007 (51.9) and have caught six of team's eight receiving touchdowns. Smith leads the club with 342 yards on 19 catches, while Williams has amassed 260 yards on 16 receptions. Both players have three TDs. Smith made four catches for a career-best 173 yards and two touchdowns at Louisville. Williams led all Orange receivers with five receptions for 83 yards and a score against the Cardinals. The pair followed up that performance with a solid showing at Miami (OH). Smith caught a career-best six passes for 81 yards and a touchdown and Williams paced the team with 97 yards on five receptions. Both players also caught touchdowns passes for the second consecutive week.

## INFUSING YOUNG TALENT

Head coach Greg Robinson has infused 35 of his young student-athletes from his three recruiting classes into the lineup during the first five games of the 2007 season.

Name	Position	2007 Statistics
<b>Freshmen (9)</b>		
Doug Hogue	RB	Three carries for 13 yards vs. Illinois
Mike Holmes	DB	14 tackles (nine solo)
	KR	Five returns for 91 yards
Rob Long	Punter	27th nationally, 42.8 avg (31 punts, 1,327 yds.)
Jonathan Meldrum	OT	Played in three games
Mike Mele	LB/Sp. Tms.	Four tackles (three solo)
Da'Mon Merkerson	WR	Three receptions for 64 yards, 1 TD (21.3 yards per catch)
Randy McKinnon	S/Sp. Tms.	Played in five games
Max Suter	S/Sp. Tms.	Four tackles (two solo)
	KR	29th nationally, 27.9 avg (21 returns, 586 yds.), 1 TD
Bud Tribbey	DT	Five tackles (three solo)
<b>Redshirt Freshmen (11)</b>		
Ryan Bartholomew	OG	Played against Iowa
Tucker Baumbach	OT	Played in three games
Parker Cantey	LB/Sp. Tms.	Four tackles (four solo)
Jared Kimmel	DE	Five tackles (three solo, two assists), injured at Louisville
Andrew Lewis	DE/Sp. Tms.	One tackle in five games
Jim McKenzie	C	Played in four games, starting three
Anthony Perkins	DT	Two solo tackles in three games
Adam Rosner	OG	Played in two games
Nico Scott	CB/Sp. Tms.	One tackle in five games
Dan Sheerhan	WR	One catch for five yards, played in five games
Derrell Smith	LB	Moved from RB to LB for Illinois game, played in five games, one tackle
<b>Sophomores (7)</b>		
Donte Davis	WR	Played in one game (at Iowa) before being sidelined with a thumb injury
Brandon Gilbeau	DE	20 tackles, including 2.5 TFL, in five games as a starter
Arthur Jones	DT	23 tackles, including 8.5 TFL, in five games as a starter
Lavar Lobdell	WR	Three catches for 32 yards
Mike Owen	TE	Played in all five games as a tight end
Andrew Robinson	QB	78-of-140 for 1,145 yards, seven TDs
Mike Williams	WR	16 catches for 260 yards, three TDs
<b>Junior (in third year, non-redshirted) (5)</b>		
John Barker	P	Played in two games
Curtis Brinkley	RB	71 carries for 183 yards
Nick Chestnut	CB	26 tackles (19 solo) in five games as a starter
Patrick Shadle	K	5-of-8 FGs, 9-of-10 PAT, 24 points
Bruce Williams	S/PR	Nine tackles (six solo), three punt returns for 26 yards
<b>Junior (in first year) (1)</b>		
Ryan Howard	CB	Played in one game (vs. Washington)
<b>Junior (in second year) (1)</b>		
Taj Smith	WR	19 catches for 342 yards, three TDs
<b>Senior (in second year) (1)</b>		
Larry Norton	OT	Started all five games

# SYRACUSE vs. #13/12 WEST VIRGINIA

• October 6, 2007 (12:00 p.m. • ESPN Regional Television) • Carrier Dome • Syracuse, N.Y. •



## ORANGE SLICES

### The Best of the Best

The Syracuse football team has a long history of success, including 22 trips to bowl games and the 1959 national championship. During its more than 100 years of varsity football, SU has amassed 669 victories which ranks 14th on the NCAA FBS's ledger of winningest programs. It has more all-time wins than any other BIG EAST school and ranks second in wins among eastern schools behind Penn State.

This year, SU has three games against teams that rank in the top 20 of FBS winningest programs. The Orange squared off against Washington (t-18th) in its season opener and Miami (OH) (20th) on Sept. 29. It will face West Virginia (15th) on Oct. 6.

### Winningest NCAA FBS College Football Teams

1.	Michigan	863
2.	Notre Dame	821
3.	Texas	814
4.	Nebraska	807
5.	Ohio State	791
6.	Alabama	783
7.	Penn State	782
8.	Oklahoma	772
9.	Tennessee	762
10.	Southern Cal	747
11.	Georgia	706
12.	LSU	685
13.	Auburn	670
14.	<b>SYRACUSE</b>	<b>669</b>
15.	West Virginia	657
16.	Colorado	655
17.	Texas A&M	652
18.	Georgia Tech	649
19.	Washington	648
20.	Miami (Ohio)	643

### Syracuse in Overtime

The NCAA instituted overtime periods in 1996. Syracuse has a 5-4 record in the nine extra-session games it has played since the rule was instituted. In 2002, SU became the first team in NCAA history to have two games settled in triple overtime in the same season. In 1996, California had triple and quadruple overtime games.

Year	Opponent	W/L	Score
8/30/97	N.C. STATE	L	31-32 ot
11/13/99	at Rutgers+	L	21-24 ot
10/7/00	PITTSBURGH+	W	24-17 2 ot
9/28/02	#-/25 at Auburn	L	37-34 3 ot
11/9/02	#8/7 VIRGINIA TECH +	W	50-42 3 ot
9/6/03	at North Carolina	W	49-47 3 ot
11/6/04	PITTSBURGH +	W	38-31 2 ot
9/9/06	#14/15 IOWA	L	13-20 2 ot
9/30/06	WYOMING	W	40-34 2 ot

+ indicates BIG EAST Conference game

## ORANGE LIGHTNING

The Orange offense added another big play at Miami (OH), a 43-yard touchdown strike from Robinson to sophomore **Mike Williams (Buffalo, N.Y.)**. Four of Robinson's seven TDs this season have come on plays that covered more than 40 yards.

The Syracuse offense utilized its big-play capabilities in its victory at Louisville. Three of the Orange's four touchdowns came on plays of more than yards and its other score was on a 93-yard kickoff return by

special teams ace **Max Suter (Ruffs Dale, Pa.)**. SU didn't waste any time against the Cardinals, scoring on the first play from scrimmage when **Andrew Robinson (Baltimore, Md.)** hooked up with junior wideout **Taj Smith (Newark, N.J.)** for a 79-yard TD strike. It was the first time since 2004 the Orange found paydirt on the game's opening play. In the second quarter, Suter became the first SU player in almost a decade to return a kickoff for a touchdown. The last to do it was Kevin Johnson against Miami in 1998. Robinson continued SU's big-play bonanza with TD passes of 42 yards and 60 yards to freshman **Da'Mon Merkerson (Passaic, N.J.)** and Smith, respectively. For the game, Syracuse averaged 24.9 yards per reception. Overall, five of SU's seven 30-yard pass plays on the season came against the Cardinals.

### 2007 Big Plays (20 YD-Run, 30-YD Pass)

#### 20-Yard RUSHES

Yards	Play	Opponent
20	Brinkley 20-yard run	Louisville

#### 30-Yard PASSES

Yards	Play	Opponent
62	Robinson to Brinkley	Illinois
79	Robinson to Smith (TD)	Louisville
48	Robinson to Nesheiwat	Louisville
42	Robinson to Merkerson (TD)	Louisville
60	Robinson to Smith (TD)	Louisville
42	Robinson to Williams	Louisville
43	Robinson to Williams (TD)	Miami (OH)

## JONES RATES WELL AMONG ORANGE YOUNG DEFENSIVE LINEMEN

Sophomore defensive tackle **Arthur Jones (Endicott, N.Y.)** is tied for sixth nationally with 1.7 tackles for loss per game. Through five games this season, his first as a starter, he has 8.5 tackles behind the line of scrimmage for a total of 20 yards lost. Against Miami (OH), he made a career-best three stops behind the line of scrimmage, including his first sack of the year. In his 17-game Syracuse career, Jones has 9.5 tackles for a loss of 25 yards.

In comparing Jones to recent Orange standout defensive linemen in the first season in which they played in almost every game, he rates favorably through five games.

Name	Year	Class	Through five games		Final Season Stats	
			TFL-Yds.	Sacks-Yds	TFL-Yds.	Sacks-Yds
Dwight Freeny	1999	Soph.	1.0- 9	1.0- 9	5.0-32	3.5-29
Duke Pettijohn	1998	Soph.	5.0-24	1.0-16	12.0-76	6.5-55
Louis Gachelin	2001	Soph.	1.5- 1	0.0- 0	7.0-13	2.0- 9
Jameel McClain *	2006	Junior	8.5-38	7.0-36	14.5-61	9.5-51
Arthur Jones	2007	Soph.	8.5-20	1.0- 4		

\* moved to defensive line from linebacker prior to 2006 season

## ORANGE LEADS BIG EAST IN KICK RETURN AVERAGE

The Orange kickoff return team ranks 15th nationally and first in the BIG EAST, averaging 26.04 yards per return. True freshmen **Max Suter (Ruffs Dale, Pa.)** and **Mike Holmes (Jacksonville, Fla.)** have been the primary kick returners. At Louisville, Suter returned a kickoff 93 yards for a touchdown, marking the first time the Orange has scored in that fashion since 1998. Suter is averaging 27.9 yards per return, which ranks 29th nationally. He already ranks 10th on SU's season record list for kickoff return yards with 586. For the season, the Orange has brought back 26 kickoffs for 677 yards.

# SYRACUSE vs. #13/12 WEST VIRGINIA

• October 6, 2007 (12:00 p.m. • ESPN Regional Television) • Carrier Dome • Syracuse, N.Y. •

S

ORANGE PRIDE

## ORANGE SLICES

### The Syracuse Eight

In 1970, a group of Syracuse University football team members, known today as the "Syracuse 8", showed extraordinary courage and commitment by calling for the equal treatment of student-athletes and a diverse coaching staff. As talented scholarship athletes, these men were aware of the potential consequences of their actions. Despite this risk, they took a strong, principled stand. When their calls for action were not honored, they made the difficult decision to leave the team and give up a game they loved and the potential success it could bring.

On Oct. 21 2006, at halftime of the Syracuse-Louisville football game, the group was recognized and presented with their SU Letterman's jackets, which they never received after leaving the team. Each member of the group also was presented with the Chancellor's Medal in a special ceremony in Lender Auditorium in the Whitman School of Management building by SU Chancellor and President **Dr. Nancy Cantor**


Although mistakenly dubbed the "Syracuse 8" by media reports in 1970, the group included nine individuals: Gregory Allen '72, Richard Bulls '73, John Godbolt '73, Dana Harrell '71, G73, John Lobon '73, Clarence "Bucky" McGill '72, A. Alif Muhammad '71, Duane Walker '80 and Ron Womack '71.

"These events will celebrate the courage and determination of the 'Syracuse 8' to stand up for their values and principles, even in the face of great personal sacrifice," Cantor said. "These alumni are emblematic of the values we want for our students and for ourselves when we face critical issues of justice and equality. Their courage 36 years ago stands today as a beacon and lesson for all of us as we continue to strive for a more just university, community and society."

In 2005, several of the players returned to campus for a special panel discussion on the events surrounding the "Syracuse 8." Following that event, alumnus Art Monk '80 led an effort to create a special University committee to consider, and ultimately plan, a formal SU recognition and honoring of the group. Committee members included Monk, Gregory Allen '72, Dave Bing '66, Peter J. Estrada '82, Daryl Gross, Carmen Harlow '78, John L. Johnson, Floyd Little '67, John Lobon '73, Larry Martin, Angela Y. Robinson '78, Diane M. Weathers '71, Barry L. Wells and Roosevelt R. "Rick" Wright Jr. G'93.

## IMMORTALIZING TWO LEGENDS

The story of legendary Syracuse football star **Ernie Davis** is forever etched in the hearts and minds of Orange football fans around the world. Against Washington his story became a little more tangible as a statue sculpted in his honor was unveiled at halftime. The life-size statue stands 6' 2" tall and weighs about 500 pounds. It depicts Davis, known as "The Elmira Express", standing in his Syracuse uniform holding a helmet under his left arm and a football in his right hand. The bust will be placed in a still undetermined, but prominent place on the SU campus. Rochester artist Sharon Locke, whose work focuses on consciousness, spirituality, and creativity, created the statue from a sketch of the Orange legend.



Ernie Davis

In addition to Davis, legendary tight end **John Mackey** was also the subject of a Syracuse Athletics tribute when his No. 88 jersey was retired at halftime against Illinois on Sept. 15. Mackey played for the Orange from 1960-62 and was selected in the second round of the 1963 NFL Draft by the Baltimore Colts. A five-time Pro Bowler and three-time All-NFL honoree, Mackey played in two Super Bowls with the Colts. The John Mackey Award is presented annually to the nation's top tight end.

Mackey, who now suffers from dementia, and his wife, Sylvia, were on hand as the former All-American's jersey was unveiled in the Carrier Dome rafters

## FROM SYRACUSE TO THE SILVER SCREEN

The unveiling of the statue was not the only tribute to Davis the University has been involved with. SU Athletics has also played a major role in helping Universal Studios bring Davis' story to the big screen. The upcoming film entitled "The Express" is based on the life of the legendary running back and will be released on Oct. 10, 2008. Rob Brown ("Finding Forrester") will play Davis, while veteran actor Dennis Quaid ("Any Given Sunday") will assume the role of Syracuse head coach Ben Schwartzwalder.

The film began shooting the first week of April, 2007 in the Chicago area. Northwestern University's Ryan Field was used to replicate Archbold Stadium, The Cotton Bowl and various other stadiums in which Syracuse played during the late 1950s and early 1960s. Director Gary Fleder ("Runaway Jury") also shot several scenes on Syracuse University's campus in June to close the 53-day shoot.

## INGRAM AND SYLVIA MACKEY HONORED WITH ZUNIC AWARD

**Chris Ingram**, who was honored posthumously, and **Sylvia Mackey**, the wife of Orange All-American John Mackey, were presented with the 2007 Zunic Award at SU's Sept. 15 game against Illinois for inspiring greatness and more. The Zunic Award recognizes friends of SU football who exhibit the courage and spirit of Mike and Judy Zunic.

The memory of Ingram, who passed away in 2005, lives on in the Chris Ingram Foundation, which was founded to continue the legacy of the Fowler High School (1984) and Syracuse University (1989) graduate. The foundation has a scholarship, which it awards based on a point system in the areas of leadership, academics, athletics, character and community involvement.

In May, 2006, Sylvia Mackey wrote a three-page letter to then-NFL commissioner Paul Tagliabue detailing John Mackey's decline. She wrote that dementia "is a slow, deteriorating, ugly, caregiver-killing, degenerative, brain-destroying tragic horror," and appealed to Tagliabue to help. The result is the 88 Plan, a joint effort between the league and the NFL Players Association named after Mackey's jersey number. Under the plan, families of former players who have various forms of dementia can receive money for their care and treatment -- up to \$88,000 a year if the player must live in an outside facility, and up to \$50,000 a year if the player is cared for at home.

The Zunic Award is a "spirit" award that recognizes friends of SU football who exhibit the courage and spirit of Mike '81, who was a four-year starter at linebacker, and Judy Zunic. The award was established in May of 2001 to honor the Zunics who died tragically on July 19, 1989 when a United Airlines flight crashed in Sioux City, Iowa. Responding to the pilot's request for strong-armed volunteers to sit on the exit doors in anticipation of a crash landing, Mike and Judy gave up their seats in first class to sit on the exit door to assist other passengers upon the landing. Mike and Judy died in the crash and those seated in the Zunic's original seating area survived.

# SYRACUSE vs. #13/12 WEST VIRGINIA

• October 6, 2007 (12:00 p.m. • ESPN Regional Television) • Carrier Dome • Syracuse, N.Y. •



## ORANGE SLICES

### Special Teams/Defensive Touchdowns Under Greg Robinson

#### 2007

Max Suter 93-yard kickoff return at Louisville.

#### 2006

Ben Maljovec 27-yard INT return vs. Miami (OH).  
Jerry Mackey 15-yard fumble return at Illinois.

#### 2005

Reggie McCoy 21-yard blocked punt return at Pitt.

### Legend of #44

One of the most storied numbers associated with a football program – Syracuse's #44 – was retired in November, 2005. The jersey now hangs on the top beam in the Carrier Dome, honoring the three individuals who made the #44 famous – Jim Brown, Floyd Little and Ernie Davis.

Brown, who played at SU from 1954-56 and led the team to a Cotton Bowl berth, went on to become the NFL's all-time leading rusher and a member of the Pro and College Football Halls of Fame. He led the league in rushing eight times. Many still point to him as the greatest running back of all time.

Davis played for the Orange from 1959-61. He won the 1961 Heisman Trophy, becoming the first African-American to do so, and was a starter on SU's 1959 national championship team. Davis also signed to play with the Cleveland Browns, but the devastating combination of Davis and Brown in the same backfield never came to pass. Davis died of leukemia in 1963. He was later inducted into the College Football Hall of Fame.

Little, a three-time All-America selection, played for SU from 1964-66 and led the team to the Sugar Bowl in 1964 and the Gator Bowl in 1966 (teaming in the backfield with Larry Csonka in the latter). Little was the greatest kick returner in Orange history. In addition to breaking the records of Brown and Davis, he led the nation in all-purpose yardage in 1965, averaging 199 yards per game. Little went on to have a tremendous career with the Denver Broncos. He, too, was inducted into the College Football Hall of Fame.

How much does number 44 mean to Syracuse University and the surrounding community? For starters, the university zip code was changed a few years ago from 13210 to 13244. And in 1988, when the university changed phone systems, the exchange was changed from 423 to 443. One of the student hangouts in the Marshall Street area was named simply "44s". Number 44 not only has come to represent football greatness, it has become a part of the university's and the community's identity.

## 2007 TURNOVER RESULTS

### SYRACUSE

Game	Fum	Int.	Total	Points Off
Washington	0	0	0	0
Iowa	1	2	3	0
Illinois	0	0	0	0
Louisville	2	2	4	3
Miami (OH)	0	3	3	7
<b>TOTALS</b>	<b>3</b>	<b>7</b>	<b>10</b>	<b>10</b>

### OPONENTS

Game	Fum	Int.	Total	Points Off
Washington	1	0	1	7
Iowa	0	1	1	7
Illinois	0	0	0	0
Louisville	2	0	2	14
Miami (OH)	1	0	1	7
<b>TOTALS</b>	<b>4</b>	<b>1</b>	<b>5</b>	<b>35</b>

## ROBINSON WELCOMES NEW STAFF MEMBERS

Syracuse head football coach **Greg Robinson** had several coaches join the staff in the offseason. **Derrick Jackson** (defensive line) made his way to the Salt City after coaching the same position group at Michigan State in 2006. Jackson also coached the defensive tackles at Northern Illinois in 2005 and helped the squad to a share of the MAC West title. He replaces the departed Tim Cross working with SU's front-line defenders.

Longtime Northwest High School (Md.) head coach **Randy Trivers** is in his first year as the Orange's running backs coach. He took the place of **Desmond Robinson**, who now serves as SU's Assistant Athletic Director for Football Operations. Trivers boasts 12 Coach of the Year Awards from various organizations and led the Jaguars to the 2004 Maryland 3A State Championship.

**Chris Wiesehan** replaced Bob Wylie as SU's offensive line coach. Wiesehan spent the 2006 season coaching the offensive line at James Madison. He also served as an offensive assistant with the Tampa Bay Buccaneers in 2005, and guided Northern Arizona to two Division I-AA playoff appearances as offensive coordinator/assistant head coach in 2001 and 2003.

While not a new face, linebackers coach **Steve Russ** has new duties in 2007. Robinson promoted Russ to defensive coordinator following the 2006 campaign.

## A WINNING TRADITION IN THE DOME

The Carrier Dome is one of the most recognizable stadiums in college athletics and it celebrated its 25th anniversary in 2005. Since its opening in 1980 the building has been home to SU's football and men's basketball teams. The Orange men's and women's lacrosse teams and the women's basketball team also play its home contests in the facility. Syracuse posted home wins against Miami (OH), Wyoming and Connecticut in 2006 to finish with a record of 3-3 in the Dome. It was the 25th time the Orange finished at least .500 at home since it the building opened. So far this season Syracuse is 0-2 in facility, losing to Washington and Illinois.

- Syracuse's football record in the Dome is 107-54-2 since it opened in 1980.
- The Orange has posted three undefeated seasons at the Carrier Dome (1987, 1988, 2001). SU went 6-0 at the Loud House in each of those years.
- SU won a school-record 16 straight Dome encounters from Oct. 4, 1986 when it beat Missouri, 41-9, to Oct. 7, 1989 when it lost to Florida State, 41-10. It's the team's longest home winning streak.
- SU's 100th Carrier Dome victory came against Cincinnati on Sept. 18, 2004.
- The largest crowd in Dome history showed up for the opening of the building on Sept. 20, 1980. A crowd of 50,564 watched SU defeat Miami (OH), 36-24.
- SU has posted a .500 record in 25 of the building's previous 27 seasons.
- The Orange men's lacrosse team has a remarkable 165-23 record at the Carrier Dome (.878), and the men's basketball team has led the nation in average home attendance 12 times and has been runner-up 11 times since the building opened.

# SYRACUSE vs. #13/12 WEST VIRGINIA

• October 6, 2007 (12:00 p.m. • ESPN Regional Television) • Carrier Dome • Syracuse, N.Y. •



## ORANGE SLICES

### The New Radio Home of the Orange

Syracuse University athletics has a new radio home. Galaxy Communications' TK99 (99.5FM, WTKW) will serve as the flagship station for the Syracuse ISP Sports Network. Director of Athletics **Dr. Daryl Gross** and Galaxy President and CEO Ed Levine developed the partnership, which was announced on April 23, that includes the broadcast of Syracuse football, men's and women's basketball and men's lacrosse, in addition to promotional opportunities.

The partnership includes the **Greg Robinson Show**, which airs every Wednesday during the season from 8:05-9:00 p.m. Home gameday coverage begins three hours prior to kickoff with the The Gomez & Dave Tailgate Hour live from the Sheraton. Two hours before start time coverage is live from the SU quad followed by the Orange Pre-game Show, which begins one hour before kickoff.

#### SYRACUSE RADIO NETWORK AFFILIATES

##### Central New York

Syracuse	WTKW-FM	99.5
	<i>(Flagship)</i>	
Auburn	WAUB-AM	1590
Cortland	WKRT-AM	920
Ithaca	WPIE-AM	1160
Utica	WKLL-FM	94.9

##### Capital Region

Albany	WGY-AM	810
(Coaches Show)	WVFX-AM	980

##### New York City/Long Island

Manhattan	WEPN-AM	1050
-----------	---------	------

##### North Country

Massena	WYBG-AM	1050
Watertown	WOTT-FM	100.7
	WATN-AM	1240
Oswego	WTKV-FM	105.5
Plattsburgh	WVMT-AM	620
Colchester, VT	WVMT-AM	620

##### Western New York

Buffalo	TBD	
Canandaigua	WCGR-AM	1550
Dundee	WFLR-AM	1570
Geneva	WGVA-AM	1240
Newark	WACK-AM	1420
Rochester	WHAM-AM	1180
(Coaches Show)	WHTK-AM	1280
Seneca Falls	WSFW-AM	1110

##### Southern Tier

Binghamton	WNBF-AM	1290
------------	---------	------

## WATCH THESE ORANGE

Three members of the 2007 Syracuse football squad have been named to preseason watch list for national awards. Junior **Curtis Brinkley (Philadelphia, Pa.)** is a candidate for the Doak Walker Award (top running back), senior **Jameel McClain (Philadelphia, Pa.)** is a nominee the Ted Hendricks Award (defensive end of the year) and junior **Patrick Shadle (Morgantown, W.Va.)** is a candidate for the Lou Groza Award (kicker of the year).

The 2007 Doak Walker winner will be announced live on ESPN on Thursday, Dec. 6. The selection committee consists of former NFL All-Pro and college All-America running backs, media members and selected special representatives.

On field performance, winning attitude, leadership abilities and contributions to school and community and academic attentiveness are taken into consideration for the Hendricks Award. The selection committee includes members of the national media, coaches, professional scouts and former winners.

The 30 candidates for the Groza Award were selected based on statistics from the 2006 season and 2007 preseason expectations. A panel of more than 300 experts, including coaches, sports writers and sportscasters, conference representatives, professional kickers and all previous Groza Award finalists will select this year's winner.

## REMEMBERING 1987

The 2007 SU football campaign marks the 20th anniversary of one of the greatest seasons in Orange history. In 1987, head coach Dick MacPherson and his charges posted the school's last undefeated season. The 1987 Orange rolled to an 11-0-1 record. Its only blemish was a 16-16 tie against Auburn in the Sugar Bowl when Tigers' head coach Pat Dye elected to kick a game-tying field goal with one second left on the clock. The Orange finished fourth in the Associated Press and UPI polls, its highest ranking since the 1959 championship squad was ranked No. 1.

### 1987 Results (11-0-1)

Date	Opp.	Result	Score
9/5	MARYLAND	W	25-11
9/12	at Rutgers	W	20-3
9/19	MIAMI (OH)	W	24-10
9/26	at Virginia Tech	W	35-21
10/3	at Missouri	W	24-13
10/17	PENN STATE	W	48-21
10/24	COLGATE	W	52-6
10/31	at Pittsburgh	W	24-10
11/7	at Navy	W	34-10
11/14	BOSTON COLLEGE	W	45-17
11/21	WEST VIRGINIA	W	32-31
<b>Sugar Bowl (New Orleans, La.)</b>			
1/1	vs. Auburn	T	16-16

One of the most exciting moments of the year came in the the final regular-season game at the Dome when quarterback Don McPherson hit Pat Kelly for a 17-yard touchdown with less than a minute to play, and pitched to Michael Owens on the ensuing two-point conversion to lift SU to a 32-31 triumph and keep SU's unbeaten season alive.

### 1987 Tidbits

- Dick MacPherson was named the National Coach of the Year. He is currently part of SU's radio crew providing analysis on pregame and postgame shows.
- Eleven Orange players earned All-America honors.
- Syracuse accumulated at least 400 yards of total offense nine times.
- Don McPherson finished second in the Heisman Trophy voting behind Notre Dame's Tim Brown.
- The Orange claimed the Lambert/Meadowlands Trophy for the first time since 1966. The trophy was awarded to the east's top independent football team.
- Six players were taken in the 1988 NFL Draft, including first-round pick Ted Gregory.

## FOUR DEGREES OF SEPARATION

Four members of the 2007 Syracuse University football team have earned their bachelor's degrees. Senior defensive end **Jameel McClain (Philadelphia, Pa.)**, redshirt junior linebacker **Vincenzo Giruzzi (Utica, N.Y.)**, senior tight end **Kyle Bell (Philadelphia, Pa.)** and senior running back **Jeremy Sellers (Rawlings, Md.)** have all completed their undergraduate coursework. McClain was a dual major in communication and rhetorical studies and sociology. Giruzzi got his degree in information management and technology. Bell's degree is in communication and rhetorical studies and Sellers received his degree in political science. Their hard work in the classroom is another testament to the SU program, which has received the American Football Coaches Association (AFCA) award for academic achievement 16 times, the eighth-best total in the country.

# SYRACUSE vs. #13/12 WEST VIRGINIA

• October 6, 2007 (12:00 p.m. • ESPN Regional Television) • Carrier Dome • Syracuse, N.Y. •

## ORANGE SLICES

### Manley Makeover

Visitors to Manley Field House will notice a dramatic change in the lobby area. The lobby includes display cases that highlight each of Syracuse's 21



varsity sports. Large graphics depicting each sport were added to the cases that include trophies, equipment and other memorabilia. The display includes a tribute showcase for Orange coaching legend **Roy Simmons Sr.**, as well as a tribute to Syracuse's discontinued sports.

The highlight of the lobby is "Championship Row" which includes Syracuse's national championship trophies.

Syracuse Board of Trustee emeritus Manny Shemin '52 made the lead gift of the lobby project. DJS Design, based in Charlotte, N.C., provided the design for the project.

### Gridiron and Hardwood Success

Syracuse is one of 13 schools in the country to have played in a bowl game that is currently part of the Bowl Championship Series and advanced to the Sweet 16 of the NCAA Men's Basketball Tournament in the same year. The Orange accomplished that feat in 1997-98.

School	Bowl Game	NCAA Tour. Round
Syracuse	1998 Fiesta Bowl	Sweet 16
Arizona	1994 Fiesta Bowl*	Final Four
Florida	1999 Orange Bowl*	Sweet 16
	2006 Rose Bowl*	NCAA Champs
	2007 Fiesta Bowl*	NCAA Champs
Illinois	2002 Sugar Bowl	Sweet 16
Kentucky	1951 Sugar Bowl*	NCAA champs
Maryland	2002 Orange Bowl	NCAA champs
Oregon	2002 Fiesta Bowl*	Elite Eight
Ohio State	1999 Sugar Bowl*	Final Four
	2007 Fiesta Bowl	Final Four
UCLA	1976 Rose Bowl*	Final Four
	1962 Rose Bowl	Final Four
USC	2007 Rose Bowl*	Sweet 16
Utah	2005 Fiesta Bowl*	Sweet 16
West Virginia	2006 Sugar Bowl*	NCAA Sweet 16
Wisconsin	2000 Rose Bowl *	Final Four

\* Indicates school won the bowl game

## LOOKING AT THE ORANGE'S 2007 OPPONENTS

SU's 2007 opponents are 37-21 so far this season and three of its opponents are still undefeated (USF, Connecticut and Cincinnati). Syracuse's foes had a combined record of 78-72 in 2006 with six earning bowl invitations. Five of the six won its postseason game.

TEAM	2007 Record			2006	Bowl
	W	L	Pct.		
Washington	2	3	.400	5-7	
Iowa	2	3	.400	6-7	Alamo Bowl (lost to Texas, 26-24)
Illinois	4	1	.800	2-10	
Louisville	3	2	.600	12-1	Orange Bowl (beat Wake Forest, 24-13)
Miami (OH)	2	3	.400	2-10	
West Virginia	4	1	.800	11-2	Gator Bowl (beat Georgia Tech, 38-35)
Rutgers	3	1	.750	11-2	Texas Bowl (beat Kansas State, 37-10)
Buffalo	1	4	.200	2-10	
Pittsburgh	2	3	.400	6-6	
USF	4	0	1.000	9-4	Papajohn's.com Bowl (beat East Carolina, 24-7)
Connecticut	5	0	1.000	4-8	
Cincinnati	5	0	1.000	8-5	International Bowl (beat Western Michigan, 27-24)

## SU IN THE 2007 NCAA STATISTICAL RANKINGS

### INDIVIDUAL

Player	Category	Rank	Statistic
Arthur Jones Joe Fields	Tackles for loss	6th (tie)	1.7
	Interceptions	19th (tie)	0.6
	Solo Tackles	71st (tie)	5.2
Jameel McClain Rob Long Max Suter	Forced Fumbles	20th (tie)	.40
	Punting	27th	42.81
	Kickoff Returns	29th	27.9
	All-Purpose Yards	83rd	117.2
Andrew Robinson	Pass Efficiency	39th	139.5
	Passing Yards	37th	1,145
	Passing Yards per game	47th	229.0
	Total Offense	61st (tie)	219.6
	Completions per game	70th (tie)	15.6
	Receiving Yards	57th (tie)	342
Taj Smith	Receiving Yards per game	72nd (tie)	68.4
	Field Goals per game	60th (tie)	1.0
Patrick Shadle			

### TEAM

Rushing	118th	40.6
Passing Offense	57th	232.0
Total Offense	113th	272.6
Scoring Offense	113th	16.8
Rush Defense	111th	231.4
Pass Defense	87th	253.4
Total Defense	111th	484.8
Scoring Defense	100th	34.0
Net Punting	85th	33.3
Punt Returns	72nd	8.7
Kickoff Returns	15th	26.04
Turnover Margin	18th (tie)	+ 1.0
Fumbles Recovered	68th (tie)	3
Passes Intercepted	21st (tie)	7
Fumbles Lost	52nd (tie)	4
Passes Had Intercepted	1st (tie)	1
Turnovers Gained	50th (tie)	10
Turnovers Lost	7th (tie)	5
Pass Efficiency	29th	141.1
Pass Efficiency Defense	95th	138.57
Fewest Penalties/Game	80th (tie)	7.2
Fewest Penalty Yards per Game	58th (tie)	55.2
Punt Return Yardage Defense	94th	13.06
Kickoff Return Yardage Defense	25th	19.53
Sacks	103rd (tie)	1.0
Tackles for Loss	89th (tie)	5.4
Sacks Allowed	118th	4.4
Tackles for Loss Allowed	103rd	7.8
Third Down Conversion	108th (tie)	2.92
Fourth Down Conversion	50th (tie)	50.0
Third Down Conversion Defense	112th	50.7
Fourth Down Conversion Defense	57th (tie)	50.0
Time of Possession	115th	27:02

# SYRACUSE vs. #13/12 WEST VIRGINIA

• October 6, 2007 (12:00 p.m. • ESPN Regional Television) • Carrier Dome • Syracuse, N.Y. •

## HERE'S TO YOU MR. ROBINSON

Sophomore **Andrew Robinson** (Baltimore, Md.) has thrown two or more touchdowns in each of the last two outings ... He has not thrown an interception in his last 104 attempts ... His 229.0 passing yards per game rank third in the BIG EAST, 47th in the country and second on Syracuse's single season yards per game record list ... He ranks 39th nationally with a 139.5 passing efficiency and 37th with 1,145 passing yards ... Robinson is fourth in the BIG EAST with 1,098 total yards ... At Miami (OH), he threw two touchdowns and was 17-for-36 for 236 yards ... He connected with Mike Williams in the third quarter on a 43-yard touchdown toss ... Trying to mount a comeback, Robinson hit Taj Smith in the endzone to pull the Orange to within three late in the fourth quarter ... He helped SU earn 10 first downs through the air ... At Louisville, his breakout performance of 423-yards and four touchdowns earned him BIG EAST Offensive Player of the Week ... The four touchdown passes, which has been accomplished by eight different SU quarterbacks, ties a school record; the last player to do it was Troy Nunes in 2001 against East Carolina ... Robinson's 423 yards is second best in school history behind Marvin Graves' 425 yards against Rutgers in 1992 ... Robinson was 17-for-26 and his 79-yard touchdown pass to Smith on the first play from the line of scrimmage was the longest completion for the Orange since Jamel Riddle had an 87-yard touchdown against Rhode Island in 2002 ... Robinson's other scores came when he hit Da'Mon Merkerson for 42 yards, Smith for 60 yards and Williams for 17 yards ... Against Illinois, he was 17-for-26 for 208 yards ... His third-quarter connection with Curtis Brinkley for 62-yard pass, setup the Orange's first touchdown of the game ... At Iowa, he finished 7-for-20 for 79 yards, including a 28-yard completion to Smith in the third quarter ... Against Washington, he was 20-for-32 for 199 yards and a touchdown ... He completed his first five passes for 34 yards and hit five different receivers to start 9-for-11 for 65 yards.



ANDREW ROBINSON

ROBINSON'S CAREER STATISTICS							
	Comp.	Att.	Pct.	Yards	TD	Int.	Long
2006	3	8	.375	20	1	1	14
2007	78	140	.557	1,145	7	1	79
<b>Totals</b>	<b>81</b>	<b>148</b>	<b>.547</b>	<b>1,165</b>	<b>8</b>	<b>2</b>	<b>79</b>

## SYRACUSE SEASON YARDS PER GAME RECORD LIST

1.	231.5	Marvin Graves	1993
2.	<b>229.0</b>	<b>Andrew Robinson</b>	<b>2007</b>
3.	212.8	Don McPherson	1987
4.	208.7	Marvin Graves	1992
5.	207.3	Donovan McNabb	1997
6.	194.0	Donovan McNabb	1998
7.	188.7	Todd Philcox	1988
8.	181.0	Donovan McNabb	1995
9.	180.3	R.J. Anderson	2003
10.	173.8	Marvin Graves	1991

## SYRACUSE CAREER YARDS PER GAME RECORD LIST

1.	196.9	Marvin Graves	1990-93
2.	186.4	Donovan McNabb	1995-98
3.	149.0	Don McPherson	1983-87
4.	127.3	Perry Patterson	2003-06
5.	120.5	Troy Nunes	1999-02
6.	<b>116.5</b>	<b>Andrew Robinson</b>	<b>2006-</b>
7.	111.9	R. J. Anderson	2000-03
8.	111.4	Pat Stark	1951-53
9.	110.8	Todd Philcox	1985-88
10.	100.7	Bernie Custis	1948-50

## IT'S TAJ'S WORLD

Junior **Taj Smith** (Newark, N.J.) is causing the opposition problems with three touchdowns and 254 receiving yards in his last two outings ... In nine career games, Smith has produced six 50-plus yard performances ... He has caught at least one pass in his past eight outings ... He ranks sixth in the BIG EAST and 72nd nationally by averaging 68.4 yards a game this season ... His 342 receiving yards are 57th best in the country ... At Miami (OH), he caught a career-high six passes, while gaining 81 yards ... Late in the fourth quarter he caught a 28-yard touchdown pass from Andrew Robinson ... At Louisville, Smith had a career-best 173-receiving yards and two touchdowns ... His 79-yard touchdown reception was the longest of his career ... In the third quarter he spun out of a tackle and broke for 60 yards for his second touchdown ... In two seasons he is averaging 18.4 yards per catch ... Against Illinois, he had one catch for four yards ... At Iowa, he had three receptions for a team-high 51 yards, including two for more than 20 yards each (20 and 28) ... Smith, the Orange's co-captain, returned to action in the 2007 season-opener against Washington after missing eight games last year with a broken collarbone ... He had five receptions for 33 yards against the Huskies.



TAJ SMITH

SMITH'S CAREER STATISTICS					
	Recpt	Yards	Avg.	TD	Long
2006	12	227	18.6	3	65
2007	19	342	18.0	3	79
<b>Totals</b>	<b>31</b>	<b>569</b>	<b>18.4</b>	<b>6</b>	<b>79</b>

## MARVELOUS MIKE

Sophomore receiver **Mike Williams** (Buffalo, N.Y.) continued his success by catching a career-high tying five passes for a season-high 97 yards and one touchdown at Miami (OH) ... He scored Syracuse's first touchdown of the game with a 43-yard reception ... He has 16 receptions for 260 yards in four games in 2007 ... At Louisville, he had five receptions and 83 yards ... In the fourth quarter he had a 17-yard touchdown reception for his second score of the season ... Against Illinois, he had two receptions for 33 yards, including a 17-yard gain on third-and-four late in the second quarter ... At Iowa, he caught one pass for 12 yards ... He hauled in a 10-yard touchdown pass from Andrew Robinson in the 2007 season-opener against Washington and finished the game with three catches for 35 yards ... He led the team in 2006 with 461 receiving yards (46.1 yards a game, 19.2 yards a reception) and four touchdowns.



MIKE WILLIAMS

WILLIAMS' CAREER STATISTICS					
	Recpt	Yards	Avg.	TD	Long
2006	24	461	19.2	4	47
2007	16	260	16.2	3	43
<b>Totals</b>	<b>40</b>	<b>721</b>	<b>18.0</b>	<b>7</b>	<b>47</b>

## SYRACUSE CAREER RECEIVING YARDS PER GAME RECORD LIST

1.	75.8	Rob Moore	1987-89
2.	72.0	Rob Carpenter	1989-90
3.	63.4	Marvin Harrison	1992-95
4.	<b>63.2</b>	<b>Taj Smith</b>	<b>2006-</b>
5.	62.2	Tommy Kane	1985-87
6.	59.9	Qadry Ismail	1989-92
7.	52.2	Shelby Hill	1990-93
8.	50.8	Mike Siano	1982-85
9.	<b>48.1</b>	<b>Mike Williams</b>	<b>2006-</b>
10.	48.0	Scott Schwedes	1983-86
11.	47.0	Art Monk	1976-79

# SYRACUSE vs. #13/12 WEST VIRGINIA

• October 6, 2007 (12:00 p.m. • ESPN Regional Television) • Carrier Dome • Syracuse, N.Y. •

## FULL STEAM AHEAD

Junior running back **Curtis Brinkley** (Philadelphia, Pa.) is third on the team with 149 receiving yards on nine catches and is second with 296 all-purpose yards ... On the ground, Brinkley has accumulated 147 yards on 59 rushes ... At Miami (OH), he rushed for 36 yards on 12 attempts ... At Louisville, he carried the ball 23 times for 53 yards, including a 20-yard gain in the third quarter ... Against Illinois, he led the team with a career-best 89 receiving yards on a career-high tying four catches ... He sparked the Syracuse offense when he broke two tackles and went for a career-long 62 yards on a screen pass, allowing Jeremy Sellers to score SU's first touchdown ... Brinkley carried the ball 18 times for 54 yards ... At Iowa, he rushed for a team-high 36 yards on 12 carries, including consecutive runs of nine, seven and 14 yards in the fourth quarter ... Against Washington, Brinkley had four receptions for a then career-best 63 yards, including a 28-yard catch.



CURTIS BRINKLEY

### BRINKLEY'S CAREER STATISTICS

	Carries	Yards	Avg.	TD	Long
2005	7	26	3.7	0	11
2006	139	571	4.1	2	26
2007	71	183	2.6	0	16
Totals	217	780	3.6	2	26

	Recpt	Yards	Avg.	TD	Long
2005	0	0	0.0	0	0
2006	10	91	9.1	1	20
2007	9	149	16.6	0	62
Totals	19	240	12.6	1	62

## TOSS TO MOSS

Senior receiver **Rice Moss** (North Bethesda, Md.) continues his consistent play with one reception in 27-of-29 career games played ... At Miami (OH), he had three receptions for 34 yards ... At Louisville, he caught two passes for 33 yards ... Against Illinois, he caught one pass for five yards ... He had a 13-yard reception against Washington in the 2007 season-opener ... He was SU's third-leading receiver as a junior, catching 23 passes for 272 yards ... He has averaged at least 10.0 yards per catch in each of his three seasons at Syracuse.



RICE MOSS

### MOSS' CAREER STATISTICS

	Recpt	Yards	Avg.	TD	Long
2004	4	40	10.0	0	16
2005	26	359	13.8	0	50
2006	23	272	11.8	1	23
2007	7	85	12.1	0	19
Totals	60	756	12.6	1	50

## NESHEI-CAUGHT

Senior tight end **Jawad Nesheiwat** (Poughkeepsie, N.Y.) has eight catches for 127 and one touchdown this season ... At Miami, (OH) he had two catches for 13 yards ... At Louisville, 85 total receiving yards and a 48-yard reception were both career-bests ... Against Illinois, he leaped into the endzone in the fourth quarter to give him his first touchdown of the season ... He caught two passes for 14 yards ... Against Washington, he had a then career-long 15-yard reception in the second quarter ... He was awarded a sixth year of eligibility in May, 2007, by the NCAA ... The Poughkeepsie native made the Orange squad as a walk-on in 2005 and earned a scholarship for the 2006 season.



JAWAD NESHEIWAT

### NESHEIWAT'S CAREER STATISTICS

	Recpt.	Yards	Avg.	TD	Long
2006	11	56	5.1	2	14
2007	8	127	15.9	1	48
Totals	19	183	9.6	3	48

## MERKERSON MIXES IN RECEIVER ROTATION

True freshman wide receiver **Da'Mon Merkeron** (Passaic, N.J.) scored his first career touchdown, a 43-yard pass from Andrew Robinson in the second quarter at Louisville ... Against Illinois, he made his Orange debut and caught two passes for 22 yards ... He has played in three games in his first year for the Orange.



DA'MON MERKERSON

### MERKERSON'S CAREER STATISTICS

	Recpt	Yards	Avg.	TD	Long
2007	3	64	21.3	1	42

## ALL BUYERS FOR SELLERS

Senior running back **Jeremy Sellers** (Rawlings, Md.) has gained 49 yards on 21 carries and 31 yards on two catches this season ... At Miami (OH), he rushed for 14 yards on six carries ... Against Illinois, he scored his first career touchdown with a two-yard rush up the middle in the third quarter ... He also caught a 27-yard pass in the fourth quarter, the longest of his career ... At Iowa, he rushed for 17 yards on seven carries, including a career-long nine-yard run ... Against Washington, he had three rushes, which were his first attempts since he had two carries against Georgia Tech in the Champs Sports Bowl in 2004 ... Sellers is also one of SU's standout special teams performers.



JEREMY SELLERS

### SELLERS' CAREER STATISTICS

	Carries	Yards	Avg.	TD	Long
2004	14	31	2.2	0	6
2005	0	0	0.0	0	0
2006	0	0	0.0	0	0
2007	21	49	2.3	1	9
Totals	35	80	2.3	1	9

## KAPALANGA CATCH

Senior tight end **Arthur Kapalanga** (Avenel, N.J.) had his first reception of the 2007 season, a five-yard catch at Iowa ... He has played in 25 games for the Orange after making the team as a walk-on in 2004 and earning a scholarship in 2006.



ARTHUR KAPALANGA

### KAPALANGA'S CAREER STATISTICS

	Recpt.	Yards	Avg.	TD	Long
2005	1	-1	-1.0	0	-1
2006	1	8	8.0	0	8
2007	1	5	5.0	0	5
Totals	3	12	4.0	0	8

## OWEN MAKES PLAYS AT TIGHT END

Sophomore tight end **Mike Owen** (Riverhead, N.Y.) moved to offense after 2007 Spring practice ... He has played in all five games in 2007 ... The versatile player began his Syracuse career as a linebacker and moved to defensive end for the 2006 season ... Against Washington, he had two catches for 15 yards, including a career-long 15-yard reception in the fourth quarter.



MIKE OWEN

### OWEN'S CAREER STATISTICS

	Recpt.	Yards	Avg.	TD	Long
2007	2	15	7.5	0	8

## DURABLE DURAND

Junior guard **Ryan Durand** (Leominster, Mass.) started for the 18th consecutive game at right guard at Miami (OH) ... The National Football Foundation Scholar Athlete of the Year candidate is also an on-field honors candidate, receiving recognition on the Outland Trophy Watch List (Best Offensive Lineman).



RYAN DURAND

# SYRACUSE vs. #13/12 WEST VIRGINIA

• October 6, 2007 (12:00 p.m. • ESPN Regional Television) • Carrier Dome • Syracuse, N.Y. •

## TONY TOUGH

Junior fullback **Tony Fiammetta** (Walkersville, Md.) caught one pass for 10 yards at Louisville ... Against Illinois, he had a career-day when he caught a career-high four passes for 18 yards ... His first career reception came in the second quarter on a three-yard catch

### FIAMMETTA'S CAREER STATISTICS

	Carries	Yards	Avg.	TD	Long
2005	0	0	0	0	0
2006	8	15	1.9	0	7
2007	1	0	0	0	0
<b>Totals</b>	<b>9</b>	<b>15</b>	<b>1.7</b>	<b>0</b>	<b>7</b>

	Recept.	Yards	Avg.	TD	Long
2005	0	0	0	0	0
2006	0	0	0	0	0
2007	5	28	5.6	0	11
<b>Totals</b>	<b>5</b>	<b>28</b>	<b>5.6</b>	<b>0</b>	<b>11</b>



TONY  
FIAMMETTA

## GOLDEN TOE

Junior **Patrick Shadle** (Morgantown, W.Va.) is tied for eighth on SU's career field goals made list with 21 and is 10th on the Syracuse all-time attempts list with 27 ... At Miami (OH), the junior missed a career-long 50-yard try ... At Louisville, he made a 26-yard field goal in the third quarter ... The 44-yard field goal he connected on in the third quarter against Illinois was the second longest of his career ... He tied his personal best in field goals made in a game by making two against Illinois and against Washington ... He has hit two field goals in one game seven times for the Orange (the others are vs. Iowa, Miami (OH), Wyoming, Louisville and Connecticut in 2006).



PATRICK  
SHADLE

### SHADLE'S CAREER STATISTICS

	FG-FGA	Long	PAT-Att.	Points
2005	0-1	0	0-0	0
2006	16-18	46	21-21	69
2007	5-8	44	9-10	14
<b>Totals</b>	<b>21-27</b>	<b>46</b>	<b>30-31</b>	<b>75</b>

### MOST CAREER FIELD GOALS MADE

- 57 John Biskup 1989-92
- 53 Dave Jacobs 1975-78
- 49 Nate Trout 1996-99
- 47 Don McAulay 1983-85
- 42 Gary Anderson 1979-81
- 42 Collin Barber 2001-04
- 28 Tim Vesling 1985-87
- 21 George Jakowenko 1968-70
- 21 Patrick Shadle 2005-
- 16 Kevin J. Greene 1987-88

## HOGUE CHECKS IN

Freshman running back **Doug Hogue** (Yonkers, N.Y.) recorded his first career rushing attempts when he ran for 13 yards on three attempts against Illinois ... All three rushes came in the fourth quarter and included a nine-yard run up the middle for a first down.

### HOGUE'S CAREER STATISTICS

	Carries	Yards	Avg.	TD	Long
2007	3	13	4.3	0	9




DOUG  
HOGUE

## LOBDELL SEEING ACTION

Sophomore receiver **Lavar Lobdell** (Syracuse, N.Y.) has played in all five games this season ... At Miami (OH), he made one reception for 11 yards ... At Iowa, he made his second reception of the season on a 12-yard catch in the second quarter ... Against Washington, he caught one pass for nine yards ... He was one of 40 players to participate in all 12 games in 2006.

### LOBDELL'S CAREER STATISTICS


	Recept.	Yards	Avg.	TD	Long
2007	3	32	10.6	0	12



LAVAR  
LOBDELL

## 47 LONG

True freshman punter **Rob Long** (Downingtown, Pa.) ranks 27th nationally and third in the BIG EAST with a 42.8 yards per punt average ... Long is third best among all freshmen in the Bowl Championship Subdivision ... At Miami (OH), he punted eight times, averaging 41.4 yards per punt ... His long was 49 yards and he landed three inside the 20-yard line ... At Louisville, he punted six times for 248 yards ... Against Illinois, he booted a career-long 58-yard punt in the third quarter ... He punted five times for 229 yards and averaged 45.8 yards per punt against the Illini ... At Iowa, he averaged 42.6 yards per punt, including a 56-yard boot ... Against Washington, he averaged 44.5 yards per punt, including one for 52 yards.



ROB  
LONG

### LONG'S CAREER STATISTICS

	No.	Yds.	Avg.	Long	TB	FC	I20	Blkd
2007	31	1,327	42.8	58	5	9	8	0

## MR. EXPERIENCE

Senior **Carroll Madison** (Houston, Texas) is one of the most experienced Orange linemen ... Madison has started 26 consecutive games for the Orange on the offensive line, including at guard and tackle ... He has also played center for the Orange.

Other members of the Orange offensive line include **Corey Chavers** (Jamesville, N.Y.) and **Larry Norton** (Apple Valley, Minn.), who made their fifth-consecutive starts at Miami (OH) ... Chavers has started in all 12 games he has played at Syracuse, while Norton made his first career start against Washington.



CARROLL  
MADISON

## EVERY PLAY STARTS WITH MCKENZIE

At Miami (OH), redshirt freshman **Jim McKenzie** (Springfield, Pa.) started his third consecutive game ... He made his first career start at center in place of the injured senior Marvin McCall against Illinois ... He replaced an injured McCall during the Iowa game.



JIM  
MCKENZIE

## THE SPECIALIST

The Orange infused junior **John Barker** (Avon, Mass.) into the offensive formation to pitch him the ball for quick-kicks ... He has punted three times this season, landing two inside the 20-yard line ... Against Illinois, he had one punt for 34 yards, which was fair caught on the 12-yard line ... He made his collegiate debut as a punter against Washington ... His first career punt in the first quarter, a 65-yard quick-kick (the longest punt in the BIG EAST this season) pinned Washington on its own 12 ... Barker has also played on offense for the Orange as a reserve receiver at South Florida in 2006 ... He made the team as a walk-on in 2005 and earned a scholarship for the 2007 season.



JOHN  
BARKER

### BARKER'S CAREER STATISTICS

	No.	Yds.	Avg.	Long	TB	FC	I20	Blkd
2007	3	146	48.7	65	1	0	2	0

# SYRACUSE vs. #13/12 WEST VIRGINIA

• October 6, 2007 (12:00 p.m. • ESPN Regional Television) • Carrier Dome • Syracuse, NY •

## JAMEEL McCLAIN: A NATIONAL FORCE

Senior defensive end and team captain **Jameel McClain (Philadelphia, Pa.)** is 19th in The BIG EAST Conference with a 6.6 tackles per contest average ... His two forced fumbles and 0.40 forced fumbles per game clip is tied for first in The BIG EAST Conference and tied for 20th nationally ... McClain ranks third for SU with 33 tackles ... The 2007 All-America, Nagurski Award (Best Defensive Player) and Ted Hendricks Award (Best Defensive End) candidate ranks second on the Orange with 1.5 sacks this season ... He is 3.0 tackles for loss shy of tying for 10th all-time on the SU career tackles for loss list ... At Miami (OH), McClain became the first SU player since Kelvin Smith (Miami OH, 2006) to block a field goal attempt ... He tallied five tackles against the RedHawks ... At Louisville, McClain earned BIG EAST honor roll accolades after he increased his career sack total to 12, forced one fumble and intercepted the first pass of his Orange career ... McClain's third quarter interception against the Cardinals was returned 38 yards and set up a 26-yard Patrick Shadle field goal ... He posted seven tackles, including two for loss, at Louisville ... Against Illinois, McClain led all Syracuse down linemen with seven tackles, including three solo stops ... At Iowa, McClain tallied 0.5 sacks, had eight tackles, a forced fumble and a fumble recovery ... Against Washington, McClain led all Syracuse defensive down linemen with six tackles, including 0.5 for loss ... McClain led the Orange defense in 2006 with 14.5 TFL and 9.5 sacks, ranking sixth and 10th on the SU single-season charts, respectively.



JAMEEL  
McCLAIN

### McCLAIN'S CAREER STATISTICS

	Tackles	Assists	Tot.	TFL	INT	Sacks	FF	Fumble Rec.
2004	6	5	11	0.0-0	0	0.0-0	0	1-0 yds
2005	13	7	20	1.0-10	0	1.0-10	0	0-0 yds
2006	32	37	69	14.5-61	0	9.5-51	1	1-0 yds
2007	16	17	33	3.5-15	1	1.5-12	2	1-0 yds
<b>Totals</b>	<b>67</b>	<b>66</b>	<b>133</b>	<b>19.0-86</b>	<b>1</b>	<b>12.0-73</b>	<b>3</b>	<b>3-0 yds</b>

### CAREER TACKLES FOR A LOSS

- 50.5-297 Dwight Freeny 1998-01
  - 40.0-213 Duke Pettijohn 1997-00
  - 38.0-145 Louis Gachelin 2000-03
  - 34.5-87 Clifton Smith 1999-02
  - 33.0-107 Antwuan Ponds 1994-97
  - 30.0-90 Christian Ferrara 2000-03
  - 30.0-119 James Wyche 2002-05
  - 24.0-89 Keith Bulluck 1996-99
  - 22.5-108 Josh Thomas 2000-03
  - 22.5-92 Rich Scanlon 2000-03
  - 21.5-108 Ryan LaCasse 2002-05
- Next 19.0-86 Jameel McClain 2004-**

## FIELDS DOES IT AGAIN

Senior free safety **Joe Fields (Houston, Texas)** is tied for sixth in The BIG EAST Conference with 8.4 tackles per game ... The All-America candidate's 0.6 interceptions per game is tied for fifth in The BIG EAST Conference and ranks 20th nationally ... Fields is tied for 71st nationally with 5.50 solo tackles per contest ... He leads the Orange with 42 tackles, including 26 solo stops ... At Miami (OH), Fields collected the sixth and seventh interceptions of his Orange career ... Fields also had two interceptions against Connecticut in 2006 ... Fields totaled six tackles against the RedHawks ... At Louisville, Fields collected 10 tackles, and the 100th of his Orange career ... Against Illinois, he led the Orange defense for the second straight week with 10 tackles, including eight solo ... At Iowa, Fields paced the Syracuse defense with a squad-best 10 tackles, including 0.5 for loss, and had an interception ... Against Washington, he tallied six tackles ... He has started 18 consecutive games in the secondary ... Fields moved to free safety from quarterback prior to the 2006 season.



JOE  
FIELDS

### FIELDS' CAREER STATISTICS

	Tackles	Assists	Tot.	TFL	INT	Sacks	FF	Fumble Rec.
2006	36	30	66	2.0-8	4	1.0-7	0	0-0 yds
2007	26	16	42	0.5-1	3	0.0-0	0	0-0 yds
<b>Total</b>	<b>62</b>	<b>46</b>	<b>108</b>	<b>2.5-9</b>	<b>7</b>	<b>1.0-7</b>	<b>0</b>	<b>0-0 yds</b>

## THE ORANGE'S IRON MAN

Senior cornerback **Downayne Davis (Bronx, N.Y.)** extended his consecutive games-started streak to a club-best 28 at Miami (OH) ... Davis tallied four tackles, all solo stops, and broke up two passes against the RedHawks ... At Louisville, he tallied four tackles, all solo stops, and broke up two passes ... Against Illinois, Davis collected three tackles ... At Iowa, he had seven tackles, including six solo ... Against Washington, he had six tackles, including 1.0 for loss ... The All-America candidate collected his 100th career solo tackle versus the Huskies ... Davis' 70 total tackles in 2006 ranked third on the squad.



DOWAYNE  
DAVIS

### DAVIS' CAREER STATISTICS

	Tackles	Assists	Tot.	TFL	INT	Sacks	FF	Fumble Rec.
2004	5	2	7	0.0-0	0	0.0-0	0	0-0 yds
2005	46	31	77	3.0-17	2	1.0-10	1	1-0 yds
2006	44	26	70	0.5-0	0	0.0-0	1	0-0 yds
2007	22	2	24	2.0-6	0	0.0-0	0	0-0 yds
<b>Totals</b>	<b>117</b>	<b>61</b>	<b>178</b>	<b>5.5-23</b>	<b>2</b>	<b>1.0-10</b>	<b>2</b>	<b>1-0 yds</b>

## BEN'S BEST

Junior **Ben Maljovec (Warren, Pa.)** is tied for third in The BIG EAST Conference with 0.40 fumble recoveries per game ... At Miami (OH), Maljovec posted a career-high 12 tackles, including seven solo stops, in his fifth career start ... At Louisville, he became the first SU player since Terrell Lemon (vs. Wyoming, 2006) to recover two fumbles in a game ... Maljovec's second quarter fumble recovery against the Cardinals was the first of his Orange career ... Maljovec totaled three tackles at Louisville ... Against Illinois, he played in a limited role due to the Syracuse five defensive back set ... At Iowa, he collected four tackles ... Against Washington, Maljovec led the Syracuse linebacking trio with seven tackles, including four assists, in his first career start ... In two-plus seasons, Maljovec has played in 28 games for the Orange, including all five contests in 2007.



BEN  
MALJOVEC

### MALJOVEC'S CAREER STATISTICS

	Tackles	Assists	Tot.	TFL	INT	Sacks	FF	Fumble Rec.
2005	0	1	1	0.0-0	0	0.0-0	0	0-0 yds
2006	9	3	12	0.0-0	2	0.0-0	0	0-0 yds
2007	15	11	26	0.0-0	0	0.0-0	2	2-2 yds
<b>Totals</b>	<b>24</b>	<b>15</b>	<b>39</b>	<b>0.0-0</b>	<b>2</b>	<b>0.0-0</b>	<b>2</b>	<b>2-2 yds</b>

## GIRUZZI: A GIANT ON "D"

Junior weakside linebacker **Vincenzo Giruzzi (Utica, N.Y.)** tallied five tackles at Miami (OH) in his fifth career start ... At Louisville, Giruzzi tallied four tackles, including one for loss ... Against Illinois, he totaled seven tackles, including four solo ... At Iowa, he recorded a career-best eight tackles, including five solo ... Against Washington, Giruzzi tallied six tackles, including three solo, in his first career Orange start ... Giruzzi has played in all 28 games during his Syracuse career, both at linebacker and on special teams.



VINCENZO  
GIRUZZI

### GIRUZZI'S CAREER STATISTICS

	Tackles	Assists	Tot.	TFL	INT	Sacks	FF	Fumble Rec.
2005	6	1	7	0.0-0	0	0.0-0	0	0-0 yds
2006	3	1	4	0.0-0	0	0.0-0	0	0-0 yds
2007	17	13	30	1.0-5	0	0.0-0	0	0-0 yds
<b>Totals</b>	<b>26</b>	<b>15</b>	<b>41</b>	<b>1.0-5</b>	<b>0</b>	<b>0.0-0</b>	<b>0</b>	<b>0-0 yds</b>

# SYRACUSE vs. #13/12 WEST VIRGINIA

• October 6, 2007 (12:00 p.m. • ESPN Regional Television) • Carrier Dome • Syracuse, NY •

## JONES: SIXTH IN THE COUNTRY

Sophomore defensive tackle Arthur Jones (Endicott, N.Y.) is tied for second in the BIG EAST and is tied for sixth nationally with 1.70 tackles for loss per game ... His 8.5 tackles for loss are an SU team-best ... At Miami (OH), Jones tallied seven tackles, including three for loss, and collected 1.0 sacks ... At Louisville, Jones tallied two tackles in his fourth career start ... Against Illinois, Jones collected four tackles, including 2.0 for loss ... At Iowa, he had a personal-best nine tackles, including 2.5 for loss ... Against Washington, he had 1.0 tackles for loss ... Jones has played in every game of his SU career.



ARTHUR JONES

### JONES' CAREER STATISTICS

	Tackles	Assists	Tot.	TFL	INT	Sacks	FF	Fumble Rec.
2006	8	6	14	1.0-5	0	0.5-4	0	1-0 yds
2007	12	11	23	8.5-20	0	1.0-4	0	0-0 yds
Total	20	17	37	9.5-25	0	1.5-8	0	1-0 yds

## JAKE MAKES HIS MARK

Junior middle linebacker Jake Flaherty (Wakefield, R.I.) is 16th in The BIG EAST Conference with 7.2 tackles per game ... Flaherty leads all SU linebackers with 36 tackles this season, including a team-high 19 assists ... At Miami (OH), Flaherty totaled eight tackles in his fifth career start ... At Louisville, Flaherty posted a career-best and team-high 11 tackles, including eight solo stops and 1.5 for loss ... Against Illinois, he tallied seven tackles, including three solo ... At Iowa, Flaherty totaled six tackles ... Against Washington, he had four tackles, including two solo in his first career start ... Flaherty has played in all 28 games of his Orange career.



JAKE FLAHERTY

### FLAHERTY'S CAREER STATISTICS

	Tackles	Assists	Tot.	TFL	INT	Sacks	FF	Fumble Rec.
2005	3	2	5	0.0-0	0	0.0-0	0	0-0 yds
2006	1	3	4	0.5-1	0	0.0-0	0	0-0 yds
2007	17	19	36	1.5-6	0	0.0-0	0	0-0 yds
Totals	21	24	45	2.0-7	0	0.0-0	0	0-0 yds

## SECOND OF THE YEAR, SECOND IN TWO WEEKS

Junior strong safety A.J. Brown (Bealton, Va.) is tied for eighth in The BIG EAST Conference with 0.40 interceptions per contest ... Brown intercepted the fifth pass of his SU career, and the second of the 2007 season, at Miami (OH) and tallied four tackles ... At Louisville, he collected two tackles and tallied his first interception this season ... Against Illinois, he posted seven tackles, including five solo and 1.0 for loss, before leaving with an ankle injury and not returning ... Brown tallied his first career forced fumble against the Illini ... At Iowa, he had six tackles, including two solo and 0.5 for loss ... Against Washington, he led the Orange defense with eight tackles, including six solo ... Brown was one of 40 Syracuse players to play in all 12 games in 2006.




A.J. BROWN

### BROWN'S CAREER STATISTICS

	Tackles	Assists	Tot.	TFL	INT	Sacks	FF	Fumble Rec.
2005	0	0	0	0.0-0	0	0.0-0	0	0-0 yds
2006	11	11	22	0.0-0	3	0.0-0	0	0-0 yds
2007	18	9	27	1.5-3	2	0.0-0	1	0-0 yds
Totals	29	20	49	1.5-3	5	0.0-0	1	0-0 yds

## LOCKDOWN CORNER: NICK CHESTNUT

Junior cornerback Nick Chestnut (Houston, Texas) tallied three tackles at Miami (OH) in his seventh career start ... At Louisville, Chestnut collected a season-high 10 tackles ... His nine solo tackles against the Cardinals matched a career-best ... Against Illinois, Chestnut tallied four tackles, all solo stops ... At Iowa, Chestnut collected four stops ... Against Washington, he tallied five tackles, including two solo ... Chestnut has played in all 28 games of his Syracuse career, including 11 at wide receiver as a true freshman.



NICK CHESTNUT

### CHESTNUT'S CAREER STATISTICS

	Tackles	Assists	Tot.	TFL	INT	FF	Fumble Rec.
2006	36	20	56	0.0-0	2	1	0-0 yds
2007	19	7	26	0.0-0	0	0	0-0 yds
Total	55	27	82	0.0-0	2	1	0-0 yds

## GILBEAUX IN THE BOX

Sophomore defensive end Brandon Gilbeaux (Washington, D.C.) tallied five tackles at Miami (OH) in his fifth career start ... At Louisville, Gilbeaux collected three tackles, including 1.5 for loss ... Against Illinois, Gilbeaux tallied two stops ... At Iowa, he collected five tackles, including a career-best three assists ... Against Washington, Gilbeaux matched a personal-best with five solo tackles, including 1.0 for loss ... Gilbeaux has played in all 17 games of his career at Syracuse.



BRANDON GILBEAUX

### GILBEAUX'S CAREER STATISTICS

	Tackles	Assists	Tot.	TFL	INT	Sacks	FF	Fumble Rec.
2006	11	10	21	2.5-12	0	1.5-11	0	0-0 yds
2007	12	8	20	2.5-6	0	0.0-0	0	0-0 yds
Total	23	18	41	5.0-18	0	1.5-11	0	0-0 yds

## AMONG BEST AT SYRACUSE

Senior defensive tackle Tony Jenkins (Springfield, Va.) ranks ninth on the SU career tackles by a down lineman list with 142 ... At Miami (OH), he tallied 1.0 sacks, forced one fumble and matched a season-high with six tackles, including one for loss, in his 16th consecutive start ... At Louisville, Jenkins totaled two tackles, including 1.0 for loss ... Against Illinois, Jenkins collected three tackles, including 1.0 for loss ... At Iowa, he had 0.5 sacks and five tackles ... He has played in all five games thus far in 2007 ... Jenkins has played in 39 career games at Syracuse, including 27 starts ... Jenkins posted 41 tackles and his 3.5 sacks and 8.5 tackles for loss were the second-best numbers for Syracuse in 2006.



TONY JENKINS

### JENKINS' CAREER STATISTICS

	Tackles	Assists	Tot.	TFL	INT	Sacks	FF	Fumble Rec.
2004	24	25	49	3.0-10	0	0.5-0	0	1-0 yds
2005	15	20	35	1.0-1	0	1.0-6	1	0-0 yds
2006	19	22	41	8.5-32	0	3.5-26	0	1-0 yds
2007	10	7	17	4.0-14	0	2.0-12	0	0-0 yds
Totals	68	74	142	16.5-57	0	7.0-44	1	2-0 yds

### SYRACUSE CAREER TACKLES BY A DOWN LINEMAN

- 341 Tim Green 1982-85
- 275 Kevin Mitchell 1990-93
- 242 Ted Gregory 1984-87
- 208 Jamie Kimmel 1980-84
- 203 James Wyche 2002-05
- 199 Mike Charles 1979-82
- 158 Louis Gachelin 2000-03
- 146 Rob Burnett 1987-89
- 142 Tony Jenkins 2004-
- 141 Blaise Winter 1980-83

# SYRACUSE vs. #13/12 WEST VIRGINIA

• October 6, 2007 (12:00 p.m. • ESPN Regional Television) • Carrier Dome • Syracuse, NY •

## SANTIAGO IN THE MIDDLE

Junior defensive tackle **Nick Santiago** (Utica, N.Y.) tallied one stop at Miami (OH) ... At Louisville, he matched a career-best with four tackles ... Against Illinois, Santiago collected two tackles ... At Iowa, he had 0.5 sacks for a loss of eight yards and one tackle ... Against Washington, he tallied one tackle ... Santiago, who has played in 25 career games, tallied his first-career sack against Illinois in 2006.



NICK SANTIAGO

### SANTIAGO'S CAREER STATISTICS

	Tackles	Assists	Tot.	TFL	Sacks	FF
2005	2	1	3	0.0-0	0.0-0	0
2006	9	5	14	1.5-4	1.0-3	1
2007	3	6	9	1.0-6	0.5-4	0
<b>Totals</b>	<b>14</b>	<b>12</b>	<b>26</b>	<b>2.5-10</b>	<b>1.5-7</b>	<b>1</b>

## A VETERAN ON THE END

Senior defensive end **Lee Williams** (Webster, N.Y.) collected one tackle at Miami (OH) ... At Louisville, Williams posted two tackles, including 1.0 for loss ... Against Illinois, Williams collected his first stop of the season and tallied three tackles ... He did not play against Washington due to a hip flexor injury ... Williams has played in 39 career games with Syracuse.



LEE WILLIAMS

### WILLIAMS' CAREER STATISTICS

	Tackles	Assists	Tot.	TFL	Sacks	FF
2004	0	0	0	0.0-0	0.0-0	0
2005	6	5	11	2.0-3	0.0-0	0
2006	15	19	34	5.5-18	2.0-8	0
2007	2	4	6	1.0-1	0.0-0	0
<b>Totals</b>	<b>23</b>	<b>28</b>	<b>51</b>	<b>8.5-22</b>	<b>2.0-8</b>	<b>1</b>

## SMITH'S FIRST WITH THE ORANGE

Redshirt freshman **Derrell Smith** (New Castle, Del.) has played on both sides of the ball this season for the Orange ... At Miami (OH), Smith recorded the first tackles of his SU career ... He has played three games at linebacker in 2007 after being a part of the SU running backs through fall camp ... He was a running back for the Orange in 2006 and moved to linebacker during 2007 spring practice ... At Iowa, he ran for three yards on five attempts and had one reception ... Against Washington, he had five carries for 19 yards and caught his first career pass for a nine-yard gain.



DERRELL SMITH

### SMITH'S CAREER STATISTICS

	Carries	Yards	Avg.	TD	Long
2007	10	22	2.2	0	8

	Tackles	Assists	Tot.	TFL	Sacks	FF	Fumble Rec.
2007	1	0	1	0.0-0	0.0-0	0	0-0 yds
<b>Totals</b>	<b>1</b>	<b>0</b>	<b>1</b>	<b>0.0-0</b>	<b>0.0-0</b>	<b>0</b>	<b>0-0 yds</b>

## MR. VERSATILITY

Junior free safety **Bruce Williams** (Syracuse, N.Y.) has played in all five games in 2007 ... Against Illinois, Williams registered a career-high seven tackles, including five solo ... At Iowa, Williams recorded his first collegiate interception, returning it 23 yards ... His two tackles against the Hawkeyes were the first of his SU career ... Williams is also Syracuse's punt returner ... At Miami (OH), he returned one punt for six yards ... Against Washington, he had two returns for 20 yards in the season-opener ... He has played in 22 career games for the Orange, both on special teams and defense.



BRUCE WILLIAMS

### WILLIAMS' CAREER STATISTICS

	Tackles	Assists	Tot.	TFL	INT	Sacks
2007	6	3	9	0.0-0	1	0.0-0

	Punt Ret.	Yards	Avg.	TD	Long
2005	8	97	12.1	0	20
2006	8	58	7.2	0	16
2007	3	26	8.7	0	11
<b>Total</b>	<b>19</b>	<b>181</b>	<b>9.3</b>	<b>0</b>	<b>20</b>

## TO THE MAX

Syracuse true freshman **Max Suter** (Ruffs Dale, Pa.) is fourth in The BIG EAST and is 29th nationally, including fourth among all freshmen in the Bowl Championship Subdivision (formerly Division I-A), with a 27.9 yards per kick return average ... Suter ranks sixth in The BIG EAST Conference and 83rd nationally with 117.2 all-purpose yards per game ... He leads Syracuse with 586 all-purpose yards ... He ranks 10th on the SU single-season list with 586 kick return yards ... His 27.9 yards per return is currently third on the Orange single-season list ... Suter earned BIG EAST Special Teams Player of the Week honors after his performance at Louisville ... Suter is the first true freshman kick returner for the Orange since Damien Rhodes shouldered the same responsibilities in 2002 ... At Miami (OH), Suter collected 96 yards, including a long of 32, on three kick returns ... Suter's 93-yard kick return for a touchdown at Louisville was the first for the Orange since Kevin Johnson's 100-yard touchdown return against Miami (FL) in 1998 ... He returned four kicks for 148 yards and a 37.0 yards per kick return average against the Cardinals ... Suter collected three tackles as a safety at Louisville ... Versus Illinois, Suter posted 95 yards, including a long of 25 yards, on five kick returns ... At Iowa, Suter returned three kicks for 69 yards, and a long of 26 ... In his Orange debut against Washington, Suter set a Syracuse single-game record with 178 total yards on six kick returns, also tops for a single game in the BIG EAST this season ... Suter averaged 29.7 yards per kick return against the Huskies ... Suter returned the game's opening kick 44 yards to the Orange 45-yard line.



MAX SUTER

### SUTER'S CAREER STATISTICS

	Kick Ret.	Yards	Avg.	TD	Long
2007	21	586	27.9	1	93

### MOST KICKOFF RETURN YARDS IN A SEASON

1.	738	Qadry Ismail	1989
2.	699	Qadry Ismail	1990
3.	690	Kevin Johnson	1998
4.	653	Diamond Ferri	2004
5.	636	Kirby Dar Dar	1993
6.	633	Jim Turner	1996
7.	628	Harold Gayden	1986
8.	599	Warren Harvey	1977
9.	589	Damien Rhodes	2002
10.	586	Max Suter	2007

### HIGHEST AVERAGE YARDS PER RETURN IN A SEASON (MIN. 15)

1.	30.0	Kevin Johnson	1998
2.	29.1	Joe Morris	1978
3.	27.9	Max Suter	2007
4.	27.5	Jim Turner	1996
5.	27.2	Diamond Ferri	2004
6.	25.0	Qadry Ismail	1991
7.	24.6	Jim Turner	1994
8.	24.2	Jim Turner	1995
9.	24.1	Will Allen	2000
10.	23.9	Kareem Jones	2005

## LIKE MIKE

Syracuse true freshman **Mike Holmes** (Jacksonville, Fla.) tallied three tackles at Miami (OH) ... At Louisville, Holmes collected four tackles, including three solo stops, Against Illinois, he made his first career solo tackle and posted six total stops in his first career start ... He tallied 42 yards, including a long of 23 yards, on two kick returns against the Illini ... Holmes recovered a fourth quarter on-side kick against Illinois after hustling 47 yards down the field and scooping up the ball in front of the Illini returner ... At Iowa, Holmes returned two kicks for 22 yards ... He collected his first career tackle against the Hawkeyes ... Against Washington, Holmes made his collegiate debut with one kick return for 27 yards.



MIKE HOLMES

### HOLMES' CAREER STATISTICS

	Tackles	Assists	Tot.	TFL	Sacks	FF	Fumble Rec.
2007	9	5	14	0.0-0	0.0-0	0	0-0 yds

	Kick Ret.	Yards	Avg.	TD	Long
2007	5	91	18.2	0	27

# SYRACUSE vs. #13/12 WEST VIRGINIA

• October 6, 2007 (12:00 p.m. • ESPN Regional Television) • Carrier Dome • Syracuse, N.Y. •



## ORANGE SLICES

### On the March

#### Scoring Drives of 80+ Yards in the Robinson Era

Yds.	Result	Opponent	Year
89	FG	Cincinnati	2005
87	TD	Florida State	2005
86	TD	Connecticut	2006
86	TD	Wake Forest	2006
85	TD	Louisville	2006
80	TD	Rutgers	2006
80	TD	West Virginia	2006
80	TD	Buffalo	2005
80	TD	Virginia	2005

### They Say It's Your Birthday ...

October	
Nick Provo	October 4, 1988
Joe Fields	October 5, 1985
Elon Mitchell	October 5, 1986
David Legree	October 7, 1989
<i>Greg Robinson</i>	<i>October 9, 1951</i>
November	
Keven Scott	November 10, 1988
Lee Williams	November 12, 1985
<i>Jim Salgado</i>	<i>November 12, 1971</i>
Ryan Durand	November 17, 1985
Rice Moss	November 23, 1985
Jason Tanner	November 24, 1981
Jason Ross	November 25, 1987
Daniel Bailey	November 28, 1985
Mick Mele	November 28, 1988

*Coaches in italics*

### Smith Gets Helmet Sticker

Junior wide receiver **Taj Smith (Newark, N.J.)** was recognized for his performance at Louisville with a helmet sticker by ESPN college football analyst and former Notre Dame and South Carolina head coach Lou Holtz on Sept. 22. Smith caught four passes for a career-best 173 yards and two touchdowns. He had a 79-yard TD reception on the first play from scrimmage, the longest passing play for the Orange since an 87-yard hookup from R. J. Anderson to Jamel Riddle in 2002. He also had a 60-yard touchdown catch and run the second half to help SU to a 38-35 upset of the Cardinals.

## SU CELEBRATES FOOTBALL TRADITION WITH HONORARY CAPTAINS

The history and tradition of Syracuse football will be present at every home game during the 2007 season with the addition of honorary game captains. These individuals will participate in all activities with the team beginning the night before the game. The honorary captains will address the team, participate in the Quad Walk and accompany 2007 Orange captains **Jameel McClain (Philadelphia, Pa.)** and **Taj Smith (Newark, N.J.)** for the pre-game coin toss. For the West Virginia game, 1987 team captains **Don McPherson** and **Paul Frase** have been named honorary captains.

### 2007 Honorary Captains (Home games only)

Date	Opp.	Honorary Captain
8/31	Washington	Dick MacPherson
9/15	Illinois	Tim Green
10/6	West Virginia	Don McPherson Paul Frase

"We always talk about standing on the shoulders of those before us. What better way to display that to those who have built this program than to honor these individuals," said head coach **Greg Robinson**. "This is a program of great history and tradition."

Frase registered a career-high 51 tackles and six sacks for a defense that only allowed 12.8 points a game in 1987. He finished with 128 career tackles and was drafted by the New York Jets in 1988. He enjoyed a 10-year NFL career.

McPherson, a unanimous All-America selection, finished second in the Heisman race and earned several player of the year accolades in 1987, including the Golden Helmet Player of the Year plus, the Davey O'Brien Award and the Johnny Unitas Award for most outstanding collegiate quarterback. He set three school records, including single-season passing efficiency (164.3), yards per completion (18.1), most touchdowns in one season (22, tied by Donovan McNabb in 1998). He is the third-leading passer in SU history with 5,812 yards. He made professional football stops with the Philadelphia Eagles (1988-89, 91), the Houston Oilers (1990) and the Hamilton Tiger-Cats of the CFL (1992-94).

## McCLAIN AND SMITH NAMED TEAM CAPTAINS

Syracuse senior defensive end **Jameel McClain (Philadelphia, Pa.)** and junior wide receiver **Taj Smith (Newark, N.J.)** will lead the 2007 football Orange squad as team captains.

McClain, a 2007 All-America and Nagurski Award candidate, led the BIG EAST and was 18th nationally with 9.5 sacks and second in the conference with 14.5 tackles for a loss in 2006. He was a semifinalist for the Ted Hendricks Award, which is given to the national's best defensive end. He finished sixth on the school's season tackles for loss list with 14.5 for 61 yards. McClain is third on the team in tackles (33), including 3.5 for loss. He also has an interception, two forced fumbles and a blocked field goal.

A 2007 All-American candidate, Smith had 12 receptions for 227 yards and three touchdowns, including a 65-yard touchdown reception at Illinois, in just four games in 2006. Nine of his 12 receptions resulted in either a touchdown or first down for the Orange. He injured his collarbone in the Orange's fourth game and missed the rest of the season. This year, he is SU's top receiver with 19 receptions for 342 yards and three touchdowns. Smith, who enrolled at Syracuse after playing two years at Bakersfield Community College, was granted a medical hardship by the NCAA and has two years of eligibility remaining.

## COACHING STAFF ON GAMEDAY

### ON THE FIELD

Greg Robinson, Head Coach

### Offense

Brian White, Coordinator  
Chris White, Wide Receivers  
Chris Wiesehan, Offensive Line  
Randy Trivers, Running Backs

### Defense

Steve Russ, Coordinator  
Derrick Jackson, Defensive Line  
Jim Salgado, Cornerbacks/Secondary

### IN THE COACHES BOX

#### Offense

Phil Earley, Quarterbacks

#### Defense

Scott Spencer, Safeties/Nickel Backs

# SYRACUSE vs. #13/12 WEST VIRGINIA

• October 6, 2007 (12:00 p.m. • ESPN Regional Television) • Carrier Dome • Syracuse, N.Y. •

## ROBINSON SLICES

### At a Glance

**Hometown:** Los Angeles, Calif.  
**High School:** Garces (Bakersfield, Calif.)  
**Alma Mater:** University of the Pacific '75  
**Years in Coaching:** 30  
**Born:** October 9, 1951

The Syracuse post is Robinson's first as a head coach. A veteran of 14 seasons coaching in the NFL, including 10 as a defensive coordinator, Robinson has coached for 30 years either at the NFL or college level. He spent his first 15 seasons as a college coach.

### Success at Texas

As the co-defensive coordinator at the University of Texas in 2004, Robinson was the mastermind behind the Longhorns' defensive unit for the 11-1 squad that beat Michigan in the 2005 Rose Bowl. Robinson's Texas defense finished the season ranked 18th in scoring defense (17.92), 16th in rushing defense (107.42) and 23rd in total defense (320.08) in the country. The Longhorns held six of Texas' 12 opponents to 14 points or less. In addition, the defense was also able to hold two of the nation's top scoring teams, Oklahoma and Texas Tech, 23 points and 14 points below their season averages, respectively.

### Robinson Owns Perfect Postseason Record

Bowl Game	Staff	Result
1983 Rose Bowl	UCLA	UCLA 24, Michigan 14
1984 Rose Bowl	UCLA	UCLA 45, Illinois 9
1985 Fiesta Bowl	UCLA	UCLA 39, Miami 37
1986 Rose Bowl	UCLA	UCLA 45, Iowa 28
1986 Freedom Bowl	UCLA	UCLA 31, BYU 10
1987 Aloha Bowl	UCLA	UCLA 20, Florida 16
1989 Cotton Bowl	UCLA	UCLA 17, Arkansas 3
Super Bowl XXXII	Denver	Denver 31, Green Bay 24
Super Bowl XXXIII	Denver	Denver 34, Atlanta 19
2005 Rose Bowl	Texas	Texas 38, Michigan 37



## SUPER BOWL SUCCESS

Head coach **Greg Robinson** has two Super Bowl Championship rings to go with his eight collegiate bowl game victories. Robinson was the defensive coordinator for the 1997 and 1998 NFL Champion Denver Broncos. Robinson established his reputation as a defensive mastermind in Denver, where he transformed a struggling defense into a Super Bowl Championship unit. After inheriting a club that ranked last in total defense in 1994, Robinson made an immediate impact in his first season with the team, as the Broncos finished the 1995 campaign ranked 15th in the same category. By 1996, he had turned Denver into the league's fourth-rated defensive unit, and by season number three in '97, the Broncos were on their way to the first of two straight Super Bowl titles.



### Playoff Impact

During his stellar six-season stay in Denver, the Broncos made four playoff appearances and claimed back-to-back World Championships with wins in Super Bowls XXXII and XXXIII, making them just one of six franchises in NFL history to accomplish a Super Bowl repeat. In that six-year span, Denver compiled a 64-32 (.667) regular-season record.

The Broncos ranked in the NFL's top 10 in total defense during three of Robinson's six seasons at the club's defensive helm, finishing seventh in '99 (297.1 ypg), fifth in '97 (291.9 ypg) and fourth in '96 (279.4 ypg) ... Denver's defenses produced three top 10 rankings in scoring defense - eighth in '98 (19.3 ppg), sixth in '97 (17.9 ppg) and seventh in '96 (17.2 ppg) ... The team's pass defense ranked among the league's top 10 in four of his six seasons with Denver finishing eighth in '99 (188.5 ypg), fifth in '97 (179.3 ypg), 10th in '96 (196.2 ypg) and ninth in '95 (206.1 ypg) ... Denver's run defense ranked in the league's top 10 three times during Robinson's tenure ... Denver led the NFL in run defense in 1997 (83.2 ypg.) and ranked third in 1998 (80.4 ypg) ... The performance of Robinson's defense throughout the '98 playoffs was paramount to Denver's quest for a second straight title ... The Broncos allowed opponents just 53.0 rushing yards per game in the postseason and forced a remarkable 13 turnovers in just three games ... Denver allowed only 25 total points during that stretch.

## ROBINSON'S PROMINENT PROS

Name	Team with Robinson	Pro Accomplishments
Flipper Anderson	UCLA	Rams, Colts
Steve Atwater	Denver Broncos	Eight-time All-Pro
Ray Crockett	Denver Broncos, Kansas City Chiefs	Lions, Broncos, Chiefs
Derrick Johnson	Texas	Chiefs 1st-round pick
Jeff Lageman	New York Jets	1991 1st team NFL (College and Pro Football Weekly); 1989 PFWA All-Rookie
John Mobley	Denver Broncos	1997 All-Pro
Ken Norton	UCLA	Three-time Pro Bowl selection
Roman Phifer	UCLA	Rams, Jets, Patriots
Trevor Pryce	Denver Broncos	1999-02
Bill Romanowski	Denver Broncos	Two-time All-Pro
Jerome Woods	Kansas City Chiefs	2003 Pro Bowl selection

## ROBINSON'S COACHING HISTORY

Year	Position	Organization
1975-76	Assistant Coach	Pacific
1977-79	Assistant Coach	Cal State Fullerton
1980-81	Assistant Coach	North Carolina State
1982-88	Assistant Coach/Defensive Line	UCLA
1989	Offensive Coordinator	UCLA
1990-93	Assistant Coach/Defensive Line	New York Jets
1994	Defensive Coordinator	New York Jets
1995-2000	Defensive Coordinator	Denver Broncos
2001-03	Defensive Coordinator	Kansas City Chiefs
2004	Co-Defensive Coordinator/LBs	Texas
2005-present	Head Coach	Syracuse

# SYRACUSE vs. #13/12 WEST VIRGINIA

• October 6, 2007 (12:00 p.m. • ESPN Regional Television) • Carrier Dome • Syracuse, N.Y. •

## SYRACUSE DEPTH CHART (as of September 30, 2007)

### OFFENSE

X WR	4	Taj Smith (6-1, 188, Jr.)	12	<b>RICE MOSS (6-2, 207, Sr.)</b>	84	Da'Mon Merkerson (6-1, 185, Fr.)
LT	64	Corey Chavers (6-5, 295, Jr.)	77	Tucker Baumbach (6-5, 322, RF)		
LG	<b>59</b>	<b>CARROLL MADISON (6-2, 310, Sr.)</b>	70	Ryan Bartholomew (6-3, 290, RF)		
C	60	Jim McKenzie (6-4, 280, RF)	<b>67</b>	<b>MARVIN McCALL (6-2, 292, Sr.)</b>		
RG	<b>75</b>	<b>RYAN DURAND (6-5, 310, Jr.)</b>	74	Ryan Ehrie (6-6, 287, Jr.)	71	Adam Rosner (6-6, 308, RF)
RT	69	Larry Norton (6-3, 320, Sr.)	73	Jonathan Meldrum (6-5, 327, Fr.)		
TE	80	Jawad Nesheiwat (6-4, 251, Sr.)	85	Mike Owen (6-4, 255, So.)		
QB	9	Andrew Robinson 13 (6-3, 222, So.)	2	Cameron Dantley (6-1, 218, Jr.)		
TB	<b>22</b>	<b>CURTIS BRINKLEY (5-9, 203, Jr.)</b>	24	Jeremy Sellers (6-0, 211, Sr.)	OR 34	Paul Chiara (5-11, 210, Jr.)
FB	43	Tony Fiammetta (6-1, 235, Jr.)	34	Paul Chiara (5-11, 210, Jr.)		
Z WR	1	Mike Williams (6-2, 204, So.)	11	Lavar Lobdell (6-3, 200, So.)	81	Dan Sheeran (6-3, 217, RF)

### DEFENSE

DE	91	Brandon Gilbeaux (6-3, 271, So.)	<b>55</b>	<b>LEE WILLIAMS (6-3, 262, Sr.)</b>		
NT	97	Arthur Jones (6-4, 289, So.)	95	Nick Santiago (6-3, 302, Jr.)	OR 94	Bud Tribbey (6-0, 280, Fr.)
DT	<b>51</b>	<b>TONY JENKINS (6-3, 286, Sr.)</b>	56	Anthony Perkins (6-4, 268, RF)		
DE	<b>52</b>	<b>JAMEEL McClAIN (6-1, 256, Sr.)</b>	<b>55</b>	<b>LEE WILLIAMS (6-3, 262, Sr.)</b>		
SLB	30	Vincenzo Giruzzi (6-3, 232, Jr.)	46	Parker Cantey (6-3, 216, RF)		
MLB	45	Jake Flaherty (6-1, 228, Jr.)	36	Oliver Fernandez (6-1, 220, Jr.)		
WLB	33	Ben Maljovec (6-3, 223, Jr.)	50	Mike Mele (6-0, 218, Fr.)		
LC	27	Nick Chestnut (5-11, 184, Jr.)	29	Jason Tanner (5-11, 200, Sr.)		
SS	17	A.J. Brown (6-0, 201, Jr.)	48	Max Suter (5-11, 190, Fr.)	OR 6	Donta Herrod (5-11, 191, Jr.)
FS	5	<b>JOE FIELDS (6-1, 210, Sr.)</b>	15	Bruce Williams (6-0, 200, Jr.)		
RC	<b>26</b>	<b>DOWAYNE DAVIS (6-0, 200, Sr.)</b>	28	Nico Scott (5-10, 180, RF)		

### SPECIAL TEAMS

P	47	Rob Long (6-4, 175, Fr.)	13	John Barker (5-8, 155, Jr.)
KO	42	Patrick Shadle (5-8, 201, Jr.)	13	John Barker (5-8, 155, Jr.)
LS	<b>72</b>	<b>IAN HAMMOND (6-3, 272, Sr.)</b>	57	Maximillian Leo (5-11, 210, So.)
PAT	42	<b>PATRICK SHADLE (5-8, 201, Jr.)</b>	13	John Barker (5-8, 155, Jr.)
FG	42	<b>PATRICK SHADLE (5-8, 201, Jr.)</b>	13	John Barker (5-8, 155, Jr.)
Holder	13	John Barker (5-8, 155, Jr.)	2	Cameron Dantley (6-1, 218, Jr.)
PR	15	Bruce Williams (6-0, 200, Jr.)	21	Ryan Howard (5-8, 185, Jr.)
KR	48	Max Suter (5-11, 190, Fr.)	21	Ryan Howard (5-8, 185, Jr.)
	35	Mike Holmes (5-11, 185, Fr.)	20	Randy McKinnon (5-10, 200, Fr.)

Bold CAPS indicates 2006 starter

S

ORANGE PRIDE

SYRACUSE UNIVERSITY FOOTBALL 2007

# SYRACUSE vs. #13/12 WEST VIRGINIA

• October 6, 2007 (12:00 p.m. • ESPN Regional Television) • Carrier Dome • Syracuse, N.Y. •

## ORANGE IN THE NATIONAL FOOTBALL LEAGUE

As of October 4, 19 former Syracuse football student-athletes are on National Football League rosters. In addition, former player and assistant coach Tom Coughlin is head coach of the New York Giants. The following is a complete list:

2007 Team	Player	2007 Regular Season Statistics/Week #5 Opponent
<b>Atlanta Falcons</b>		
	OL Quinn Ojinnaka (#76)	Has not played/at Tennessee - Sunday, Oct. 7 (1 p.m.)
<b>Baltimore Ravens</b>		
	OT Adam Terry (#78)	Started all four games/at San Francisco - Sunday, Oct. 7 (4:15 p.m.)
<b>Houston Texans</b>		
	LB Morlon Greenwood (#52)	21 tackles in four starts. Against Atlanta he registered 11 tackles/vs. Miami - Sunday, Oct. 7 (1 p.m.)
<b>Indianapolis Colts</b>		
	DE Dwight Freeney (#93)	Eight solo tackles in four starts/vs. Tampa Bay - Oct. 7 (4:05 p.m.)
	WR Marvin Harrison (#88)	17 catches for 231 yards and one touchdown, is averaging 13.6 yards per catch/vs. Tampa Bay - Oct. 7 (4:05 p.m.)
	DE Josh Thomas (#91)	Five solo tackle in four games/vs. Tampa Bay - Oct. 7 (4:05 p.m.)
<b>Kansas City Chiefs</b>		
	FB Greg Hanoian (#43)	On injured reserve/vs. Jacksonville - Sunday, Oct. 7 (1 p.m.)
<b>Miami Dolphins</b>		
	CB Will Allen (#25)	18 tackles, 15 solo, in four starts/at Houston - Sunday, Oct. 7 (1 p.m.)
	S Donovan Darius (#40)	10 tackles in two game played. He had nine tackles versus Oakland/at Houston - Sunday, Oct. 7 (1 p.m.)
	LB Kelvin Smith (#58)	Member of the practice squad/at Houston - Sunday, Oct. 7 (1 p.m.)
<b>New Orleans Saints</b>		
	K Olindo Mare (#2)	Made one field goal, a 34-yarder and is 5-5 on PATs/vs. Carolina - Sunday, Oct. 7 (1 p.m.)
<b>New York Giants</b>		
	Head Coach Tom Coughlin	95-86 career record/vs. New York Jets - Sunday, Oct. 7 (1 p.m.)
	WR David Tyree (#85)	Played two games/vs. New York Jets - Sunday, Oct. 7 (1 p.m.)
<b>New York Jets</b>		
	TE Joe Kowalewski (#40)	One reception three game/at New York Giants - Sunday, Oct. 7 (1 p.m.)
	LB Jerry Mackey (#46)	Signed to the practice squad on Oct. 4
<b>Philadelphia Eagles</b>		
	QB Donovan McNabb (#5)	79-for-136 for 943 yards and five touchdown, 13 rushes for 35 yards. Against Detroit he was 21-of-26 for 381 yards and four touchdowns/Bye
<b>Pittsburgh Steelers</b>		
	FS Anthony Smith (#27)	14 tackles, 13 solo, in four games/vs. Seattle - Sunday, Oct. 7 (1 p.m.)
<b>San Diego Chargers</b>		
	CB Steve Gregory (#28)	Four games played/at Denver - Sunday, Oct. 7 (4:15 p.m.)
<b>Tampa Bay Buccaneers</b>		
	S Tanard Jackson (#36)	19 solo tackles in four starts/at Indianapolis - Sunday, Oct. 7 (4:05 p.m.)
<b>Tennessee Titans</b>		
	LB Keith Bulluck (#53)	15 tackles, 13 solo, in three starts. At New Orleans he made four tackles and returned three interceptions for a total of 51 yards/vs. Atlanta - Sunday, Oct. 7 (1 p.m.)

# SYRACUSE vs. #13/12 WEST VIRGINIA

• October 6, 2007 (12:00 p.m. • ESPN Regional Television) • Carrier Dome • Syracuse, N.Y. •

## GAME SUMMARIES

### Game #1

**Washington**  
**Syracuse**

**42**  
**12**

August 31 at the Carrier Dome, Syracuse, N.Y.

Andrew Robinson went 20-for-32 for 199 yards and a touchdown in the Orange's 42-12 loss to Washington in front of 40,329 at the Carrier Dome. Curtis Brinkley led the team with a career-high 63 yards receiving on four receptions. Taj Smith tied his career-high with five receptions for 33 yards. Ten different Orange receivers caught passes in the game.

Max Suter took the opening kickoff for 44 yards to the Syracuse 45. Robinson, operating mostly out of the shotgun, completed five of his first six passes for 34 yards. Patrick Shadle hit a 42-yarder, to give the Orange a 3-0 lead with 10:59 left in the first quarter.

In the second part of the opening quarter, Washington asserted itself with a pair of 80-yard scoring drives. On the final possession of the period, Locker marched his squad 80 yards on 10 plays to claim a 6-3 advantage less than two minutes into the second stanza. Ryan Perkins' extra point made the score 7-3. Rankin rushed for 32 yards and two catches for 10 yards on the drive. He capped the march with a 13-yard touchdown run off the right side.

The Huskies padded their lead with another 80-yard scoring march that took 6 minutes and 24 seconds. Locker rushed five times for 56 yards on the drive, including a 1-yard quarterback sneak for the TD. Perkins' point after to extend the Huskies lead to 14-3 with 2:48 to go in the half.

Shadle moved into ninth on SU's career field goals ledger with another 42-yard field goal, with 19 seconds to play in the opening half. The kick pulled the Orange within eight, 14-6, and was the 18th of his career.

In the third quarter, Rankin broke for a 47-yard touchdown run on the first possession of the second half and Locker added an 8-yard TD run at the 10:38 mark of the third period to extend the lead to 28-6. Another Rankin touchdown scamper, this one from 20 yards out, pushed the Huskies margin to 35-6 with 2:17 left in the period.

Syracuse recorded its first touchdown of the 2007 season with 6:59 remaining. The Orange converted on fourth and 10 as Robinson hit Mike Williams on a crossing route for the TD to make the score 35-12. It was the second time on the drive the Orange went for it on fourth down. A Washington pass interference penalty on an earlier 4th-and-1 kept the drive alive. Shadle missed the extra point and the Huskies maintained their 23-point advantage.

Brandon Johnson added a 1-yard touchdown run with 1:13 remaining, and Perkins added the point after to produce the 42-12 final.



ANDREW ROBINSON

### Game #2

**Syracuse**  
**Iowa**

**0**  
**35**

September 8 at Kinnick Stadium, Iowa City, Iowa

The Orange lost in the third-ever night game at Kinnick Stadium, 35-0, in front of a sellout crowd of 70,585. Taj Smith led SU with 51 receiving yards on three catches. It was the fourth time in six career games he gained at least 50 yards receiving. He had a season-long 28-yard reception in the third quarter.

Andrew Robinson was 7-for-20 for 79 yards. Curtis Brinkley led the Orange ground game with 36 yards on 12 carries.

Iowa rolled up 408 yards of total offense. Jake Christensen was 15-for-24 for 192 yards and three scores in the opening half, and finished the game 23-for-32 for 278 yards and four TDs. Tony Moeaki caught eight passes for 112 yards and three touchdowns.

The Hawkeyes grabbed a 14-0 lead after the first quarter on a pair of Christensen TD tosses. He hit Moeaki, who raced 52 yards for the touchdown to give the Hawkeyes the lead 7 minutes and 50 seconds into the contest. After an interception by Mike Humpal on the ensuing SU possession set up the Iowa offense in Orange territory, Christensen connected with Albert Young on 36-yard screen pass to put Iowa in front, 14-0.

The Hawkeyes extended their lead to 21-0 on their next possession. Iowa marched 43 yards on 12 plays, capped off by a one-yard touchdown plunge by Damian Sims at the 12:57 mark of the second quarter.

Christensen tossed his third TD pass of the half when he hit Moeaki for a five-yard score with 9:55 left in the second quarter, making the score 28-0. The scoring drive was set up by Andy Brodell, who returned Rob Long's career-best, 56-yard punt 49 yards to the Orange 21-yard line.

The Orange had a chance to get on the scoreboard after a Joe Fields interception, but Patrick Shadle's 39-yard field goal attempt was blocked by Kenny Iwebema. Iwebema also blocked an SU field goal try in the third quarter. Another touchdown grab by Moeaki late in the third period produced the final score.

Fields led the Orange defense with 10 tackles. Arthur Jones, making his second career start, finished with a personal-best nine stops. Jameel McClain and Tony Jenkins combined for SU's first sack of the year in the first quarter. McClain notched eight tackles in the game, one shy of his career high, and forced and recovered a fumble. Jenkins registered recorded five stops. Vincenzo Giruzzi also had a career-high eight tackles, including five solo.

The SU defense forced three Iowa turnovers, including two interceptions and a fumble recovery. In addition to Fields' pick, Bruce Williams made his first-career interception midway through the fourth quarter.



TAJ SMITH

### TEAM STATISTICS

	WASH	SU
First Downs	23	13
Rush Att.-Yards	41-302	29-8
Pass Yards	142	199
Total Offense (Plays-Yards)	62-444	61-207
Passes (Comp.-Att.)	15-21	20-32
Passes had intercepted	0	0
Punts-Avg.	4-46.2	6-48.3
Punt Returns-Yards	0-0	2-20
Kickoff Returns-Yards	4-73	7-205
Fumbles-Lost	0-0	1-1
Penalties-Yards	8-56	7-45

### SCORING BY QUARTERS

	1st	2nd	3rd	4th	Final
Washington	0	14	21	7	42
SYRACUSE	3	3	0	6	12

### SCORING SUMMARY

	Plays-Yds-Time	Score
SU - Shadle, 42-yard field goal	9-31:4-01	0-3
Wash - Rankin, 13-yard run	10-80:3-51	7-3
Wash - Locker, one-yard run	13-80:6-24	14-3
SU - Shadle, 42-yard field goal	9-34:2-29	14-6
Wash - Rankin, 47-yard run	4-70:1-19	21-6
Wash - Locker, eight-yard run	5-70:1-14	28-6
Wash - Rankin, 20-yard run	11-80:4-46	35-6
SU - Williams, 10-yard pass from Robinson	11-56:6-17	35-12
Wash - Johnson, one-yard run	4-12:2-01	42-12

### INDIVIDUAL LEADERS

Rushing	SU - Smith, D. 5-19; Wash - Rankin 17-147
Passing	SU - Robinson 20-32-199; Wash - Locker 14-19-142
Receiving	SU - Smith, T. 5-33; Brinkley 4-63; Wash - Russo 5-49; Reece - 4-50
Tackles	SU - Brown, A. 6-2-8; Maljovec, 3-4-7; Wash - Forrester, 2-5-7; Savannah, 1-5-6

### TEAM STATISTICS

	SU	IOWA
First Downs	5	22
Rush Att.-Yards	30-24	41-118
Pass Yards	79	290
Total Offense (Plays-Yards)	50-103	78-408
Passes (Comp.-Att.)	7-20	24-37
Passes had intercepted	1	2
Punts-Avg.	8-42.6	4-31.8
Punt Returns-Yards	0-0	5-113
Kickoff Returns-Yards	5-91	1-19
Fumbles-Lost	0-0	1-1
Penalties-Yards	6-40	4-35

### SCORING BY QUARTERS

	1st	2nd	3rd	4th	Final
SYRACUSE	0	0	0	0	0
Iowa	14	14	7	0	35

### SCORING SUMMARY

	Plays-Yds-Time	Score
Iowa - Moeaki, 52-yard pass from Christensen	6-8:2-50	0-7
Iowa - Young, 36-yard pass from Christensen	2-36:0-17	0-14
Iowa - Sims, 1-yard run	12-43:5-30	0-21
Iowa - Moeaki, five-yard pass from Christensen	5-21:1-21	0-28
Iowa - Moeaki, six-yard pass from Christensen	9-79:5-06	0-35

### INDIVIDUAL LEADERS

Rushing	SU - Brinkley 12-36; Iowa - Sims 12-62
Passing	SU - Robinson 7-20-79; Iowa - Christensen 23-32-278
Receiving	SU - Smith, T. 3-51; Brinkley; Iowa - Moeaki 8-112; Brodell 7-54
Tackles	SU - Fields 4-6-10; Jones 2-7-9; Iowa - Mattison 3-3-6; Humpal 3-3-6

# SYRACUSE vs. #13/12 WEST VIRGINIA

• October 6, 2007 (12:00 p.m. • ESPN Regional Television) • Carrier Dome • Syracuse, N.Y. •

## GAME SUMMARIES

### Game #3

**Illinois**  
**Syracuse**

**41**  
**20**

September 15 at the Carrier Dome, Syracuse, N.Y.

**Curtis Brinkley** registered 133 yards of total offense for Syracuse, in a 41-20 loss to Illinois. Brinkley caught a career-high four passes for a personal-best 89 yards. His career-long 62-yard reception in the third quarter set up SU's first touchdown. Brinkley also rushed 18 times for 54 yards against the Illini.



**CURTIS BRINKLEY**

Illinois quarterback Juice Williams carried 12 times for 90 yards and a touchdown and tailback Rashard Mendenhall gained a game-high 150 yards rushing on 16 attempts and a personal best three TDs. Tailback Troy Pollard had 92 yards on 13 carries. Willams also completed 13 passes for 97 yards and a touchdown before being replaced at the end of the third quarter by Eddie McGee. The trio combined for 449 of Illinois' 508 yards of total offense.

The Illini went 70 yards on six plays to grab the early lead. Williams hit tight end Jeff Cumberland for a 22-yard touchdown 2:04 into the game.

Mendenhall added a two-yard touchdown run with 3:27 left in the first quarter to extend the Illini advantage to 14-0 and a 32-yard field goal by Jason Reda made it 17-0.

Syracuse recorded seven first downs in the second quarter and started its first drive of the second half on the Illinois 29 after a botched Illini inside kick. The miscue resulted in a 44-yard field goal by Shadle to get Syracuse on the scoreboard.

Another Reda field goal, this time from 50 yards out, made the score 20-3 with 9:52 left in the third quarter.

The Orange pulled to within 10, 20-10, on **Jeremy Sellers'** first career touchdown. Sellers took the handoff running off tackle left and bulled his way into the endzone. The TD was set up by a swing pass from **Andrew Robinson** to Brinkley that went for 62 yards down the right sideline. It was SU's longest play from scrimmage this season.

Illinois had three straight rushing touchdowns in the third and fourth quarters, one by Williams and two by Mendenhall. A 42-yard Shadle field goal and **Cameron Dantley's** first career touchdown pass to **Jawad Nesheiwat** with 1:01 remaining in the game produced the 41-20 final.

Robinson passed for a career-best 208 yards in the contest. He completed 17-of-26 attempts through the air. Dantley was 2-for-3 for 15 yards and a TD. **Joe Fields** led the Orange defense with 10 tackles and **Jake Flaherty** had a personal-best seven stops.

### Game #4

**Syracuse**  
**Louisville**

**38**  
**35**

September 22 at the Papa John's Cardinal Stadium, Louisville, Ky.

**Andrew Robinson** threw for a career-best 423 yards, completing 17-of-26 passes and four touchdowns as the Orange took a 38-35 victory from the 18th-ranked Louisville Cardinals in the BIG EAST opener. The Orange offense racked up 474 yards and had scoring plays of 79 yards, 42 yards, 60 yards and 12 yards. Syracuse's special team returned a kick 93 yards for Syracuse's other touchdown and SU's defense forced four turnovers.



**ANDREW ROBINSON**

Robinson's 423 yards passing were just two shy of the school record set by Marvin Graves against Rutgers in 1992.

**Taj Smith** made a career-best four receptions for 173 yards and two scores, **Jawad Nesheiwat** had three catches for a career-best 85 yards and **Mike Williams** made five receptions for 83 yards.

Syracuse put points on the board 16 seconds into the contest with Robinson throwing a 79-yard touchdown strike to Smith on the first play of the game. The play was a career-long for both Robinson and Smith.

After Brian Brohm connected with Scott Kuhn for a Cardinal touchdown at 12:59 in the second half, **Max Suter** returned the ensuing kickoff 93 yards to put SU back in front at 14-7 with 12:46 remaining in the half.

**Da'Mon Merkerson** caught his first career touchdown pass, a 43-yard connection from Robinson with, 3:57 remaining in the first half. The Orange took a 21-7 lead into the locker room.

**Jameel McClain** forced a fumble early in the third quarter, which **Ben Maljovec** recovered for his second recovery of the game. He jumped on the first loose ball early in the second quarter. That fumble was forced by **Jared Kimmel**.

Brohm hit Harry Douglas on a 35-yard pass at 6:27 of the third to make the score 21-14, but Robinson answered with a 60-yard touchdown toss to Smith at 5:44. A **Patrick Shadle** field goal at 3:08 in the third put the Orange ahead 31-14.

Louisville scored three of the game's next scores with a two-yard reception by Gary Barnidge, a two-yard run by George Stripling and a five-yard reception by Patrick Carter. However, a 17-yard touchdown catch by **Mike Williams** at 10:13 gave the Orange the final result – the Cardinals attempted two sides kicks after their final two scores, but were unable to convert.

**Jake Flaherty** led SU with eleven tackles and **Nick Chestnut** was second with 10. McClain and **A.J. Brown** each picked off Brohm.

### TEAM STATISTICS

	III	SU
First Downs	26	14
Rush Att.-Yards	51-378	34-63
Pass Yards	130	223
Total Offense (Plays-Yards)	71-508	63-286
Passes (Comp.-Att.)	15-20	19-29
Passes had intercepted	0	0
Punts-Avg.	3-33.3	6-43.8
Punt Returns-Yards	5-40	0-0
Kickoff Returns-Yards	3-45	7-137
Fumbles-Lost	1-0	1-0
Penalties-Yards	6-46	5-55

### SCORING BY QUARTERS

	1st	2nd	3rd	4th	Final
Illinois	14	2	17	7	41
SYRACUSE	0	0	10	10	20

### SCORING SUMMARY

	Plays-Yds-Time	Score
III – Cumberland, 22-yard pass from Williams	6-10:2:04	0- 7
III – Mendenhall, two-yard run	9-45:4:35	0-14
III – Reda, 32-yard field goal	9-73:1:45	0-17
SU – Shadle, 44-yard field goal	4-2:0:49	3-17
III – Reda, 50-yard field goal	10-42:4:19	3-20
SU – Sellers, two-yard run	3-75:1:15	10-20
III – Williams, 10-yard run	9-80:3:31	10-27
III – Mendenhall, 50-yard run	4-76:2:19	10-34
III – Mendenhall, one-yard run	9-67:4:40	10-41
SU – Shadle, 42-yard field goal	13-50:5:52	13-41
SU – Nesheiwat, eight-yard run	6-23:3:27	20-41

### INDIVIDUAL LEADERS

Rushing	SU – Brinkley 18-54; III – Mendenhall 16-150
Passing	SU – Robinson 17-26-208; III – Williams 13-18-97
Receiving	SU – Brinkley 4-89; Fiammetta 4-18; III – Benn 4-26, Two players 3-20
Tackles	SU – Fields 8-2-10, Two players 5-2-7; III – Leman 3-5-8, Steele, 2-6-8

### TEAM STATISTICS

	SU	LOU
First Downs	16	37
Rush Att.-Yards	35-42	28-73
Pass Yards	423	555
Total Offense (Plays-Yards)	61-465	93-628
Passes (Comp.-Att.)	17-26	45-65
Passes had intercepted	0	2
Punts-Avg.	6-41.3	5-25.2
Punt Returns-Yards	0-0	4-33
Kickoff Returns-Yards	4-148	7-162
Fumbles-Lost	3-2	2-2
Penalties-Yards	11-96	12-105

### SCORING BY QUARTERS

	1st	2nd	3rd	4th	Final
SYRACUSE	7	14	10	7	38
Louisville	0	7	7	21	35

### SCORING SUMMARY

	Plays-Yds-Time	Score
SU – Smith, T., 79-yard pass from Robinson	1-79:0:16	7- 0
LOU – Kuhn, four-yard pass from Brohm	8-80:3:43	7- 7
SU – Suter, 93-yard kickoff return		14- 7
SU – Merkerson, 42-yard pass from Robinson	5-69:1:51	21- 7
LOU – Douglas, 35-yard pass from Brohm	3-65:1:06	21-14
SU – Smith, T., 60-yard pass from Robinson	2-71:0:43	28-14
SU – Shadle, 26-yard field goal	4-4:1:05	31-14
LOU – Barnidge, two-yard pass from Brohm	12-66:5:10	31-21
SU – Williams, M., 17-yard pass from Robinson	8-72:2:45	38-21
LOU – Stripling, two-yard run	6-73:1:06	38-28
LOU – Carter, five-yard pass from Brohm	7-84:1:18	38-35

### INDIVIDUAL LEADERS

Rushing	SU – Brinkley 23-53; LOU – Allen 18-66
Passing	SU – Robinson 17-26-423; LOU – Brohm 45-65-555
Receiving	SU – Smith, T. 4-173; Williams, M. 5-83; LOU – Douglas 12-205; Urrutia 8-81
Tackles	SU – Flaherty 8-3-11, Chestnut 9-1-10, Fields 8-2-10; LOU – Myles 7-0-7, Turenne 5-0-5

# SYRACUSE vs. #13/12 WEST VIRGINIA

• October 6, 2007 (12:00 p.m. • ESPN Regional Television) • Carrier Dome • Syracuse, N.Y. •

## GAME SUMMARIES

### Game #5

**Syracuse**  
**Miami (OH)**

**14**  
**17**

September 29 at Yager Stadium, Oxford, Ohio

Despite a heroic defensive stand and a late-game offensive charge, Syracuse lost at Miami (OH), 17-14, in front of 16,800 fans. The Orange defenders forced three turnovers in the contest and held the RedHawks to one field goal in the second half. After forcing a punt in the final minutes, SU took over at its own 11-yard line with 2:29 left. The RedHawk defense managed to stop the Orange and take possession on downs before running out the clock.



JOE  
FIELDS

The Syracuse defense had a season-high three interceptions, including two by **Joe Fields**. **A.J. Brown** intercepted a tipped pass for the second consecutive week and this time added a 15-yard return. **Ben Maljovec** had a career-high 12 tackles. **Andrew Robinson** completed 17-of-36 passes for 236 yards and two touchdowns. **Taj Smith** had six receptions for 81 yards and a score.

After the Orange defense limited the RedHawks to a field goal on a fourth quarter drive, holding the MU offense three straight times in a goal line series, Orange quarterback Andrew Robinson drove the Orange 67 yards in seven plays and found Taj Smith on a 28-yard scoring toss, narrowing the margin to 17-14 with 3:29 left in the contest. The drive included Robinson's 10-yard scramble for a first down and a 20-yard completion to **Mike Williams**. The Orange defense then stopped Miami (OH) to set up Syracuse's last chance.

Fields' first interception in the third quarter led to an Orange touchdown. Robinson finished off a five-play, 75-yard march by connecting with Williams on a 44-yard scoring strike, cutting the deficit to seven, 14-7, with 9:16. Williams matched a career-best with five receptions for 97 yards and a touchdown.

The Orange defense had helped keep the game close in the third quarter when Jameel McClain blocked a 45-yard field goal attempt by the Red Hawks.

The two teams played through a scoreless first 15 minutes in the Saturday afternoon matchup. Syracuse had a scoring opportunity in the opening period, but Patrick Shadle's 50-yard field goal attempt was wide right.

The RedHawks took advantage of a second-quarter Syracuse fumble when Craig Mester recovered the ball at the Orange 40. Following a 39-yard Mike Kokal to Dustin Woods pass, Cory Jones plunged in from the one for the game's first score. On Miami's next possession, the RedHawks drove 88 yards for a second touchdown. Jones capped the 14-play drive with a 13-yard run to paydirt.

Freshman **Max Suter** continued to excel in special-teams play, with three kickoff returns for 96 yards. **Jake Flaherty** totaled eight stops, while **Arthur Jones** finished with seven stops, including three tackles for a loss, and a quarterback sack. **Rob Long** averaged 41.7 yards on eight punts.

### TEAM STATISTICS

	SU	MU
First Downs	14	19
Rush Att.-Yards	26-66	50-286
Pass Yards	236	150
Total Offense (Plays-Yards)	62-302	76-436
Passes (Comp.-Att.)	17-36	13-26
Passes had intercepted	0	3
Punts-Avg.	8-41.4	6-47.2
Punt Returns-Yards	1-6	3-36
Kickoff Returns-Yards	3-96	2-22
Fumbles-Lost	1-1	2-0
Penalties-Yards	7-40	10-86

### SCORING BY QUARTERS

	1st	2nd	3rd	4th	Final
SYRACUSE	0	0	7	7	14
Miami (OH)	0	14	0	3	17

### SCORING SUMMARY

	Plays-Yds-Time	Score
MU – Jones, one-yard run	2-40-0:26	0- 7
MU – Jones, 13-yard run	14-88-6:25	0-14
SU – Williams, M., 43-yard pass from Robinson	5-76-1:42	7-14
MU – Cook, 19-yard field goal	9-79-5:08	7-17
SU – Smith, T., 28-yard pass from Robinson	7-67-1:01	14-17

### INDIVIDUAL LEADERS

Rushing	SU – Brinkley 12-36; MU – Jones 12-125
Passing	SU – Robinson 17-36-236; MU – Kokal 13-26-150
Receiving	SU – Williams, M. 5-97; Smith, T. 5-33; MU – Woods 6-95; Jones – 3-21
Tackles	SU – Maljovec 7-5-12; Flaherty 2-6-8 ; MU – Hudson, 5-5-10, Mullins, 3-6-9

Syracuse (1-4, 1-0 BIG EAST)  
 Syracuse Overall Team Statistics (as of Sep 29, 2007)  
 All games

TEAM STATISTICS	SYR	OPP
SCORING.....	84	170
Points Per Game.....	16.8	34.0
FIRST DOWNS.....	62	127
Rushing.....	17	56
Passing.....	44	61
Penalty.....	1	10
RUSHING YARDAGE.....	203	1157
Yards gained rushing.....	396	1244
Yards lost rushing.....	193	87
Rushing Attempts.....	154	211
Average Per Rush.....	1.3	5.5
Average Per Game.....	40.6	231.4
TDs Rushing.....	1	14
PASSING YARDAGE.....	1160	1267
Att-Comp-Int.....	143-80-1	169-112-7
Average Per Pass.....	8.1	7.5
Average Per Catch.....	14.5	11.3
Average Per Game.....	232.0	253.4
TDs Passing.....	8	9
TOTAL OFFENSE.....	1363	2424
Total Plays.....	297	380
Average Per Play.....	4.6	6.4
Average Per Game.....	272.6	484.8
KICK RETURNS: #-YARDS.....	26-677	17-332
PUNT RETURNS: #-YARDS.....	3-26	17-222
INT RETURNS: #-YARDS.....	7-133	1-13
KICK RETURN AVERAGE.....	26.0	19.5
PUNT RETURN AVERAGE.....	8.7	13.1
INT RETURN AVERAGE.....	19.0	13.0
FUMBLES-LOST.....	7-4	6-3
PENALTIES-YARDS.....	36-276	40-331
Average Per Game.....	55.2	66.2
PUNTS-YARDS.....	34-1473	22-821
Average Per Punt.....	43.3	37.3
Net punt average.....	33.3	34.3
TIME OF POSSESSION/GAME.....	27:02	32:58
3RD-DOWN CONVERSIONS.....	21/72	36/71
3rd-Down Pct.....	29%	51%
4TH-DOWN CONVERSIONS.....	3/6	2/4
4th-Down Pct.....	50%	50%
SACKS BY-YARDS.....	5-32	22-107
MISC YARDS.....	4	0
TOUCHDOWNS SCORED.....	10	23
FIELD GOALS-ATTEMPTS.....	5-8	3-4
ON-SIDE KICKS.....	1-1	0-2
RED-ZONE SCORES.....	5-7 71%	19-20 95%
RED-ZONE TOUCHDOWNS.....	4-7 57%	17-20 85%
PAT-ATTEMPTS.....	9-10 90%	23-23 100%
ATTENDANCE.....	74517	128307
Games/Avg Per Game.....	2/37258	3/42769
Neutral Site Games.....		0/0

SCORE BY QUARTERS	1st	2nd	3rd	4th	Total
Syracuse.....	10	17	27	30	84
Opponents.....	28	52	52	38	170

**Syracuse (1-4, 1-0 BIG EAST)**  
**Syracuse Overall Individual Statistics (as of Sep 29, 2007)**  
**All games**

RUSHING	GP-GS	Att	Gain	Loss	Net	Avg	TD	Long	Avg/G
BRINKLEY, C.	5-5	71	223	40	183	2.6	0	20	36.6
SELLERS, Jeremy	5-0	21	50	1	49	2.3	1	9	9.8
SMITH, Derrell	5-0	10	28	6	22	2.2	0	8	4.4
HOGUE, Doug	2-0	3	13	0	13	4.3	0	9	6.5
FIAMMETTA, Tony	5-4	1	1	0	1	1.0	0	1	0.2
CHIARA, Paul	5-0	1	1	0	1	1.0	0	1	0.2
SMITH, Taj	5-5	1	0	0	0	0.0	0	0	0.0
DANTLEY, Cam	3-0	1	0	2	-2	-2.0	0	0	-0.7
TEAM	3-0	5	0	17	-17	-3.4	0	0	-5.7
ROBINSON, A.	5-5	40	80	127	-47	-1.2	0	18	-9.4
Total.....	5	154	396	193	203	1.3	1	20	40.6
Opponents.....	5	211	1244	87	1157	5.5	14	50	231.4

PUNT RETURNS	No.	Yds	Avg	TD	Long
WILLIAMS, Bruce	3	26	8.7	0	11
Total.....	3	26	8.7	0	11
Opponents.....	17	222	13.1	0	49

INTERCEPTIONS	No.	Yds	Avg	TD	Long
FIELDS, Joe	3	34	11.3	0	35
BROWN, A.J.	2	38	19.0	0	23
McCLAIN, Jameel	1	38	38.0	0	38
WILLIAMS, Bruce	1	23	23.0	0	23
Total.....	7	133	19.0	0	38
Opponents.....	1	13	13.0	0	13

PASSING	GP-GS	Effic	Cmp-Att-Int	Pct	Yds	TD	Lng	Avg/G
ROBINSON, A.	5-5	139.49	78-140-1	55.7	1145	7	79	229.0
DANTLEY, Cam	3-0	218.67	2-3-0	66.7	15	1	8	5.0
Total.....	5	141.15	80-143-1	55.9	1160	8	79	232.0
Opponents.....	5	138.54	112-169-7	66.3	1267	9	52	253.4

KICK RETURNS	No.	Yds	Avg	TD	Long
SUTER, Max	21	586	27.9	1	93
HOLMES, Mike	5	91	18.2	0	27
Total.....	26	677	26.0	1	93
Opponents.....	17	332	19.5	0	35

RECEIVING	GP-GS	No.	Yds	Avg	TD	Long	Avg/G
SMITH, Taj	5-5	19	342	18.0	3	79	68.4
WILLIAMS, Mike	5-5	16	260	16.2	3	43	52.0
BRINKLEY, C.	5-5	9	149	16.6	0	62	29.8
NESHEIWAT, J.	5-5	8	127	15.9	1	48	25.4
MOSS, Rice	5-0	7	85	12.1	0	19	17.0
FIAMMETTA, Tony	5-4	5	28	5.6	0	11	5.6
MERKERSON, D.	3-0	3	64	21.3	1	42	21.3
LOBDELL, Lavar	5-0	3	32	10.7	0	12	6.4
SELLERS, Jeremy	5-0	2	31	15.5	0	27	6.2
OWEN, Mike	5-1	2	15	7.5	0	8	3.0
CHIARA, Paul	5-0	2	9	4.5	0	6	1.8
SMITH, Derrell	5-0	2	8	4.0	0	9	1.6
KAPALANGA, A.	4-0	1	5	5.0	0	5	1.2
SHEERAN, Dan	5-0	1	5	5.0	0	5	1.0
Total.....	5	80	1160	14.5	8	79	232.0
Opponents.....	5	112	1267	11.3	9	52	253.4

FUMBLE RETURNS	No.	Yds	Avg	TD	Long
MALJOVEC, Ben	1	2	2.0	0	2
Total.....	1	2	2.0	0	2
Opponents.....	0	0	0.0	0	0

**Syracuse (1-4, 1-0 BIG EAST)**  
**Syracuse Overall Individual Statistics (as of Sep 29, 2007)**

SCORING	----- PATs -----								
	TD	FGs	Kick	Rush	Rcv	Pass	DXP	Saf	Points
SHADLE, Patrick	0	5-8	9-10	0-0	0	0-0	0	0	24
SMITH, Taj	3	0-0	0-0	0-0	0	0-0	0	0	18
WILLIAMS, Mike	3	0-0	0-0	0-0	0	0-0	0	0	18
NESHEIWAT, J.	1	0-0	0-0	0-0	0	0-0	0	0	6
SELLERS, Jeremy	1	0-0	0-0	0-0	0	0-0	0	0	6
SUTER, Max	1	0-0	0-0	0-0	0	0-0	0	0	6
MERKERSON, D.	1	0-0	0-0	0-0	0	0-0	0	0	6
Total.....	10	5-8	9-10	0-0	0	0-0	0	0	84
Opponents.....	23	3-4	23-23	0-0	0	0-0	0	0	170

TOTAL OFFENSE	G	Plays	Rush	Pass	Total	Avg/G
ROBINSON, A.	5	180	-47	1145	1098	219.6
BRINKLEY, C.	5	71	183	0	183	36.6
SELLERS, Jeremy	5	21	49	0	49	9.8
SMITH, Derrell	5	10	22	0	22	4.4
HOGUE, Doug	2	3	13	0	13	6.5
DANTLEY, Cam	3	4	-2	15	13	4.3
CHIARA, Paul	5	1	1	0	1	0.2
FIAMMETTA, Tony	5	1	1	0	1	0.2
TEAM	3	5	-17	0	-17	-5.7
Total.....	5	297	203	1160	1363	272.6
Opponents.....	5	380	1157	1267	2424	484.8

FIELD GOALS	FGM-FGA	Pct	01-19	20-29	30-39	40-49	50-99	Lg	Blk
SHADLE, Patrick	5-8	62.5	0-0	1-1	0-2	4-4	0-1	44	2

FG SEQUENCE	Syracuse	OPPONENTS
Washington	(42),(42)	-
Iowa	39,38	-
Illinois	(44),(42)	(32),(50)
Louisville	(26)	-
Miami	50	45,(19)

PUNTING	No.	Yds	Avg	Long	TB	FC	I20	Blkd
LONG, Rob	31	1327	42.8	58	5	8	8	0
BARKER, John	3	146	48.7	65	1	0	2	0
Total.....	34	1473	43.3	65	6	8	10	0
Opponents.....	22	821	37.3	53	2	8	10	0

KICKOFFS	No.	Yds	Avg	TB	OB	Retn	Net	YdLn
SHADLE, Patrick	19	1094	57.6	0	0			
Total.....	19	1094	57.6	0	0	332	40.1	29
Opponents.....	29	1761	60.7	1	0	677	36.7	33

Numbers in (parentheses) indicate field goal was made.

ALL PURPOSE	G	Rush	Rec	PR	KOR	IR	Tot	Avg/G
SUTER, Max	5	0	0	0	586	0	586	117.2
SMITH, Taj	5	0	342	0	0	0	342	68.4
BRINKLEY, C.	5	183	149	0	0	0	332	66.4
WILLIAMS, Mike	5	0	260	0	0	0	260	52.0
NESHEIWAT, J.	5	0	127	0	0	0	127	25.4
HOLMES, Mike	5	0	0	0	91	0	91	18.2
MOSS, Rice	5	0	85	0	0	0	85	17.0
SELLERS, Jeremy	5	49	31	0	0	0	80	16.0
MERKERSON, D.	3	0	64	0	0	0	64	21.3
WILLIAMS, Bruce	5	0	0	26	0	23	49	9.8
McCLAIN, Jameel	5	0	0	0	0	38	38	7.6
BROWN, A.J.	5	0	0	0	0	38	38	7.6
FIELDS, Joe	5	0	0	0	0	34	34	6.8
LOBDELL, Lavar	5	0	32	0	0	0	32	6.4
SMITH, Derrell	5	22	8	0	0	0	30	6.0
FIAMMETTA, Tony	5	1	28	0	0	0	29	5.8
OWEN, Mike	5	0	15	0	0	0	15	3.0
HOGUE, Doug	2	13	0	0	0	0	13	6.5
CHIARA, Paul	5	1	9	0	0	0	10	2.0
SHEERAN, Dan	5	0	5	0	0	0	5	1.0
KAPALANGA, A.	4	0	5	0	0	0	5	1.2
DANTLEY, Cam	3	-2	0	0	0	0	-2	-0.7
TEAM	3	-17	0	0	0	0	-17	-5.7
ROBINSON, A.	5	-47	0	0	0	0	-47	-9.4
Total.....	5	203	1160	26	677	133	2199	439.8
Opponents.....	5	1157	1267	222	332	13	2991	598.2

**Syracuse (1-4, 1-0 BIG EAST)**  
**Syracuse Overall Defensive Statistics (as of Sep 29, 2007)**  
**All games**

DEFENSIVE LEADERS	GP-GS	-----Tackles-----				-Sacks-		---Pass Def---			-Fumbles-		Blkd	
		Solo	Ast	Total	TFL/Yds	No-Yds	Int-Yds	BrUp	QBH	Rcv-Yds	FF	Kick	Saf	
5 FIELDS, Joe	5-5	26	16	42	0.5-1	.	3-34	1	.	.	.	.	.	
45 FLAHERTY, Jake	5-5	17	19	36	1.5-6	.	.	.	.	.	.	.	.	
52 McCLAIN, Jameel	5-5	16	17	33	3.5-15	1.5-12	1-38	1	.	1-0	2	1	.	
30 GIRUZZI, V.	5-5	17	13	30	1.0-5	.	.	1	1	.	.	.	.	
17 BROWN, A.J.	5-5	18	9	27	1.5-3	.	2-38	1	.	.	1	.	.	
27 CHESTNUT, Nick	5-5	19	7	26	.	.	.	.	.	.	.	.	.	
33 MALJOVEC, Ben	5-4	15	11	26	.	.	.	.	.	2-2	.	.	.	
26 DAVIS, Dwayne	5-5	22	2	24	2.0-6	.	.	4	.	.	.	.	.	
97 JONES, Arthur	5-5	12	11	23	8.5-20	1.0-4	.	.	.	.	.	.	.	
91 GILBEAUX, B.	5-5	12	8	20	2.5-6	.	.	.	.	.	.	.	.	
51 JENKINS, Tony	5-5	10	7	17	4.0-14	2.0-12	.	.	1	.	1	.	.	
35 HOLMES, Mike	5-1	9	5	14	.	.	.	1	.	.	.	.	.	
95 SANTIAGO, Nick	5-0	3	6	9	1.0-6	0.5-4	.	.	.	.	.	.	.	
15 WILLIAMS, Bruce	5-0	6	3	9	.	.	1-23	.	.	.	.	.	.	
55 WILLIAMS, Lee	4-0	2	4	6	1.0-1	.	.	.	1	.	.	.	.	
90 KIMMEL, Jared	4-0	3	2	5	.	.	.	1	.	.	1	.	.	
85 OWEN, Mike	5-1	3	2	5	.	.	.	.	.	.	.	.	.	
94 TRIBBEY, Bud	5-0	3	2	5	.	.	.	.	.	.	.	.	.	
34 CHIARA, Paul	5-0	4	.	4	.	.	.	.	.	.	.	.	.	
46 CANTEY, Parker	4-0	4	.	4	.	.	.	.	.	.	.	.	.	
48 SUTER, Max	5-0	2	2	4	.	.	.	.	.	.	.	.	.	
50 MELE, Mike	4-0	3	1	4	.	.	.	1	.	.	.	.	.	
56 PERKINS, A.	3-0	2	.	2	.	.	.	.	.	.	.	.	.	
24 SELLERS, Jeremy	5-0	2	.	2	.	.	.	.	.	.	.	.	.	
29 TANNER, Jason	2-0	2	.	2	.	.	.	.	.	.	.	.	.	
14 BROWN, Quinton	4-0	1	1	2	.	.	.	.	.	.	.	.	.	
20 McKINNON, Randy	5-0	2	.	2	.	.	.	.	.	.	.	.	.	
93 LEWIS, Andrew	5-0	.	1	1	.	.	.	.	.	.	.	.	.	
25 SMITH, Derrell	5-0	1	.	1	.	.	.	.	.	.	.	.	.	
72 HAMMOND, Ian	5-0	1	.	1	.	.	.	.	.	.	.	.	.	
80 NESHEIWAT, J.	5-5	1	.	1	.	.	.	.	.	.	.	.	.	
4 SMITH, Taj	5-5	1	.	1	.	.	.	.	.	.	.	.	.	
28 SCOTT, Nico	5-0	1	.	1	.	.	.	.	.	.	.	.	.	
Total.....	5-0	240	149	389	27-83	5-32	7-133	11	3	3-2	5	1	.	
Opponents.....	5-0	172	146	318	39-149	22-107	1-13	13	6	4-0	1	2	.	

# SYRACUSE vs. #13/12 WEST VIRGINIA

• October 6, 2007 (12:00 p.m.) • ESPN Regional Television) • Carrier Dome • Syracuse, NY •



## TEAM GAME-BY-GAME STATISTICS

		Wash.	Iowa	Illinois	Louis.	Miami (OH)	WVU	Rutgers	Buffalo	Pitt.	USF	UConn	Cincy
TOTAL OFFENSE	SU	207	103	286	465	302							
	OPP	444	408	508	628	436							
TOTAL PLAYS	SU	61	50	63	61	62							
	OPP	62	78	71	93	76							
AVG. Yds/Play	SU	3.4	2.1	4.5	7.6	4.9							
	OPP	7.2	5.2	7.2	6.8	5.7							
RUSHING:	Yds.	SU	8	24	63	42	66						
		OPP	302	118	378	73	286						
	Att.	SU	29	30	34	35	26						
		OPP	41	41	51	28	50						
	TDs	SU	0	0	1	0	0						
		OPP	6	1	4	1	2						
PASSING:	Yds.	SU	199	79	223	423	236						
		OPP	142	290	130	555	150						
	Att.	SU	32	20	29	26	36						
		OPP	21	37	20	65	26						
	Comp.	SU	20	7	19	17	17						
		OPP	15	24	15	45	13						
Comp. Pct.	SU	62.5	35.0	65.5	65.4	47.2							
	OPP	71.4	64.9	75	69.2	50.0							
TDs	SU	1	0	1	4	2							
	OPP	0	4	1	4	0							
Int.	SU	0	1	0	0	0							
	OPP	0	2	0	2	3							
1st DOWNS:	Total	SU	13	5	14	16	14						
		OPP	23	22	26	37	19						
	Rush	SU	3	2	6	2	4						
		OPP	16	7	17	3	13						
	Pass	SU	9	3	8	14	10						
		OPP	7	14	6	29	5						
Penalty	SU	1	0	0	0	0							
	OPP	0	1	3	5	1							
TIME OF POSS.	SU	31:51	24:12	29:13	26:44	23:08							
	OPP	28:09	35:48	29:46	33:16	36:52							
3rd DOWN CONV.	SU	6-15	2-15	5-16	5-13	3-13							
	OPP	7-11	13-19	5-11	4-13	7-17							
4th DOWN CONV.	SU	1-1	0-1	2-3	0-0	0-1							
	OPP	0-0	1-1	0-0	1-3	0-0							
PUNTING:#-Avg.	SU	6-48.3	8-42.6	6-43.8	6-41.3	8-41.4							
	OPP	4-46.2	4-31.8	3-33.3	5-25.2	6-47.2							
FUMBLES: #-Lost	SU	2-1	0-0	1-0	3-2	1-1							
	OPP	0-0	1-1	1-0	2-2	2-0							
PENALTIES: #-Yds.	SU	7-45	6-40	5-55	11-96	7-40							
	OPP	8-56	4-35	6-46	12-105	10-89							
PUNT RET.: #-Yds.	SU	2-20	0-0	0-0	0-0	1-6							
	OPP	0-0	5-113	5-40	4-33	3-36							
KO RET.: #-Yds.	SU	7-205	5-91	7-137	4-148	3-96							
	OPP	4-73	1-19	3-45	7-162	2-33							
SACKS BY: #-Yds.	SU	0-0	2-12	0-0	1-10	2-10							
	OPP	7-21	6-32	5-27	2-15	2-12							

# SYRACUSE vs. #13/12 WEST VIRGINIA

• October 6, 2007 (12:00 p.m.) • ESPN Regional Television) • Carrier Dome • Syracuse, NY •



## INDIVIDUAL GAME-BY-GAME STATISTICS

### RUSHING (CARRIES-YDS/TDS)

Player	Wash.	Iowa	Illinois	Louis.*	Miami (OH)	WVU*	Rutgers*	Buffalo	Pitt.*	USF *	UConn *	Cincy*
Brinkley, Curtis	6-4/0	12-36/0	18-54/0	23-53/0	12-36/0							
Chiara, Paul	0-0/0	0-0/0	1-1/0	0-0/0	0-0/0							
Dantley, Cameron	1-(-2)/0	0-0/0	0-0/0	0-0/0	0-0/0							
Fiammetta, Tony	1-1/0	0-0/0	0-0/0	0-0/0	0-0/0							
Hogue, Doug	DNP	DNP	3-13/0	0-0/0	0-0/0							
Robinson, Andrew	13-(-17)/06-(-32)/0		8-(-20)/0	7-(-2)/0	6-24/0							
Sellers, Jeremy	3-3/0	7-17/0	4-15/1	1-0/0	6-14/0							
Smith, Derrell	5-19/0	5-3/0	0-0/0	0-0/0	0-0/0							
Smith, Taj	0-0/0	0-0/0	0-0/0	1-0/0	0-0/0							

### RECEIVING (RECEPTIONS-YDS/TDS)

Player	Wash.	Iowa	Illinois	Louis.*	Miami (OH)	WVU*	Rutgers*	Buffalo	Pitt.*	USF *	UConn *	Cincy*
Brinkley, Curtis	4-63/0	0-0/0	4-89/0	1-(-3)/0	0-0/0							
Chiara, Paul	1-3/0	0-0/0	1-6/0	0-0/0	0-0/0							
Fiammetta, Tony	0-0/0	0-0/0	4-18/0	1-10/0	0-0/0							
Kapalanga, Arthur	0-0/0	1-5/0	0-0/0	0-0/0	0-0/0							
Lobdell, Lavar	1-9/0	1-12/0	0-0/0	0-0/0	1-11/0							
Merkerson, Da'Mon	DNP	DNP	2-22/0	1-42/1	0-0/0							
Moss, Rice	1-13/0	0-0/0	1-5/0	2-33/0	3-34/0							
Nesheiwat, Jawad	1-15/0	0-0/0	2-14/1	3-85/0	2-13/0							
Owen, Mike	2-15/0	0-0/0	0-0/0	0-0/0	0-0/0							
Sellers, Jeremy	1-4/0	0-0/0	1-27/0	0-0/0	0-0/0							
Sheeran, Dan	0-0/0	0-0/0	1-5/0	0-0/0	0-0/0							
Smith, Derrell	1-9/0	1-(-1)/0	0-0/0	0-0/0	0-0/0							
Smith, Taj	5-33/0	3-51/0	1-4/0	4-173/2	6-81/1							
Williams, Mike	3-35/0	1-12/0	2-33/0	5-83/1	5-97/1							

### PASSING

#### Robinson, Andrew

	Att	Comp	Int	Pct	Yards	TD	Long	Sack
WASHINGTON	32	20	0	62.5	199	1	28	7
at Iowa	20	7	1	35.0	79	0	28	6
ILLINOIS	26	17	0	65.3	208	0	62	5
at Louisville*	26	17	0	65.3	423	4	79	2
at Miami (OH)	36	17	0	47.2	236	2	43	2
WEST VIRGINIA*								
RUTGERS*								
BUFFALO								
at Pittsburgh*								
SOUTH FLORIDA*								
at Connecticut*								
CINCINNATI*								

#### Dantley, Cameron

	Att	Comp	Int	Pct	Yards	TD	Long	Sack
WASHINGTON	0	0	0	0.0	0	0	0	0
at Iowa	0	0	0	0.0	0	0	0	0
ILLINOIS	3	2	0	66.7	15	1	8	0
at Louisville*	0	0	0	0.0	0	0	0	0
at Miami (OH)	0	0	0	0.0	0	0	0	0
WEST VIRGINIA*								
RUTGERS*								
BUFFALO								
at Pittsburgh*								
SOUTH FLORIDA*								
at Connecticut*								
CINCINNATI*								

\* Denotes BIG EAST conference game

# SYRACUSE vs. #13/12 WEST VIRGINIA

• October 6, 2007 (12:00 p.m.) • ESPN Regional Television) • Carrier Dome • Syracuse, NY •



## INDIVIDUAL GAME-BY-GAME STATISTICS

### KICKING

Opponent	Shadle, Patrick	
	FG-FGA/Yds (Miss)	PATs
WASHINGTON	2-2 / 42, 42	0-1
at Iowa	0-2 / (39), (38)	0-0
ILLINOIS	2-2 / 44, 42	2-2
at Louisville*	1-1/26	5-5
at Miami (OH)	0-1/ (50)	2-2
WEST VIRGINIA*		
RUTGERS*		
BUFFALO		
at Pittsburgh*		
SOUTH FLORIDA*		
at Connecticut*		
CINCINNATI*		

### KICK RETURNS

Opponent	Holmes, Mike		Suter, Max	
	No - Yds - Avg. - Lg	No - Yds - Avg. - Lg	No - Yds - Avg. - Lg	No - Yds - Avg. - Lg
WASHINGTON	1 - 27 - 27.0 - 27	6 - 178 - 29.7 - 48		
at Iowa	2 - 22 - 11.0 - 13	3 - 69 - 23.0 - 26		
ILLINOIS	2 - 42 - 21.0 - 23	5 - 95 - 19.0 - 25		
at Louisville*	0 - 0 - 0.0 - 0	4 - 148 - 37.0 - 93		
at Miami (OH)	0 - 0 - 0.0 - 0	3 - 96 - 32.0 - 42		
WEST VIRGINIA*				
RUTGERS*				
BUFFALO				
at Pittsburgh*				
SOUTH FLORIDA*				
at Connecticut*				
CINCINNATI*				

### PUNT RETURNS

Opponent	Williams, Bruce			
	No - Yds - Avg. - Lg	No - Yds - Avg. - Lg	No - Yds - Avg. - Lg	No - Yds - Avg. - Lg
WASHINGTON	2 - 20 - 10.0 - 11			
at Iowa	0 - 0 - 0.0 - 0			
ILLINOIS	0 - 0 - 0.0 - 0			
at Louisville*	0 - 0 - 0.0 - 0			
at Miami (OH)	1 - 6 - 6.0 - 6			
WEST VIRGINIA*				
RUTGERS*				
BUFFALO				
at Pittsburgh*				
SOUTH FLORIDA*				
at Connecticut*				
CINCINNATI*				

### PUNTING

Opponent	Barker, John		Long, Rob	
	No - Yds - Avg.-Inside 20	No - Yds - Avg.-Inside 20	No - Yds - Avg.-Inside 20	No - Yds - Avg.-Inside 20
WASHINGTON	2 - 112 - 56.0 - 1	4 - 178 - 44.5 - 1		
at Iowa	0 - 0 - 0.0 - 0	8 - 341 - 42.6 - 2		
ILLINOIS	1 - 34 - 34.0 - 1	5 - 229 - 45.8 - 0		
at Louisville*	0 - 0 - 0.0 - 0	6 - 248 - 41.3 - 2		
at Miami (OH)	0 - 0 - 0.0 - 0	8 - 331 - 41.4 - 3		
WEST VIRGINIA*				
RUTGERS*				
BUFFALO				
at Pittsburgh*				
SOUTH FLORIDA*				
at Connecticut*				
CINCINNATI*				

\* indicates BIG EAST conference game

# SYRACUSE vs. #13/12 WEST VIRGINIA

• October 6, 2007 (12:00 p.m.) • ESPN Regional Television) • Carrier Dome • Syracuse, NY •



ORANGE PRIDE

## INDIVIDUAL GAME-BY-GAME STATISTICS

DEFENSIVE LINE (SOLO-ASSIST/TOTAL)												
Player	Wash.	Iowa	Illinois	Louis.*	Miami (OH)	WVU*	Rutgers*	Buffalo	Pitt.*	USF *	UConn *	Cincy*
Cantey, Parker	DNP	1-0/1	0-0/0	3-0/3	0-0/0							
Gilbeaux, Brandon	5-0/5	2-3/5	1-1/2	2-1/3	2-3/5							
McClain, Jameel	4-2/6	1-7/8	3-4/7	6-1/7	2-3/5							
Jenkins, Tony	0-0/0	2-4/6	3-0/3	1-1/2	4-2/6							
Jones, Arthur	1-0/1	2-7/9	3-1/4	1-1/2	5-2/7							
Kimmel, Jared	1-0/1	1-1/2	0-1/1	1-0/1	DNP							
Lewis, Andrew	0-0/0	0-1/1	0-0/0	0-0/0	0-0/0							
Owen, Mike	1-1/2	0-0/0	0-0/0	0-0/0	0-0/0							
Perkins, Anthony	1-0/1	0-0/0	1-0/1	2-1/3	DNP							
Santiago, Nick	0-1/1	1-1/2	1-1/2	2-2/4	0-1/1							
Tribbey, Bud	3-0/3	0-1/1	0-0/0	0-1/1	0-0/0							
Williams, Lee	DNP	0-0/0	1-2/3	1-1/2	0-1/1							

LINEBACKERS (SOLO-ASSIST/TOTAL)												
Player	Wash.	Iowa	Illinois	Louis.*	Miami (OH)	WVU*	Rutgers*	Buffalo	Pitt.*	USF *	UConn *	Cincy*
Flaherty, Jake	2-2/4	2-4/6	3-4/7	8-3/11	2-6/8							
Giruzzi, Vincenzo	3-3/6	5-3/8	3-3/6	3-1/4	2-3/5							
Maljovec, Ben	3-4/7	3-1/4	0-0/0	2-1/3	7-5/12							
Mele, Mike	1-1/2	DNP	0-0/0	1-0/1	1-0/1							

DEFENSIVE BACKS (SOLO-ASSIST/TOTAL)												
Player	Wash.	Iowa	Illinois	Louis.*	Miami (OH)	WVU*	Rutgers*	Buffalo	Pitt.*	USF *	UConn *	Cincy*
Brown, A.J.	6-2/8	2-4/6	5-2/7	2-0/2	3-1/4							
Brown, Quinton	0-0/0	1-1/2	0-0/0	0-0/0	DNP							
Chestnut, Nick	2-3/5	2-2/4	4-0/4	9-1/10	2-1/3							
Davis, Dwayne	5-1/6	6-1/7	3-0/3	4-0/4	4-0/4							
Fields, Joe	2-4/6	4-6/10	8-2/10	8-2/10	4-2/6							
<b>Holmes, Mike</b>	<b>0-0/0</b>	<b>0-1/1</b>	3-3/6	3-1/4	3-0/3							
McKinnon, Randy	0-0/0	0-0/0	0-0/0	2-0/2	0-0/0							
Scott, Nico	0-0/0	0-0/0	0-0/0	1-0/1	0-0/0							
Suter, Max	0-0/0	0-0/0	1-0/1	1-2/3	0-0/0							
<b>Tanner, Jason</b>	<b>0-0/0</b>	<b>1-0/1</b>	DNP	DNP	DNP							
Williams, Bruce	0-0/0	1-1/2	5-2/7	0-0/0	0-0/0							

OTHER (SOLO-ASSIST/TOTAL)												
Player	Wash.	Iowa	Illinois	Louis.*	Miami (OH)	WVU*	Rutgers*	Buffalo	Pitt.*	USF *	UConn *	Cincy*
Chiara, Paul	0-0/0	1-0/1	2-0/2	0-0/0	1-0/1							
Hammond, Ian	0-0/0	0-0/0	1-0/1	0-0/0	0-0/0							
Nesheiwat, Jawad	0-0/0	1-0/1	0-0/0	0-0/0	0-0/0							
Sellers, Jeremy	0-0/0	0-0/0	1-0/1	0-0/0	1-0/1							
Smith, Derrell	0-0/0	0-0/0	0-0/0	0-0/0	1-0/1							
Smith, Taj	0-0/0	1-0/1	0-0/0	0-0/0	0-0/0							

\* Denotes BIG EAST conference game

# SYRACUSE vs. #13/12 WEST VIRGINIA

• October 6, 2007 (12:00 p.m. • ESPN Regional Television) • Carrier Dome • Syracuse, NY •



## ORANGE CAREER HIGHS

# 13 JOHN BARKER		
Punting	Number	2 vs. Washington, 2007
	Yards	112 vs. Washington, 2007
	Average	56.0 vs. Washington, 2007
	Long	65 vs. Washington, 2007

# 22 CURTIS BRINKLEY		
Rushing	Yards	108 vs. Miami (OH), 2006
	Carries	23 vs. Louisville, 2007
	Longest	26 vs. Miami (OH), 2006
	Touchdowns	1 vs. Miami (OH), Connecticut, 2006
Punt Returns	Yards	20 vs. West Virginia, 2005
	Returns	1 vs. West Virginia, 2005
	Longest	20 vs. West Virginia, 2005
Kick Returns	Yards	4 vs. Notre Dame, 2005; West Virginia, 2006
	Longest	91 vs. West Virginia, 2006
	Yards	48 vs. Rutgers, 2005
Receiving	Yards	89 vs. Illinois, 2007
	Receptions	4 vs. Louisville, 2006; Washington, Illinois, 2007
	Touchdowns	1 vs. Connecticut, 2006
	Longest	62 vs. Illinois

# 17 A.J. BROWN		
Tackles	Solo	6 vs. Louisville, 2006; Washington, 2007
	Assist	4 vs. Louisville, 2006; Iowa, 2007
	Total	10 vs. Louisville, 2006
TFL/Yds		1.0/2 vs. Illinois, 2007
Interceptions		1 vs. Iowa, Illinois, South Florida, 2006; vs. Louisville, Miami (OH), 2007
INT Return Yds		23 vs. Louisville, 2007
Breakups		1 vs. Miami (OH), 2006; Louisville, 2007
Fumbles Forced		1 vs. Louisville, 2006, Illinois, 2007

# 14 QUINTON BROWN		
Receiving	Yards	2 vs. Rutgers, 2004
	Receptions	2 vs. Florida State, 2004
	Longest	2 vs. Rutgers, 2004

# 99 CORNELIUS CAMPBELL		
Tackles	Solo	2 vs. Miami (OH), Rutgers, 2006
	Assist	3 vs. West Virginia, 2006
	Total	4 vs. Rutgers, 2006
TFL/Yds		2.0/5 vs. Miami (OH), 2006
Sacks		2.0/5 vs. Miami (OH), 2006

# 46 PARKER CANTEY		
Tackles	Solo	3 vs. Louisville, 2007
	Assist	0
	Total	3 vs. Louisville, 2007

# 3 DELONE CARTER		
Rushing	Yards	129 vs. Wyoming, 2006
	Carries	21 vs. Cincinnati, 2006
	Longest	47 vs. South Florida, 2006
	Touchdowns	4 vs. Wyoming, 2006
Receiving	Yards	22 vs. Pittsburgh, 2006
	Receptions	2 vs. Pittsburgh, Cincinnati, Connecticut, 2006

# 27 NICK CHESTNUT		
Tackles	Solo	9 vs. Louisville, 2006; Louisville, 2007
	Assist	4 vs. Wake Forest, 2006
	Total	11 vs. Louisville, 2006
Forced Fumbles		1 vs. Wake Forest, 2006
INTs/Return Yds		1/16 vs. Connecticut, 1/0 vs. West Virginia, 2006
Receiving	Yards	43 vs. Louisville, 2005
	Receptions	2 vs. Rutgers & Louisville, 2005
	Touchdowns	1 vs. Florida State, Connecticut & Louisville, 2005
	Longest	36 vs. Louisville, 2005

# 34 PAUL CHIARA		
Rushing	Yards	38 vs. Louisville, 2005
	Carries	8 vs. Louisville, 2005
	Longest	24 vs. Louisville, 2005
	Touchdowns	1 vs. Louisville, 2005
Receiving	Yards	27 vs. Louisville, 2005
	Receptions	3 vs. Louisville, 2005
	Longest	13 vs. Louisville, 2005
Tackles	Solo	2 vs. Illinois, 2007
	Assist	1 vs. Rutgers & South Florida, 2005; Iowa, Pitt, 2006
	Total	2 vs. Illinois, 2007

# 7 DONTE DAVIS		
Receiving	Yards	53 vs. Pittsburgh, 2006
	Receptions	5 vs. Pittsburgh, 2006
	Longest	26 vs. Pittsburgh, 2006

# 26 DOWAYNE DAVIS		
Tackles	Solo	8 vs. Cincinnati, 2005
	Assist	8 vs. Connecticut & Notre Dame, 2005
	Total	15 vs. Connecticut, 2005
TFL/Yds		1.0/10 vs. Buffalo, 2005; 1.0/1 vs. Washington, 1.0/5 vs. Iowa 2007
Sack/Yds		1.0/10 vs. Buffalo, 2005
Interceptions	Yards	1 vs. Virginia, & Rutgers, 2005
		37 vs. Virginia, 2005
Pass Breakups		2 vs. Illinois, 2006; vs. Louisville, Miami (OH), 2007
Fumble Recovery		1 vs. Pittsburgh, 2005
Fumbles Forced		1 vs. Notre Dame, 2005; vs. Pittsburgh, 2006

# 43 TONY FIAMMETTA		
Rushing	Yards	10 vs. Wake Forest, 2006
	Carries	4 vs. Iowa, 2006
	Longest	7 vs. Wake Forest, 2006
Kickoff Returns		1 vs. Wyoming, Louisville, 2006
Receiving	Yards	16 vs. Louisville, 2006
	Yards	18 vs. Illinois, 2007
	Receptions	4 vs. Illinois, 2007
	Long	11 vs. Illinois, 2007

# 5 JOE FIELDS		
Tackles	Solo	8 vs. Illinois, Louisville 2007
	Assist	7 vs. West Virginia, 2006
	Total	12 vs. West Virginia, 2006
Breakups		1 vs. Iowa, Wyoming, Pitt, South Florida, 2006
Sacks/Yds		1.0/7 vs. Miami (OH), 2006
TFL/Yds		1.0/7 vs. Miami (OH), 1.0/1 vs. Cincinnati, 2006
Interceptions/Ret. Yds.		2/6 vs. Connecticut, 2006; 2/(-1) vs. Miami (OH) 2007
Passing	Yards	131 vs. Cincinnati, 2005
	Attempts	15 vs. Purdue, 2004
	Completions	8 vs. Purdue, 2004
	Longest	70 vs. Cincinnati, 2005
	Touchdowns	1 vs. Pittsburgh, 2004
Rushing	Yards	72 vs. Rutgers, 2005
	Carries	9 vs. Purdue, 2004; Cincinnati, 2005
	Longest	14 vs. Buffalo and Cincinnati, 2004; Rutgers, 2005

# 45 JAKE FLAHERTY		
Tackles	Solo	8 vs. Louisville, 2007
	Assist	6 vs. Miami (OH), 2007
	Total	11 vs. Louisville, 2007
TFL/Yds		1.5/6 vs. Louisville, 2007

# 91 BRANDON GILBEAU		
Tackles	Solo	5 vs. Rutgers, 2006; Washington, 2007
	Assist	3 vs. Iowa, Miami (OH), 2007
	Total	6 vs. Rutgers, 2006
Sacks/Yds		1.0/7 vs. Connecticut, 2006
TFL/Yds		1.5/4 vs. Louisville, 2007

# 30 VINCENZO GIRUZZI		
Tackles	Solo	5 vs. Iowa, 2007
	Assist	3 vs. Washington, Iowa, Illinois, Miami (OH), 2007
	Total	8 vs. Iowa, 2007
Breakups		1 vs. Illinois, 2007
TFL/Yds		1.0/5 vs. Louisville, 2007

# SYRACUSE vs. #13/12 WEST VIRGINIA

• October 6, 2007 (12:00 p.m.) • ESPN Regional Television) • Carrier Dome • Syracuse, NY •



## ORANGE CAREER HIGHS

### #72 IAN HAMMOND

Tackles	Solo	1 vs. Illinois, 2007
	Assist	0
	Total	1 vs. Illinois, 2007

### # 6 DONTA HERROD

Tackles	Solo	1 vs. Louisville, 2005; Illinois, WVU, Connecticut, 2006
	Assist	1 vs. Buffalo, Virginia, Pittsburgh & Notre Dame, 2005; vs. Wake Forest, Miami (OH), WVU, 2006
	Total	2 vs. West Virginia, 2006
Fumble Recoveries		1 vs. West Virginia, 2006

### # 35 MIKE HOLMES

Kick Returns		2 vs. Iowa, Illinois 2007
	Yards	42 vs. Illinois, 2007
	Longest	27 vs. Washington, 2007
Tackles	Solo	3 vs. Illinois, Louisville, Miami (OH), 2007
	Assist	3 vs. Illinois, 2007
	Total	6 vs. Illinois, 2007
Pass Breakups		1 vs. Miami (OH), 2007

### # 51 TONY JENKINS

Tackles	Solo	5 vs. Florida State & Georgia Tech, 2004
	Assist	5 vs. Connecticut, & Notre Dame 2005; Miami (OH), West Virginia, 2006
	Total	8 vs. Miami (OH), 2006
Pass Breakup		2 vs. Louisville, 2005
Fumble Recovery		1 vs. Connecticut, 2004; vs. Pittsburgh, 2006
Fumbles Forced		1 vs. West Virginia, 2005; vs. Miami (OH), 2007
Sack/Yds		1.0/6 vs. Cincinnati, 2005; Wake Forest 2006; Miami (OH), 2007
		1.0/5 vs. Connecticut, 2006
TFL/Yds		2.0/9 vs. Georgia Tech, 2004; 2.0/13 vs. Illinois, 2006; 2.0/2 vs. Miami (OH), 2.0/8 vs. Connecticut, 2006

### # 97 ARTHUR JONES

Tackles	Solo	5 vs. Miami (OH), 2007
	Assist	7 vs. Iowa, 2007
	Total	9 vs. Iowa, 2007
Sack/Yds		1.0/4 vs. Miami (OH), 2007
TFL/Yds		3.0/7 vs. Miami (OH), 2007
Fumble Recoveries/Yds		1/0 vs. South Florida, 2006

### # 98 ARTHUR KAPALANGA

Receiving	Yards	8 vs. Rutgers, 2006
	Receptions	1 vs. Louisville 2005; Rutgers 2006; Iowa 2007
	Longest	8 vs. Rutgers, 2006

### # 90 JARED KIMMEL

Tackles	Solo	1 vs. Washington, Iowa, Louisville 2007
	Assist	1 vs. Iowa, Illinois 2007
	Total	2 vs. Iowa, 2007
Forced Fumbles		1 vs. Louisville, 2007
Pass Breakups		1 vs. Louisville, 2007

### # 11 LAVAR LOBDELL

Receiving	Yards	19 vs. Iowa, 2006
	Receptions	2 vs. Iowa, 2006
	Longest	18 vs. Illinois, 2006

### # 47 ROB LONG

Punting	Number	8 vs. Iowa, Miami (OH), 2007
	Yards	341 vs. Iowa, 2007
	Average	45.8 vs. Illinois, 2007
	Long	58 vs. Illinois, 2007

### # 33 BEN MALJOVEC

Tackles	Solo	7 vs. Miami (OH), 2007
	Assist	5 vs. Miami (OH), 2007
	Total	12 vs. Miami (OH), 2007
Interceptions		1 vs. Miami (OH), Cincinnati, 2006
	Int. Ret. Yds.	27 vs. Miami (OH), 2006
	Int. Ret. TDs	1 vs. Miami (OH), 2006
Pass Breakups		1 vs. Connecticut, 2006
Fumble Recoveries/Ret. Yds.		2/2 vs. Louisville, 2007

### # 52 JAMEEL MCCLAIN

Tackles	Solo	6 vs. Louisville, 2007
	Assist	7 vs. West Virginia, 2006; Iowa, 2007
	Total	9 vs. Cincinnati, 2006
Forced Fumbles		1 vs. Iowa, 2007
Fumble Recovery		1 vs. Connecticut, 2004; South Florida, 2006; Iowa, 2007
Pass Breakups		1 vs. Louisville, 2005; vs. Wyoming, Louisville, 2006;
		vs. Louisville, 2007
Sacks/Yds.		2/15 vs. Iowa, 2006; 2/8 vs. Miami (OH), 2006
TFL/Yds.		2.5/5 vs. Illinois, 2.5/11 vs. Cincinnati, 2.5/7 vs. Connecticut, 2006
Interceptions-Ret. Yds		1-38 vs. Louisville, 2007

### # 20 RANDY MCKINNON

Tackles	Solo	2 vs. Louisville, 2007
	Total	2 vs. Louisville, 2007

### # 50 MIKE MELE

Tackles	Solo	1 vs. Washington, Louisville, Miami (OH), 2007
	Assist	1 vs. Washington, 2007
	Total	2 vs. Washington, 2007
Pass Breakups		1 vs. Louisville, 2007

### # 86 MAX MEISEL

Punt Returns		4 vs. Miami (OH), 2006
	Yards	36 vs. Illinois, 2006
	Longest	16 vs. Illinois, 2006
Tackles		1 vs. Wyoming, 2006

### # 84 DA'MON MERKERSON

Receiving	Yards	43 vs. Louisville, 2007
	Receptions	2 vs. Illinois, 2007
	Longest	43 vs. Louisville, 2007
	Touchdowns	1 vs. Louisville, 2007

### # 12 RICE MOSS

Receiving	Yards	116 vs. Louisville, 2005
	Receptions	6 vs. Louisville, 2005
	Longest	50 vs. Cincinnati, 2005
	Touchdowns	1 vs. Wake Forest, 2006

### # 80 JAWAD NESHEIWAT

Receiving	Receptions	4 vs. Cincinnati, 2006
	Yards	85 vs. Louisville, 2007
	Longest	48 vs. Louisville, 2007
	Touchdowns	1 vs. Miami (OH), Rutgers, 2006; Illinois, 2007

### # 85 MIKE OWEN

Tackles	Solo	2 vs. Louisville, 2007
	Assist	1 vs. Wake Forest, Iowa, Illinois, Miami (OH), West Virginia, 2006; Washington, 2007
	Total	3 vs. Louisville, 2007
Receiving	Receptions	2 vs. Washington, 2007
	Yards	15 vs. Washington, 2007
	Longest	8 vs. Washington, 2007

### # 56 ANTHONY PERKINS

Tackles	Solo	1 vs. Washington, Illinois 2007
	Total	1 vs. Washington, Illinois 2007

### # 9 ANDREW ROBINSON

Passing	Yards	423 vs. Louisville, 2007
	Attempts	36 vs. Miami (OH), 2007
	Completions	20 vs. Washington, 2007
	Touchdowns	4 vs. Louisville, 2007
	Interceptions	1 vs. Iowa, 2007
Rushing	Yards	31 vs. Rutgers, 2006
	Carries	8 vs. Illinois, 2007
	Longest	18 vs. Rutgers, 2006; Miami (OH), 2007
Receiving	Catches	1 vs. Rutgers, 2006
	Yards	4 vs. Rutgers, 2006

# SYRACUSE vs. #13/12 WEST VIRGINIA

• October 6, 2007 (12:00 p.m.) • ESPN Regional Television) • Carrier Dome • Syracuse, NY •



ORANGE PRIDE

## ORANGE CAREER HIGHS

### # 95 NICK SANTIAGO

Tackles	Solo	2 vs. Buffalo, 2005; Illinois, 2006; Louisville, 2007
	Assist	3 vs. Cincinnati, 2006
	Total	4 vs. Cincinnati, 2006; Louisville, 2007
TFL/Yds		1.0/3 vs. Illinois, 1.0/1 vs. Louisville, 2006; 1.0/8 vs. Iowa, 2007
Sacks/Yds		1.0/3 vs. Illinois, 2006; 1.0/8 vs. Iowa, 2007
Fumbles Forced		1 vs. West Virginia, 2006

### # 24 JEREMY SELLERS

Rushing	Yards	17 vs. Iowa, 2007
	Carries	7 vs. Iowa, 2007
	Longest	9 vs. Iowa, 2007
	Touchdowns	1 vs. Illinois, 2007
Receiving	Yards	27 vs. Illinois, 2007
	Receptions	2 vs. Boston College, 2004
	Longest	27 vs. Illinois, 2007
Kickoff Return		2 vs. West Virginia, 2004
	Yards	9 vs. West Virginia, 2004
Tackles	Longest	6 vs. West Virginia, 2004
	Solo	2 vs. Iowa, 2006
	Total	2 vs. Iowa, 2006

### # 42 PATRICK SHADLE

Field Goals	Made	2 vs. Iowa, Miami (OH), Wyoming, Louisville, vs. Connecticut, 2006; Washington, Illinois, 2007
	Attempted	3 vs. Iowa, 2006
	Longest	46 vs. Wake Forest, 2006
PAT's	Attempts	5 vs. Louisville, 2007
	Made	5 vs. Louisville, 2007

### # 81 DAN SHEERAN

Receiving	Receptions	1 vs. Illinois, 2007
	Yards	5 vs. Illinois, 2007
	Longest	5 vs. Illinois, 2007

### # 25 DERRELL SMITH

Rushing	Yards	19 vs. Washington, 2007
	Carries	5 vs. Washington, 2007
	Longest	8 vs. Washington, 2007
Receiving	Yards	9 vs. Washington, 2007
	Receptions	1 vs. Washington, Iowa, 2007
	Longest	9 vs. Washington

### # 4 TAJ SMITH

Receiving	Yards	173 vs. Louisville, 2007
	Receptions	6 vs. Miami (OH), 2007
	Longest	79 vs. Louisville, 2007
	Touchdowns	2 vs. Louisville, 2007
Rushing	Yards	48 vs. Illinois, 2006
	Carries	2 vs. Wake Forest, 2006
	Longest	13 vs. Wake Forest, 2006
	Touchdowns	1 vs. Illinois, 2006

### # 48 MAX SUTER

Kickoff Returns		6 vs. Washington, 2007
	Yards	178 vs. Washington, 2007
	Longest	93 vs. Louisville, 2007
	Touchdowns	1 vs. Louisville, 2007
Tackles	Solo	1 vs. Illinois, Louisville, 2007
	Assist	2 vs. Louisville, 2007
	Total	3 vs. Louisville, 2007

### # 29 JASON TANNER

Tackles	Solo	1 vs. Wake Forest, Illinois, Connecticut, 2006; vs. Washington, Iowa, 2007
	Total	1 vs. Wake Forest, Illinois, Connecticut, 2006; vs. Washington, Iowa, 2007
Kickoff Returns		3 vs. Rutgers, 2006
	Yards	37 vs. Rutgers, 2006
	Longest	17 vs. Rutgers, 2006

### # 94 BUD TRIBBEY

Tackles	Solo	3 vs. Washington, 2007
	Assist	1 vs. Iowa, Louisville, 2007
	Total	3 vs. Washington, 2007

### # 15 BRUCE WILLIAMS

Receiving	Yards	20 vs. Notre Dame, 2005
	Receptions	2 vs. Notre Dame, 2005
	Longest	12 vs. Notre Dame, 2005
Punt Returns	Number	3 vs. South Florida, Notre Dame & Louisville, 2005; vs. Louisville, 2006
	Longest	20 vs. South Florida, 2005
	Yards	39 vs. Louisville, 2005
Kick Returns		5 vs. Louisville, 2005
	Yards	109 vs. Cincinnati, 2005
	Longest	26 vs. Cincinnati, 2005
Interceptions-Return Yds		1-23 vs. Iowa, 2007
	Tackles	Solo 5 vs. Illinois, 2007
	Assist	2 vs. Illinois, 2007
	Total	7 vs. Illinois, 2007

### # 55 LEE WILLIAMS

Tackles	Solo	4 vs. Wyoming, 2006
	Assist	4 vs. West Virginia, 2006
	Total	6 vs. West Virginia, 2006
TFL/Yds		3.0/7 vs. Wyoming, 2006
Sacks/Yds		1.0/2 vs. Wyoming, 1.0/4 vs. Connecticut 2006

### # 1 MIKE WILLIAMS

Receiving	Yards	99 vs. West Virginia, 2006
	Receptions	5 vs. Louisville, 2006; Louisville, Miami (OH), 2007
	Longest	47 vs. West Virginia, 2006
Touchdowns		1 vs. Pittsburgh, WVU, Louisville, USF, 2006 vs. Washington, Louisville, Miami (OH), 2007

SYRACUSE UNIVERSITY FOOTBALL 2007



# SYRACUSE vs. #13/12 WEST VIRGINIA

• October 6, 2007 (12:00 p.m.) • ESPN Regional Television) • Carrier Dome • Syracuse, NY •



## 2007 STARTING LINEUPS

### OFFENSE

Opponent	QB	TB	FB	WR	WR	LT	LG	C	RG	RT	TE
WASHINGTON at Iowa	Robinson	Brinkley	Fiametta	Smith, T.	Williams	Chavers	Madison	McCall	Durand	Norton	Nesheiwat
ILLINOIS at Louisville*	Robinson	Brinkley	Fiametta	Smith, T.	Williams	Chavers	Madison	McCall	Durand	Norton	Nesheiwat
at Miami (OH)	Robinson	Brinkley	Owen (TE)	Smith, T.	Williams	Chavers	Madison	McKenzie	Durand	Norton	Nesheiwat
WEST VIRGINIA*	Robinson	Brinkley	Fiametta	Smith, T.	Williams	Chavers	Madison	McKenzie	Durand	Norton	Nesheiwat
RUTGERS*											
BUFFALO at Pittsburgh*											
SOUTH FLORIDA at Connecticut*											
CINCINNATI*											

### DEFENSE

Opponent	LE	LT	RT	RE	LB	LB	LB	CB	SS	FS	CB
WASHINGTON at Iowa	Gilbeaux	Jones	Jenkins	McClain	Maljovec	Flaherty	Giruzzi	Chestnut	A.J. Brown	Fields	Davis, Dwayne
ILLINOIS at Louisville*	Gilbeaux	Jones	Jenkins	McClain	Maljovec	Flaherty	Giruzzi	Chestnut	A.J. Brown	Fields	Davis, Dwayne
at Miami (OH)	Gilbeaux	Jones	Jenkins	McClain	Maljovec	Flaherty	Giruzzi	Chestnut	A.J. Brown	Fields	Davis, Dwayne
WEST VIRGINIA*	Gilbeaux	Jones	Jenkins	McClain	Maljovec	Flaherty	Giruzzi	Chestnut	A.J. Brown	Fields	Davis, Dwayne
RUTGERS*											
BUFFALO at Pittsburgh*											
SOUTH FLORIDA at Connecticut*											
CINCINNATI*											

^ Syracuse started fifth defensive back in place of a linebacker

### SYRACUSE IN THE REDZONE IN 2007

	In Red Zone	Scores	Total Points	TDs	Rush	Pass	FG-FGA	Did Not Score Because ...					
								Missed FG	Downs	Int	Fumble	Half	Game
Syracuse	1	1	6	1	0	1	0-0	0	0	0	0	0	0
Washington	5	5	35	5	5	0	0-0	0	0	0	0	0	0
Syracuse	1	0	0	0	0	0	0-1	1	0	0	0	0	0
at Iowa	3	3	21	3	1	2	0-0	0	0	0	0	0	0
Syracuse	2	2	14	2	1	1	0-0	0	0	0	0	0	0
Illinois	4	4	24	3	3	0	1-1	0	0	0	0	0	0
Syracuse	3	2	10	1	0	1	1-1	0	0	0	1	0	0
at Louisville *	4	4	28	4	1	3	0-0	0	0	0	0	0	0
Syracuse	0	0	0	0	0	0	0-0	0	0	0	0	0	0
at Miami (OH)	4	3	17	2	2	0	1-1	0	0	0	0	1	0
Syracuse West Virginia *													
Syracuse Rutgers *													
Syracuse Buffalo													
Syracuse at Pittsburgh *													
Syracuse South Florida *													
Syracuse at Connecticut *													
Syracuse Cincinnati *													
<b>Syracuse Totals</b>	<b>7</b>	<b>5</b>	<b>30</b>	<b>4</b>	<b>1</b>	<b>3</b>	<b>1-2</b>	<b>1</b>	<b>0</b>	<b>0</b>	<b>1</b>	<b>0</b>	<b>0</b>
<b>Opponent Totals</b>	<b>20</b>	<b>19</b>	<b>125</b>	<b>17</b>	<b>12</b>	<b>5</b>	<b>2-2</b>	<b>0</b>	<b>0</b>	<b>0</b>	<b>0</b>	<b>1</b>	<b>0</b>

\* indicates BIG EAST conference game

# SYRACUSE vs. #13/12 WEST VIRGINIA

• October 6, 2007 (12:00 p.m.) • ESPN Regional Television) • Carrier Dome • Syracuse, NY •



## 2007 SCORING BY QUARTERS

	1st	2nd	3rd	4th	OT	Total
Syracuse	3	3	0	6		12
Washington	0	14	21	7		42
Syracuse	0	0	0	0		0
at Iowa	14	14	7	0		35
Syracuse	0	0	10	10		20
Illinois	14	3	17	7		41
Syracuse	7	14	10	7		38
at Louisville *	0	7	7	21		35
Syracuse	0	0	7	7		14
at Miami (OH)	0	14	0	3		17
Syracuse						
West Virginia *						
Syracuse						
Rutgers *						
Syracuse						
Buffalo						
Syracuse						
at Pittsburgh *						
Syracuse						
South Florida *						
Syracuse						
at Connecticut *						
Syracuse						
Cincinnati *						
<b>Syracuse Totals</b>	<b>10</b>	<b>17</b>	<b>27</b>	<b>30</b>		<b>84</b>
<b>Opponent Totals</b>	<b>28</b>	<b>52</b>	<b>52</b>	<b>38</b>		<b>170</b>

\* Indicates BIG EAST conference game

## THE ROBINSON YEARS (2005-PRESENT)

SU's record under Greg Robinson when...

	Overall	BIG EAST
SU scores first	6-10	2-6
Opponent scores first	0-12	0-7
SU leads at the half	5-0	2-0
SU leads after three quarters	4-0	1-0
SU back rushes for 100+ yards	4-1	1-1
SU rushes for 250+ yards	1-0	0-0
SU passes for 250+ yards	1-2	1-2
SU rushes for 250+ & passes for 250+ yards	0-0	0-0
SU scores less than 20 points	0-20	0-14
SU scores 20-29 points	1-2	1-0
SU scores 30-39 points	4-0	1-0
SU scores 40+ points	1-0	0-0
Playing on natural grass	1-5	1-3
Playing on AstroTurf	0-0	0-0
Playing on FieldTurf	5-17	1-11
Playing in the Carrier Dome	4-10	1-6

## ROBINSON'S RECORD MONTH-BY-MONTH

Month	Overall	Home
August	0-1	0-1
September	5-7	3-4
October	0-9	0-4
November	1-5	1-1
December	0-0	0-0
January	0-0	0-0
	<b>6-22</b>	<b>4-10</b>

# SYRACUSE vs. #13/12 WEST VIRGINIA

• October 6, 2007 (12:00 p.m.) • ESPN Regional Television • Carrier Dome • Syracuse, NY •



## 2007 TEAM SUPERLATIVES

	SYRACUSE	OPPONENTS
Points	38 vs. Louisville	42, Washington
<b>Low</b>	0 vs. Iowa	17, Miami (OH)
Points in a Half	21 vs. Louisville	28, Washington, Louisville
<b>Low</b>	0 vs. Iowa, Miami (OH)	3, Miami (OH)
First Downs	16 vs. Louisville	37, Louisville
<b>Low</b>	5 vs. Iowa	19, Miami (OH)
Rushing Plays	35 vs. Louisville	51, Illinois
<b>Low</b>	26 vs. Miami (OH)	28, Louisville
Rushing Yards	66 vs. Miami (OH)	378, Illinois
<b>Low</b>	8 vs. Washington	73, Louisville
Passing Plays	36 vs. Miami (OH)	65, Louisville
<b>Low</b>	20 vs. Iowa	20, Illinois
Pass Completions	20 vs. Washington	45, Louisville
<b>Low</b>	7 vs. Iowa	13, Miami (OH)
Passing Yardage	423 vs. Louisville	555, Louisville
<b>Low</b>	79 vs. Iowa	130, Illinois
Total Plays	63 vs. Illinois	93, Louisville
<b>Low</b>	50 vs. Iowa	62, Washington
Total Off. Yards	465 vs. Louisville	628 vs. Louisville
<b>Low</b>	103 vs. Iowa	408, Iowa
Passes Had Intercepted	0 vs. Washington, Illinois, Louisville, Miami (OH)	0, Washington, Illinois
<b>Most</b>	1 vs. Iowa	3, Miami (OH)
Fumbles Lost	0 vs. Iowa, Illinois	0, Washington, Illinois, Miami (OH)
<b>Most</b>	2 vs. Louisville	2, Louisville
Total Turnovers	0 vs. Illinois	0, Washington
<b>Most</b>	2 vs. Louisville	4, Louisville
Sacks By: #-Yds.	2-12 vs. Iowa	7-21, Washington
<b>Low</b>	2-10 vs. Miami (OH)	
	0-0 vs. Washington, Illinois	2-15, Louisville
Penalties	11 vs. Louisville	2-12, Miami (OH)
<b>Low</b>	5 vs. Illinois	12, Louisville
Yards Penalized	96 vs. Louisville	4, Iowa
<b>Low</b>	40 vs. Iowa, Louisville	105, Louisville
Time of Possession	31:51 vs. Washington	35, Iowa
<b>Low</b>	23:08 vs. Miami (OH)	36:52, Miami (OH)
Third Down Conv. %	40.0 vs. Washington	28:09, Washington
<b>Low</b>	13.3 vs. Iowa	68.4, Iowa
		30.8, Louisville

# SYRACUSE vs. #13/12 WEST VIRGINIA

• October 6, 2007 (12:00 p.m.) • ESPN Regional Television) • Carrier Dome • Syracuse, NY •

## 2007 INDIVIDUAL SUPERLATIVES

	SYRACUSE	OPPONENTS
Rushing Attempts	23, Curtis Brinkley vs. Louisville	18, Anthony Allen, Louisville
Rushing Yards	54, Curtis Brinkley vs. Illinois	150, Rashard Mendenhall, Illinois
TDs Rushing	1, Jeremy Sellers vs. Illinois	3, Louis Rankin, Washington 3, Rashard Mendenhall, Illinois
Longest Run	20, Curtis Brinkley vs. Louisville	50, Rashard Mendenhall, Illinois
Pass Attempts	36, Andrew Robinson vs. Miami (OH)	65, Brian Brohm, Louisville
Pass Completions	20, Andrew Robinson vs. Washington	45, Brian Brohm, Louisville
Interceptions Thrown	1, Andrew Robinson vs. Iowa	3, Mike Kokal, Miami (OH)
Pass Pct. (min. 10 att.)	65.4, Andrew Robinson vs. Illinois 65.4, Andrew Robinson vs. Louisville	73.7, Jake Locker, Washington
Yards Passing	423, Andrew Robinson vs. Louisville	555, Brian Brohm, Louisville
Long Pass Play	79, Andrew Robinson vs. Louisville	52, Jake Christensen, Iowa
TDs passing	4, Andrew Robinson vs. Louisville	4, Jake Christensen, Iowa 4, Brian Brohm, Louisville
Pass Receptions	6, Taj Smith vs. Miami (OH)	12, Harry Douglas, Louisville
Yards Receiving	173, Taj Smith vs. Louisville	205, Harry Douglas, Louisville
TDs Receiving	2, Taj Smith vs. Louisville	3, Tony Moeaki, Iowa
All-Purpose Yds.	178, Max Suter vs. Washington	205, Harry Douglas, Louisville
Total Offense	421, Andrew Robinson vs. Louisville	549, Brian Brohm, Louisville
Scoring (points)	12, Taj Smith vs. Louisville	18, Louis Rankin, Washington 18, Tony Moeaki, Iowa 18, Rashard Mendenhall, Illinois
PATs	5, Patrick Shadle vs. Louisville	6, Ryan Perkins, Washington
Field Goals	2, Patrick Shadle vs. Washington 2, Patrick Shadle vs. Illinois	2, Jason Reda, Illinois
Long Field Goal	44, Patrick Shadle vs. Illinois	50, Jason Reda, Illinois
Punts	8, Rob Long vs. Iowa 8, Rob Long vs. Miami (OH)	6, Jacob Richardson, Miami (OH)
Punting Yards	341, Rob Long vs. Iowa	283, Jacob Richardson, Miami (OH)
Long Punt	65, John Barker vs. Washington	53, Jacob Richardson, Miami (OH)
Long Punt Return	11, Bruce Williams vs. Washington	49, Andy Brodell, Iowa
Kickoff Returns	6, Max Suter vs. Washington	6, JaJuan Spillman
Kickoff Return Yards	178, Max Suter vs. Washington	63, Brandon Johnson, Washington
Punt Returns	2, Bruce Williams vs. Washington	5, Kyle Hudson, Illinois
Punt Return Yards	20, Bruce Williams vs. Washington	78, Andy Brodell, Iowa
Interceptions by	2, Joe Fields vs. Miami (OH)	1, Mike Humpal, Iowa
Interception Yds. Gained	38, Jameel McClain vs. Louisville	13, Mike Humpal, Iowa
Longest Int. Return	38, Jameel McClain vs. Louisville	13, Mike Humpal, Iowa
Blocked Field Goals	1, Jameel McClain vs. Miami (OH)	2, Kenny Iwebema, Iowa
Blocked Punts	0	0
Blocked PAT	0	0



ORANGE PRIDE