

# 13/T11 SYRACUSE (12-1) vs SETON HALL (9-3)

DECEMBER 30, 2008 • CARRIER DOME • SYRACUSE, NY



Syracuse Radio Network  
**Matt Park**  
**Bob Snyder**

ESPN  
**John Rooke**  
**Bob Wenzel**

## 2008-09 SCHEDULE (12-1)

### November

#### O'Reilly Auto Parts CBE Classic, Syracuse, NY

16	LE MOYNE	W 85-51
18	RICHMOND	W 76-71
21	OAKLAND	W 86-66

#### O'Reilly Auto Parts CBE Classic, Kansas City, MO

24	vs. #17/18 Florida	W, 89-83
25	vs. #22/23 Kansas	W, 89-81 OT
28	VIRGINIA	W, 73-70

### December

1	COLGATE	W, 86-51
3	CORNELL	W, 88-78
13	LONG BEACH STATE	W, 79-55
15	CLEVELAND STATE	L, 69-72
17	CANISIUS	W, 82-60
20	at #23/21 Memphis	W, 72-65
22	COPPIN STATE	W, 82-71
30	SETON HALL	7:00 p.m.

### January

2	at USF	8:30 p.m.
7	DePAUL	7:00 p.m.
10	at Rutgers	7:30 p.m.
14	at Georgetown	7:30 p.m.
17	NOTRE DAME	12:00 p.m.
19	at Pittsburgh	7:00 p.m.
25	LOUISVILLE	12:00 p.m.
28	at Providence	7:00 p.m.

### February

4	WEST VIRGINIA	7:00 p.m.
7	at Villanova	12:00 p.m.
11	at Connecticut	7:00 p.m.
14	GEORGETOWN	12:00 p.m.
22	VILLANOVA	1:00 p.m.
24	at St. John's	7:30 p.m.

### March

1	CINCINNATI	2:00 p.m.
3	RUTGERS	9:00 p.m.
8	at Marquette	2:00 p.m.

#### BIG EAST Tournament, New York, NY

10-14

## FIVE SU STORYLINES

- SU opens the BIG EAST portion of its 2008-09 slate against Seton Hall.
- Coach Boeheim is now ninth on the Division I career victory list (783).
- Rautins drained an SU record-tying nine threes, and a career-high 29 points, versus Coppin State.
- SU beat consecutive ranked foes (Florida and Kansas) for the first time since 2006.
- Orange overcame double-digit deficits in wins against Kansas, Virginia, Cornell and Memphis.

## BIG EAST CONFERENCE

### SEASON IS HERE

Having completed the non-league portion of its 2008-09 campaign with a 12-1 record and a national ranking, Syracuse now turns its focus to 18 BIG EAST Conference contests. The Orange opens BIG EAST play by hosting Seton Hall in the Carrier Dome on December 30.

Syracuse leads the overall series with Seton Hall, 41-15. The Orange earned a road win last season, beating the Pirates 85-73.

The Pirates come to Syracuse with nine wins in 12 outings. Seton Hall got off to an 8-1 start, a stretch that included a 63-61 triumph against USC in the O'Reilly Auto Parts Puerto Rico Tip-Off. The club's only loss in the early run was to Memphis, 84-70. Seton Hall most recently rebounded from back-to-back losses to IUPUI and James Madison by trouncing Fairleigh Dickinson, 101-70, on Saturday.

Sophomore guard Jeremy Hazell (22.4 ppg.) has emerged as Seton Hall's top offensive threat. Hazell had 35 points in Saturday's victory. Junior forward Robert Mitchell (15.6 ppg., 8.2 rpg.) had 24 points and 10 boards versus Fairleigh Dickinson. Junior guard Eugene Harvey (12.8 ppg.) gives the Pirates a third player averaging double-digit points, while senior John Garcia (9.6 ppg., 8.2 rpg.) has also had solid results despite missing three games with a left-knee injury. Senior guard Paul Gause (8.3 ppg., 2.8 apg.) joins Hazell and Harvey as the three Pirates who have started all 12 games this season. Garcia started all nine games he played.

	<b>VS.</b>	
2008-09	<b>Season</b>	2008-09
12-1	<b>W-L</b>	9-3
9-1	<b>Last 10</b>	7-3
4-1	<b>Last 5</b>	3-2
81.2	<b>PPG</b>	77.2
67.2	<b>OPP PPG</b>	67.5
+14.0	<b>Margin</b>	+9.7
.503	<b>FG %</b>	.447
.388	<b>FG % DEF</b>	.414
.320	<b>3PT %</b>	.327
.287	<b>3PT % DEF</b>	.268
.656	<b>FT %</b>	.741
40.8	<b>RPG</b>	36.1
35.5	<b>OPP RPG</b>	36.8
5.3	<b>Margin</b>	-0.7
18.5	<b>Assists PG</b>	12.9
16.2	<b>Turnovers PG</b>	13.2
5.5	<b>Blocks PG</b>	3.3
8.7	<b>Steals PG</b>	9.8

## SYRACUSE ALPHABETICAL ROSTER

No.	Player	Pos.	Ht.	Wt.	Class	PPG	RPG
23	Eric Devendorf	G	6-4	180	Jr.	13.9	1.1
<i>Scored 11 unanswered points in the second half against Richmond</i>							
25	Kevin Drew	G	6-2	177	Fr.		
<i>Son of former SU player Bill Drew; also plans to play lacrosse at SU</i>							
10	Jonny Flynn	G	6-0	185	So.	17.5	2.5
<i>Led the team in scoring in first six games; last-second three-pointer sent Kansas game into overtime</i>							
11	Paul Harris	F	6-4	230	Jr.	13.6	8.8
<i>24th career double-double versus Canisius (13 points-11 rebounds)</i>							
00	Rick Jackson	F	6-9	240	So.	6.3	5.7
<i>Career-high 14 points versus Canisius and at Memphis</i>							
3	Mookie Jones	F	6-6	210	Fr.	4.6	1.4
<i>Had a career-high nine points versus Colgate</i>							
32	Kris Joseph	F	6-7	220	Fr.	5.0	3.2
<i>Scored 10 points, grabbed five rebounds versus Florida</i>							
12	Kristof Ongenaet	F	6-8	215	Sr.	1.8	3.8
<i>Started 26 straight games, including the first 11 of the 2008-09 campaign</i>							
21	Arinze Onuaku	F-C	6-9	275	Jr.	12.2	7.6
<i>made 17 consecutive field goals until streak ended against Cleveland State</i>							
32	Jake Presutti	G	6-3	190	Gr.	0.8	0.3
<i>Walk-on who has already earned his undergraduate degree; Hit three-pointer against Colgate</i>							
1	Andy Rautins	G	6-5	205	Jr.	10.0	3.1
<i>Had a career-best nine assists versus Le Moyne; Tied SU record with nine threes against Coppin State</i>							
24	Brandon Reese	G	5-11	155	Fr.	1.0	0.5
<i>Walk-on tallies his first collegiate bucket in season-starter against Le Moyne</i>							
2	Justin Thomas	G	6-1	188	Sr.	0.0	0.0
<i>Walk-on; Saw first season action against Colgate</i>							
45	Sean Williams	C	6-11	240	So.	0.0	0.8
<i>Grabbed his first board of the campaign against Oakland</i>							



# 2008-09 SYRACUSE BASKETBALL

2003 NCAA Champions • 31 NCAA Tournaments • 12 NIT Tournaments • 8 BIG EAST Championships • 5 BIG EAST Tournament Titles

## IN-SEASON MEDIA SERVICES

### Interview Opportunities

**Postgame:** The Syracuse lockerroom is open following Coach Jim Boeheim's postgame press conference.

**Coach Boeheim:** To contact Coach Boeheim, call the basketball office at (315) 443-2082. Outside of postgame interviews and specific media interview days, media should make arrangements with Coach Boeheim directly.

**BIG EAST Conference Teleconference:** Coach Boeheim is scheduled to appear on the BIG EAST Conference teleconference on January 17 and 31, February 14 and 28, at 11:48 a.m.

**Student-Athletes and Assistant Coaches:** Media interview days will be scheduled throughout the season. Some student-athletes may have class schedules that conflict with planned interview days. Please respect the privacy of the student-athletes and their families, by NOT calling them directly. Interviews SHOULD NOT be conducted without making the arrangements through Pete Moore in Athletic Communications.

**Attending Practice:** Most Syracuse men's basketball practices are open to attend but not to conduct interviews. REPORTING ON INJURIES OR GAME STRATEGY IS PROHIBITED. Contact Pete Moore to obtain the practice schedule and site, to learn if the practice is open, and to notify him if you plan to attend.

### Radio

**Syracuse ISP Sports Network:** Voice of the Orange Matt Park '97 and analysts Matt Roe and Gene Waldron '84 and Bob Snyder '62 broadcast all of Syracuse's games on the Syracuse ISP Radio Network. The programming originates from WTKW-FM (99.5) and is carried by affiliates in New York, Pennsylvania and Vermont. WAER-FM (88.3) also carries SU men's basketball games home and away.

**The Empower Federal Credit Union Jim Boeheim Show:** The show is broadcast live from Delmonico's, 7:00-9:00 p.m. on Thursday evenings. Hosted by Voice of the Orange Matt Park '97, the program originates from flagship station WTKW-FM (99.5) in Syracuse.

**SU on Sirius:** SIRIUS Satellite radio carries SU men's basketball games on a family of more than 120 stations. Visit [www.sirius.com](http://www.sirius.com) for a channel guide.

### Television

**Syracuse Sidelines:** Time Warner 26 airs Syracuse Sidelines on Thursday night's at 7:00 p.m. It is hosted by Time Warner sports director Mark Larson and features Coach Boeheim and assistant coach Mike Hopkins.

### Internet

**[www.suathletics.com](http://www.suathletics.com):** The site includes up-to-the minute SU athletics news, rosters, schedules, results, and statistics for all 21 varsity sports. Broadcasts of Syracuse University men's basketball can be heard through the website as well.

### Orange All-Access

Coach Jim Boeheim's post-game press conference and game highlights are available on Orange All-Access.

### BIG EAST Conference ([www.bigeast.org](http://www.bigeast.org)):

The BIG EAST Conference website contains current news, including standings, notes, results and statistics.

### Athletic Communications Men's Basketball Directory

Pete Moore, director ..... 315-443-2608  
cell phone..... 315-952-5011  
e-mail address..... [pimoore@syr.edu](mailto:pimoore@syr.edu)  
Mike Morrison, assistant..... 315-443-2608  
Susan Bedsworth, intern ..... 315-443-1290



Jonny Flynn

### DECEMBER'S BEST

#### JONNY FLYNN

7 GAMES

15.3 PPG.

3.3 RPG.

5.6 APG.

0.2 BPG.

1.9 SPG.

33.4 MPG.

## DECEMBER ORANGE NOTES

- ✓ **Dec. 29:** Andy Rautins earned a spot on the BIG EAST Conference Weekly Honor Roll in recognition of his effort against Coppin State.
- ✓ **Dec. 22:** Andy Rautins converted an SU-record tying nine three pointers and had a career-best 29 points to lead Syracuse to victory against Coppin State.
- ✓ **Arinze Onuaku (12 points, 10 rebounds) and Jonny Flynn (10 points, 10 assists)** each had double-doubles for Syracuse against the Eagles.
- ✓ **Dec. 20:** Syracuse won its third road game against a ranked opponent this season with the Orange defeated #22/23 Memphis, 72-65. The Tigers had a 78-9 record at the FedEx Forum heading into the game.
- ✓ **Jonny Flynn** shook off the effects of a painful hip flexor strain and scored a game-high 24 points for the Orange. Syracuse was up against a double-digit deficit (10 points) in the first half before rallying.
- ✓ **Dec. 19:** The Syracuse University Appeals Board rendered a decision that immediately suspended Eric Devendorf. The Appeals Board decision modified the sanctions set by the University Judicial Board. Devendorf has a set of requirements, including community service, he must complete before returning to SU.
- ✓ **Dec. 17:** SU had five players in double figures when it defeated Canisius, 82-60. Rick Jackson had a career-high 14 points.
- ✓ The Canisius game was Jim Boeheim's 781st and put him alone in ninth on the all-time Division I victory list.
- ✓ **Dec. 15:** Cleveland State's Cedric Jackson converted a three-quarter court bank shot to lead the visiting Vikings past Syracuse, 72-69. Arinze Onuaku had tied the game on a layup with three seconds left.
- ✓ **Onuaku's** streak of 17 consecutive field goals came to an end on his first attempt of the Cleveland State outing.
- ✓ **Eric Devendorf** had a squad-best 17 points and Paul Harris had 11 points and 10 boards.
- ✓ **Dec. 13:** Arinze Onuaku converted all seven of his field goal attempts and finished with a game-high 17 points when Syracuse defeated Long Beach State, 79-55. Onuaku extended his consecutive field goals made streak to 17.
- ✓ **Rick Jackson** contributed 11 points and a squad-best nine rebounds versus the 49ers.

- ✓ **Dec. 8:** Paul Harris was named to the BIG EAST Conference Weekly Honor Roll. In his two games during the previous week, Harris averaged 21.5 points and 7.0 rebounds.
- ✓ **Dec. 3:** Cornell jumped out to a 16-point, first-half margin. The Orange regrouped in time to claim an 88-78 victory and extend the program's winning streak against Cornell to 31 games. It was the largest deficit SU overcame in a victory since rallying from being down by 20 against Rutgers in a 2004-05 encounter.
- ✓ **Jonny Flynn** had 24 points against the Big Red. Paul Harris added 21 points and a game-best nine rebounds.
- ✓ **Dec. 1:** Syracuse extended the longest active winning streak against one opponent in Division I college basketball when it defeated Colgate, 86-51. It was the Orange's 40th straight triumph against the Raiders.
- ✓ SU jumped out to a 17-2 lead and never trailed. Paul Harris had a game-high 22 points and Rick Jackson posted his first career double-double with 10 points and 10 rebounds.
- ✓ **Jonny Flynn** was named the *CollegeHoops.net* Player of the Week on December 1. Syracuse was recognized as the team of the week by Andy Katz of *ESPN.com*. The 'Cuse was also named co-team of the week by ESPN's Dick Vitale on December 1. The Orange shared the honor with Gonzaga.



Jonny Flynn

### NOVEMBER'S BEST

#### JONNY FLYNN

6 GAMES

20.0 PPG.

1.7 RPG.

5.0 APG.

0.2 BPG.

1.7 SPG.

36.3 MPG.

## NOVEMBER ORANGE NOTES

- ✓ **Nov. 28:** Syracuse won for the fourth time in a week's time, defeating Virginia, 73-70. For the second straight game SU faced a 13-point deficit.

## NCAA DIVISION I WINS

includes games of Dec. 28

Team	Wins
1. Kentucky . . . . .	1,976
2. N. Carolina . . . . .	1,962
3. Kansas . . . . .	1,948
4. Duke . . . . .	1,856
5. Syracuse . . . . .	1,737
6. Temple . . . . .	1,694
7. St. John's . . . . .	1,679
8. Penn . . . . .	1,648
9. Indiana . . . . .	1,640
10. Utah . . . . .	1,620



# 2008-09 SYRACUSE BASKETBALL

2003 NCAA Champions • 31 NCAA Tournaments • 12 NIT Tournaments • 8 BIG EAST Championships • 5 BIG EAST Tournament Titles

2008-09 SU FREE THROW SHOOTING IN LAST 5 MINUTES, OT									
No.	Player	13 games			Total	Pct.	OT	2008-09	Pct.
		5:00-2:00	1:59-1:00	59-0:00					
10	Flynn	1-2	6-6	9-13	16-21	.762	2-4	67-91	.736
11	Harris	2-2	3-4	1-2	6-8	.750	1-2	53-74	.716
21	Onuaku	2-4	2-5	1-4	5-13	.385	1-1	23-50	.460
23	Devendorf	6-7		4-4	10-11	.909	2-2	36-45	.800
1	Rautins	2-2		8-14	10-16	.625		21-33	.636
12	Ongenaet	0-1	1-2		1-3	.333		12-23	.522
32	Joseph		0-2	0-2	0-4	.000		10-26	.385
00	Jackson	0-1			0-1	.000		10-13	.769
24	Reese			2-3	2-3	.667		2-3	.667
3	Jones							2-2	1.000
<b>Totals</b>		<b>13-19</b>	<b>12-19</b>	<b>25-42</b>	<b>50-80</b>	<b>.625</b>		<b>236-360</b>	<b>.656</b>

- ✓ **Johnny Flynn** had 12 of his 15 points in the second half and **Andy Rautins** had 15 markers as well.
  - ✓ **Rick Jackson** came off the bench to contribute four dunks and five blocked shots.
  - ✓ **Nov. 25:** The Orange fought back from a 13-point, second-half deficit to defeat defending NCAA Champion Kansas, 89-81 in overtime, on Nov. 25. The victory gave Syracuse the O'Reilly Auto Parts CBE Classic championship.
  - ✓ Syracuse won back-to-back games against ranked foes for the first time since the 2006 BIG EAST Tournament by defeating Florida and Kansas in Kansas City, Mo.
  - ✓ **Johnny Flynn** scored 19 of his 25 points after the intermission, including 17 in the second half. Paul Harris (14 points, 14 rebounds) and Arinze Onuaku (19 points, 12 rebounds) had double-doubles for the Orange.
  - ✓ **Flynn** won CBE Classic MVP honors after averaging 21.5 points over the course of the two games. Paul Harris made the all-tournament team.
  - ✓ **Nov. 24:** SU defeated #17/18 Florida in the semifinals of the O'Reilly Auto Parts CBE Classic in Kansas City, Mo., 89-83. It was Syracuse's first victory over a ranked foe since the Orange defeated #21 Marquette, 87-72, on March 8, 2008.
  - ✓ **Paul Harris** (18 points, 11 rebounds) and **Arinze Onuaku** (13 points, 12 rebounds) each posted double-doubles.
  - ✓ Among the five SU players who scored in double digits were two reserves – **Andy Rautins (15)** and **Kris Joseph (10)**.
  - ✓ **Nov. 21:** Five different players scored in double figures for the second time this season when SU defeated Oakland, 86-66. **Jonny Flynn (18)** led the team for the third straight game and was followed by **Arinze Onuaku (14)**, **Kris Joseph (13)**, **Paul Harris (11)** and **Eric Devendorf (10)**.
  - ✓ **Joseph** had a career high in points (13) and rebounds (six). Rick Jackson equaled his career-best for the second time this season with nine rebounds.
- Nov. 18:** The Orange defeated Richmond, 76-71. **Jonny Flynn (27)** and **Eric Devendorf (22)** posted the first 20-point games of the season for the Orange.

- ✓ **Flynn, Devendorf** and **Arinze Onuaku** combined to score 66 of Syracuse's 76 points against the Spiders. The trio had all but one of SU's 45 second-half points.
- ✓ **Nov. 16:** Syracuse opened the campaign with an 85-51 victory against Le Moyne in the first round of the O'Reilly Auto Parts CBE Classic.
- ✓ **Jonny Flynn** led five SU players in double digit points with 17. The group also included **Eric Devendorf (14)**, **Paul Harris (12)**, **Arinze Onuaku (12)** and **Andy Rautins (12)**.
- ✓ **Rautins** had a career-best nine assists, five better than his previous high. He tied his collegiate-best effort with four steals.
- ✓ **Nov. 9:** **Eric Devendorf** led four players in double figures with 15 points and Syracuse defeated Indiana (Pa.), 73-63. The Orange led by as many as 25 in the contest but were outscored by 11 in the second half.
- ✓ **Jonny Flynn** and **Kris Joseph** each had 14 points while **Paul Harris** added 12. **Arinze Onuaku** had 13 rebounds to go with seven points.
- ✓ **Kristof Ongenaet** came off the bench to contribute seven points and six boards in 17 minutes.
- ✓ **Rick Jackson** was in the starting lineup and contributed nine rebounds, including five at the offensive end.
- ✓ **Nov. 3:** **Steven Thompson** returned to Syracuse with his Cal State-Los Angeles team for an exhibition game. Syracuse came out on top, 77-56. The Orange had a 24-point advantage with 5:14 left in the contest before the final margin was settled.
- ✓ **Arinze Onuaku** had 13 points and eight rebounds for the Orange. **Jonny Flynn** added 13 points and dished out six assists while not committing a turnover in 28 minutes.
- ✓ **Paul Harris** rounded out double-digit scorers in the first exhibition by tallying 12 points. He added six rebounds.
- ✓ Syracuse got 29 bench points, including eight from **Mookie Jones**. **Rick Jackson** had six points, 12 rebounds and four blocks.

ORANGE CAREER TOTALS			
Name	13 games		Total
	2008-09		
<b>Double-Digit Scoring Games</b>			
Jonny Flynn	13		41
Paul Harris	11		59
Arinze Onuaku	11		34
Eric Devendorf	9		67
Andy Rautins	6		20
Rick Jackson	4		6
Kris Joseph	2		2
Scoop Jardine			6
Kristof Ongenaet			5
<b>20 + Point Games</b>			
Name	2008-09		Total
Jonny Flynn	4		16
Eric Devendorf	2		10
Paul Harris	2		9
Andy Rautins	1		1
Arinze Onuaku			4
<b>30 + Point Games</b>			
Name	2008-09		Total
Eric Devendorf			2
<b>5+ 3-point FG Games</b>			
Name	2008-00		Total
Andy Rautins	2		6
Eric Devendorf	1		4
Jonny Flynn			2
<b>10+ Rebound Games</b>			
Name	2008-09		Total
Paul Harris	5		26
Arinze Onuaku	4		16
Rick Jackson	1		1
Kristof Ongenaet			2
<b>Double-Doubles</b>			
Name	2008-09		Total
Paul Harris	5		24
Arinze Onuaku	3		13
Jonny Flynn	1		3
Rick Jackson	1		1
Eric Devendorf			2
Kristof Ongenaet			1
<b>3+ Block Games</b>			
Name	2008-09		Total
Arinze Onuaku	6		12
Rick Jackson	5		10
Paul Harris	1		4
Kristof Ongenaet			3
<b>3+ Steal Games</b>			
Name	2008-09		Total
Jonny Flynn	5		11
Andy Rautins	4		9
Kris Joseph	2		2
Eric Devendorf	1		8
Paul Harris	1		12
Rick Jackson	1		2
Mookie Jones	1		1
Scoop Jardine			5
Arinze Onuaku			4
Kristof Ongenaet			1
<b>Starts</b>			
Name	2008-09	Total	Consec.
Paul Harris	13	49	48
Jonny Flynn	13	48	48
Arinze Onuaku	13	48	48
Eric Devendorf	11	73	11
Kristof Ongenaet	11	26	26
Andy Rautins	2	23	2
Rick Jackson	2	2	2
Scoop Jardine		10	-



# 2008-09 SYRACUSE BASKETBALL

2003 NCAA Champions • 31 NCAA Tournaments • 12 NIT Tournaments • 8 BIG EAST Championships • 5 BIG EAST Tournament Titles

## Specialty Statistics

Opponent	PP	PTO	SCP	FBP	BP
	SU-OPP	SU-OPP	SU-OPP	SU-OPP	SU-OPP
Le Moyne	54-32	27-13	20-9	26-10	28-19
Richmond	38-34	12-15	8-5	8-16	3-12
Oakland	40-26	12-19	7-9	21-19	31-26
vs. Florida	38-44	16-15	20-15	11-10	26-24
vs. Kansas	34-34	19-15	8-16	19-12	9-11
Virginia	34-32	10-21	4-12	13-14	25-15
Colgate	54-14	20-11	12-8	27-7	33-22
Cornell	48-20	24-23	7-16	18-7	15-3
Long Beach State	34-32	9-9	11-6	10-12	33-26
Cleveland State	40-28	12-10	8-15	20-10	7-13
Canisius	48-30	17-13	19-17	20-16	32-11
at Memphis	40-28	23-15	7-19	16-7	6-32
Coppin State	40-18	19-20	16-15	21-14	6-26
	<b>542-372</b>	<b>220-199</b>	<b>147-162</b>	<b>230-154</b>	<b>254-240</b>
<b>2008-09 Avg.</b>	<b>41.7-28.6</b>	<b>16.9-15.3</b>	<b>11.3-12.5</b>	<b>17.7-11.8</b>	<b>19.5-18.5</b>
2007-08 Avg.	38.6-28.1	17.4-16.6	13.6-12.5	14.0-8.6	9.0-18.5
2006-07 Avg.	30.1-25.1	17.2-15.1	12.2-13.4	12.3-8.4	22.9-17.0
2005-06 Avg.	30.1-24.5	16.8-16.9	13.3-11.1	11.6-8.2	13.5-14.7
2004-05 Avg.	39.9-23.5	17.9-13.6	13.9-13.0	9.5-5.3	16.0-13.9

PP=points in the paint      PTO=points off turnovers      SCP=second chance points  
 FBP=fast break points      BP=bench points

## LOCAL STAR SIGNS LETTER OF INTENT

SU coach Jim Boeheim announced that Brandon Triche has signed a National Letter of Intent (NLI) to play for the Orange next season. Triche is a senior at Jamesville-DeWitt High School.

Triche, a 6-4 guard, was the 2008 New York Class A Player of the Year after helping the Red Rams to the Class A state championship. He averaged 20.2 points, 7.0 rebounds and 6.0 assists. He had a season-high 36 points against Cicero-North Syracuse in a January 12 encounter. Jamesville-DeWitt defeated Peekskill in the state semifinals, 74-55, and Triche contributed 16 points and eight assists. The following night, the Red Rams claimed the state title by defeating East Hampton, 78-54. Triche had 17 points and six assists in the contest.

Jamesville-DeWitt then claimed the New York State Federation Championship. Triche helped JD defeat Transit Tech in the semifinals, 66-49. He had 29 points to help the Red Rams defeat Long Island University in the championship, 70-66. His two free throws clinched the triumph. The Red Rams finished the campaign with a 26-2 record.

As a sophomore, Triche was averaging approximately 22.0 points, 9.0 assists and 7.0 steals when a left knee injury ended his campaign after 11 games. One of his outings that season was an 81-75 victory against current SU point guard Jonny Flynn and Niagara Falls High School. Triche had 31 points in the game played at Syracuse's Manley Field House. He earned second-team all-state recognition.

He was coached by Bob McKenney at Jamesville-DeWitt. Howard Triche, who played for the Orange from 1983-1988, is Brandon Triche's uncle.

## 2008-09 BY CLASS

13 games

Scoring		
Class	PPG	Pct.
Senior	2.1	.026
Junior	47.5	.585
Sophomore	23.8	.293
Freshmen	7.8	.096
Rebounding		
Class	RPG	Pct.
Senior	3.9	.106
Junior	20.5	.553
Sophomore	8.5	.229
Freshmen	4.2	.112
Assists		
Class	APG	Pct.
Senior	1.0	.054
Junior	9.7	.523
Sophomore	6.3	.340
Freshman	1.5	.083
Steals		
Class	SPG	Pct.
Senior	0.5	.062
Junior	3.8	.434
Sophomore	2.6	.301
Freshman	1.8	.204
Field Goal Percentage		
Class		Pct.
Senior		.304
Junior		.507
Sophomore		.535
Freshman		.464
3PT Field Goal Percentage		
Class		Pct.
Senior		.167
Junior		.327
Sophomore		.367
Freshman		.257
Free Throw Percentage		
Class		Pct.
Senior		.522
Junior		.653
Sophomore		.740
Freshman		.452

## SU DUNK BOARD

13 games

























Player	Games	Dunks	Career
Arinze Onuaku	13	17	84
Rick Jackson	13	17	28
Jonny Flynn	13	9	16
Paul Harris	13	9	40
Kris Joseph	13	5	5
Mookie Jones	7	1	1
Kristof Ongeneat	13		10
Eric Devendorf	11		2
Sean Williams	4		2
<b>Total</b>	<b>13</b>	<b>58</b>	



# 2008-09 SYRACUSE BASKETBALL

## 2008-09 OPPONENTS

*includes games of Dec. 28 -rpi from kenpom.com*

Date	Opponent	W-L	Rank	RPI	Series	Post	TV
11/16	Le Moyne	6-5			6-0		 
11/18	Richmond	7-5		119	3-1		 
11/21	Oakland	8-7		153	1-0		 
11/24	vs. Florida	10-2	rv/rv	41	2-1		 
11/25	vs. Kansas	8-3		20	3-2		 
11/28	Virginia	6-4		85	3-1		 
12/1	Colgate	3-7		319	116-45		 
12/3	Cornell	5-6		139	85-31		 
12/13	Long Beach State	5-6		160	2-0		 
12/15	Cleveland State	10-4		43	0-1		 
12/17	Canisius	4-7		286	44-24		 
12/20	at Memphis	7-3	rv/rv	16	2-1		 
12/22	Coppin State	1-9		263	3-0		 
12/30	Seton Hall	9-3		94	41-15		 
1/2	at USF	5-7		163	4-1		 
1/7	DePaul	8-5		127	5-4		 
1/10	at Rutgers	9-4		128	33-9		 
1/14	at Georgetown	9-1	11/8	1	43-36		 
1/17	Notre Dame	9-2	7/10	24	21-18		 
1/19	at Pittsburgh	12-0	3/3	2	61-35		 
1/25	Louisville	8-2	18/t18	9	4-8		 
1/28	at Providence	8-4		87	41-9		 
2/4	West Virginia	10-2	rv/rv	3	29-16		 
2/7	at Villanova	11-1	15/13	29	34-28		 
2/11	at Connecticut	11-0	2/2	7	48-34		 
2/14	Georgetown						 
2/22	Villanova						 
2/24	at St. John's	9-3		89	44-37		 
3/1	Cincinnati	10-2		49	3-2		 
3/3	Rutgers						 
3/8	at Marquette	11-2	rv/25	47	5-2		 
Total		219-106		.674	SU rpi: 36		

## Syracuse Quick Facts

**Location:** Syracuse, NY  
**Conference:** BIG EAST  
**Enrollment:** 12,400  
**Founded:** 1870  
**Colors:** Orange (Pantone 1665)  
**Nickname:** Orange  
**Arena (Capacity):** Carrier Dome (33,633)  
**Chancellor and President:** Dr. Nancy Cantor  
**Athletics Director:** Dr. Daryl Gross

## Syracuse Hoop History

**First Year of Basketball:** 1900-01  
**Overall All-Time Record:** 1,737-797, .685  
**NCAA Wins Ranking:** 5th  
**NCAA Winning Percentage Ranking:** 7th  
**Consecutive Winning Seasons:** 37, top active streak  
**NCAA Tournament Appearances (31):**  
 1957, 1966, 1973, 1974, 1975, 1976, 1977, 1978, 1979, 1980, 1983, 1984, 1985, 1986, 1987, 1988, 1989, 1990, 1991, 1992, 1994, 1995, 1996, 1998, 1999, 2000, 2001, 2003, 2004, 2005, 2006  
**NCAA Tournament Record:** 48-31  
**NCAA Championships (1):** 2003  
**NCAA Final Fours (4):** 1975, 1987, 1996, 2003  
**NCAA Final Eights (7):**  
 1957, 1966, 1975, 1987, 1989, 1996, 2003  
**NCAA Sweet Sixteens (17):**  
 1957, 1966, 1973, 1975, 1977, 1979, 1980, 1984, 1987, 1989, 1990, 1994, 1996, 1998, 2000, 2003, 2004  
**NIT Appearances (12):**  
 1946, 1950, 1964, 1967, 1971, 1972, 1981, 1982, 1997, 2002, 2007, 2008  
**NIT Record:** 14-13  
**Helms Foundation Championships (2):**  
 1917-18, 1925-26  
**BIG EAST Regular Season Championships (8):**  
 1980 (tie), 1986 (tie), 1987 (tie), 1990 (tie), 1991, 1998 (BE 7), 2000 (tie), 2003 (West tie).  
**BIG EAST Tournament Championships (5):**  
 1981, 1988, 1992, 2005, 2006  
**Naismith Memorial Basketball Hall of Fame (3):**  
 Dave Bing (1990), Jim Boeheim (2005), Vic Hanson (1960)  
**All-Americans :** 36  
**Consensus All-Americans (5):**  
 Carmelo Anthony, Dave Bing, Derrick Coleman, Billy Owens, Hakim Warrick  
**CoSIDA Academic All-Americans (4):**  
 Rick Dean, Craig Forth, Danny Schayes, Bill Smith  
**NCAA Postgraduate Scholarships (2):**  
 Marius Janulis, Danny Schayes  
**Retired Jerseys (8):**  
 Dave Bing, Derrick Coleman, Sherman Douglas, Vic Hanson, Billy Owens, Wilmet Sadat-Singh, Rony Seikaly, Dwayne "Pearl" Washington

2003 NCAA Champions • 31 NCAA Tournaments • 12 NIT Tournaments • 8 BIG EAST Championships • 5 BIG EAST Tournament Titles



# COACH JIM BOEHEIM

2003 NCAA Champions • 31 NCAA Tournaments • 12 NIT Tournaments • 8 BIG EAST Championships • 5 BIG EAST Tournament Titles



## Win #783 Comes Against Memphis

SU coach **Jim Boeheim** picked up victory number 783 when Syracuse defeated Coppin State, 82-71, on December 22.

He had earned the 781st win of his collegiate career when Syracuse defeated Canisius, 82-80, on December 15. The triumph moved Boeheim into ninth place on the all-time Division I coaches win list, breaking a tie with former Arizona mentor Lute Olson.

Syracuse's 85-51 victory against Le Moyne in the season opener was the 1,050 game of his Boeheim's tenure as head coach. The Orange victory improved Boeheim's mark in season starters to 29-4.

## The Book On Boeheim

Boeheim owns a career record of 783-279 (.737). Boeheim is ninth among active Division I coaches in winning percentage. Boeheim is third among active Division I coaches in wins, trailing only Mike Krzyzewski (Duke) and Jim Calhoun (Connecticut). Boeheim is ninth on the all-time Division I victory list and 23rd on the all-time percentage ledger.

Only Dean Smith (North Carolina), Adolph Rupp (Kentucky) and Jim Phelan (Mt. St. Mary's) have won more games at one Division I school.

The 2008 NIT berth gave SU 31 post-season appearances under Boeheim, including 25 NCAA Tournaments. His SU teams have won 21-or-more games in 29 seasons. He has guided his alma mater to the NCAA title game three times, winning it for the first time in 2003. Boeheim is the winningest coach in BIG EAST history with a 342-192 (.640) overall conference record.

Boeheim has logged 1,062 games as SU head coach. Only five Division I coaches – Jim Phelan (Mt. St. Mary's), Dean Smith (North Carolina), Ray Meyer (DePaul), Don Haskins (UTEP) and Adolph Rupp (Kentucky) – have more games while serving as head coach at only one school in their careers.

### JIM BOEHEIM RECORDS

<b>At Syracuse:</b>	783-279 (.737)
<b>BIG EAST Regular Season:</b>	300-168 (.641)
<b>BIG EAST Tournament:</b>	42-24 (.636)
<b>Postseason NIT</b>	12-7 (.632)
<b>NCAA Tournament:</b>	40-24 (.625)
<b>Since 1987 in the NCAAs:</b>	33-15 (.688)
<b>NCAA First Round Games</b>	20-5 (.800)
<b>Avg. Single-Season Record:</b>	24.1-8.7
<b>Season Openers</b>	29-4 (.879)
<b>As an SU Player:</b>	55-24 (.696)
<b>As an SU Assistant:</b>	139-65 (.681)

### NCAA DIVISION I COACHES BY GAMES

Minimum 10 years as Division I head coach

Coach	Schools	Games
1. Jim Phelan	Mt. St. Mary's	1,354
2. Bob Knight	Army, Indiana, Texas Tech	1,273
3. Lou Henson	Hardin-Simmons, Illinois,	1,191
4. Lefty Driesell	Davidson, Maryland, James Madison, Georgia State	1,180
5. Dean Smith	North Carolina	1,133
6. Eddie Sutton	Creighton, Arkansas, Kentucky, Oklahoma State, San Francisco	1,132
7. JIM CALHOUN	Northeastern, Connecticut	1,122
8. Henry Iba	Northwest Missouri State, Colorado, Oklahoma State	1,103
9. Norm Stewart	Northern Iowa, Missouri	1,102
10. MIKE KRZYZEWSKI	Army, Duke	1,081
11. Marv Harshman	Pacific Lutheran, Washington State, Washington	1,080
12. Ray Meyer	DePaul	1,078
13. Don Haskins	UTEP	1,072
14. Adolph Rupp	Kentucky	1,066
15. JIM BOEHEIM	Syracuse	1,062
Hugh Durham	Florida State, Georgia Jacksonville	1,062
17. Ed Diddle	Western Kentucky	1,061
18. Lute Olson	Long Beach State, Iowa, Arizona	1,060
19. John Chaney	Cheyney, Temple	1,053
20. Ralph Miller	Wichita State, Iowa, Oregon State	1,039

active coaches in CAPS



# COACH RANKINGS



## Division I Coaches by Percentage

Coach	Schools	Won-Lost	Pct.
1. Clair Bee	Rider	412-87	.826
2. Adolph Rupp	Kentucky	876-190	.822
3. ROY WILLIAMS	Kansas, N. Carolina	572-134	.810
4. John Wooden	Indiana State, UCLA	664-162	.804
5. John Kreese	Charleston	560-143	.797
6. Jerry Tarkanian	Long Beach State, UNLV, Fresno State	729-201	.784
7. Francis Schmidt	Tulsa, Arkansas, Texas Christian	258-72	.782
8. Dean Smith	N. Carolina	879-254	.776
9. George Keogan	Wisc.-Superior, St. Louis, St. Thomas, Allegheny, Valparaiso, Notre Dame	414-127	.7652
10. Jack Ramsay	St. Joseph's	231-71	.7649
11. Frank Keaney	Rhode Island	401-124	.7638
12. Vic Bubas	Duke	213-67	.761
13. Harry Fisher	Fordham, Columbia, St. John's, Army	189-60	.759
14. MIKE KRZYZEWSKI	Army, Duke	813-268	.752
15. JOHN CALIPARI	Massachusetts,	415-138	.751
16. Fred Bennion	Brigham Young, Utah, Montana State	95-32	.748
17. Chick Davies	Duquesne	314-106	.7476
18. Ray Mears	Wittenberg, Tennessee	399-135	.7472
19. Edward McNichol	Pennsylvania	186-63	.7470
20. Al McGuire	Belmont Abbey, Marquette	406-142	.741
21. Phog Allen	Baker, Haskell, Central Missouri St., Kansas	746-264	.7386
22. Everett Case	North Carolina State	377-134	.7378
23. JIM BOEHEIM	Syracuse	783-279	.7373
24. BOB HUGGINS	Walsh, Akron, Cincinnati, Kansas State	626-224	.7365
25. Lute Olson	Long Beach State, Iowa, Arizona	780-280	.7358
26. Arthur Schabinger	Ottawa, Emporia St.	245-88	.7357
27. G. Ott Romney	Montana State, BYU	283-102	.7350
28. Doc Meanwell	Wisconsin, Missouri	280-101	.7349
29. RICK PITINO	Wisconsin, Boston University, Providence, Kentucky, Louisville	529-193	.7327

active coaches in CAPS  
minimum 10 years as Division I head coach

includes games of 12/28

## Active Division I Coaches by Percentage

Coach	Schools	Won-Lost	Pct.
1. Roy Williams	Kansas, North Carolina	572-134	.8102
2. Mark Few	Gonzaga	244-63	.7948
3. Bruce Pearl	Southern Indiana, Wisc.-Milwaukee, Tennessee	402-110	.7852
4. Jamie Dixon	Pittsburgh	144-40	.7826
5. Bo Ryan	Wisc.-Platteville, Wisc.-Milwaukee, Wisconsin	565-166	.7729
6. Thad Matta	Xavier, Butler, Ohio State	216-67	.7633
7. Mike Krzyzewski	Army, Duke	813-268	.7521
8. John Calipari	Massachusetts, Memphis	415-138	.7505
9. JIM BOEHEIM	Syracuse	783-279	.7373
10. Bob Huggins	Walsh, Akron, Cincinnati, Kansas State, W. Virginia	626-224	.7365

minimum 5 years as Division I head coach.

## Division I Coaches by Wins

Coach	Schools	Wins
1. Bob Knight	Army, Indiana, Texas Tech	902
2. Dean Smith	North Carolina	879
3. Adolph Rupp	Kentucky	876
4. Jim Phelan	Mt. St. Mary's	830
5. MIKE KRZYZEWSKI	Army, Duke	813
6. Eddie Sutton	Creighton, Arkansas, Kentucky, Oklahoma State	804
7. Lefty Driesell	Davidson, Maryland, James Madison, Georgia State.	786
8. JIM CALHOUN	Northeastern, Connecticut	785
9. JIM BOEHEIM	Syracuse	783
Lute Olson	Long Beach State, Iowa, Arizona	780

active coaches in CAPS

## Active Division I Coaches by Wins

Coach	School	Wins
1. Mike Krzyzewski	Army, Duke	813
2. Jim Calhoun	Northeastern, Connecticut	785
3. JIM BOEHEIM	Syracuse	783
4. Bob Huggins	Walsh, Akron, Cincinnati, Kansas State, West Virginia	626
5. Tom Penders	Tufts, Columbia, Fordham, Rhode Island, Texas, George Washington, Houston	615
6. Gary Williams	American, Boston College, Ohio State, Maryland	613

## Division I NCAA Tournament Wins

Coach	Schools	Wins
1. MIKE KRZYZEWSKI	Army, Duke	69
2. Dean Smith	North Carolina	65
3. ROY WILLIAMS	N. Carolina, Kansas	48
4. John Wooden	UCLA	47
5. LUTE OLSON	Iowa, Arizona	46
6. Bob Knight	Army, Indiana, Texas Tech	45
7. Denny Crum	Louisville	42
8. JIM BOEHEIM	Syracuse	40
JIM CALHOUN	Northeastern, Connecticut	40
10. RICK PITINO	Providence, Kentucky, Louisville	37
Eddie Sutton	Creighton, Arkansas, Kentucky, Oklahoma State	37

active coaches in CAPS

## Division I Coaches 20-Win Seasons

Coach	Schools	No.
1. JIM BOEHEIM	Syracuse	30
Dean Smith	North Carolina	30
3. Bob Knight	Army, Indiana, Texas Tech	29
Lute Olson	Iowa, Arizona	29
5. Eddie Sutton	Creighton, Arkansas, Kentucky	25
Jerry Tarkanian	Oklahoma State, San Francisco	25
Fresno State	Long Beach State, UNLV,	25
7. MIKE KRZYZEWSKI	Army, Duke	24
8. Adolph Rupp	Kentucky	23
9. Lefty Driesell	Davidson, Maryland, James Madison, Georgia State	22
10. JIM CALHOUN	Northeastern, Connecticut	22

active coaches in CAPS

## Division I Coaches Wins at One School

Coach	School	Wins
1. Dean Smith	North Carolina	879
2. Adolph Rupp	Kentucky	876
3. Jim Phelan	Mt. St. Mary's	830
4. JIM BOEHEIM	Syracuse	783
5. Ed Diddle	W. Kentucky	759
6. MIKE KRZYZEWSKI	Duke	738
7. Ray Meyer	DePaul	724
8. Don Haskins	UTEP	719
9. Denny Crum	Louisville	675
10. Bob Knight	Indiana	662

active coaches in CAPS

## Active Division I Coaches by Games

Coach	Schools	Games
1. Jim Calhoun	Northeastern, Connecticut	1,122
2. Mike Krzyzewski	Army, Duke	1,081
3. JIM BOEHEIM	Syracuse	1,062
4. Tom Penders	Tufts, Columbia, Fordham, Rhode Island, Texas, George Washington, Houston	1,027
5. Homer Drew	Bethel, Indiana-South Bend, Valparaiso	981

## Active Division I Coaches by Seasons Completed

Coach	Schools	Seasons
1. Jim Calhoun	Northeastern, Connecticut	36
2. Tom Penders	Tufts, Columbia, Fordham, Rhode Island, Texas, George Washington, Houston	34
3. Mike Krzyzewski	Army, Duke	33
4. JIM BOEHEIM	Syracuse	32
5. Ben Braun	Siena Heights, E. Michigan, California, Rice	31
Homer Drew	Bethel, Indiana-South Bend, Valparaiso	31



# 2008-09 SYRACUSE MEN'S BASKETBALL

2003 NCAA Champions • 31 NCAA Tournaments • 12 NIT Tournaments • 8 BIG EAST Championships • 5 BIG EAST Tournament Titles

## 2008 Associated Press Poll December 29, 2008

No.	Team	W-L	Points
1.	North Carolina (72)	12-0	1,800
2.	Connecticut	11-0	1,719
3.	Pittsburgh	12-0	1,641
4.	Oklahoma	12-0	1,600
5.	Duke	10-1	1,511
6.	Wake Forest	11-0	1,351
7.	Notre Dame	9-2	1,231
8.	Texas	10-2	1,193
9.	Purdue	11-2	1,160
10.	Michigan State	9-2	1,058
11.	Georgetown	9-1	1,015
12.	UCLA	10-2	991
13.	SYRACUSE	12-1	863
14.	Tennessee	8-2	854
15.	Villanova	11-1	691
16.	Gonzaga	8-3	608
17.	Arizona State	10-1	602
18.	Louisville	8-2	588
19.	Baylor	10-1	580
20.	Clemson	12-0	563
21.	Minnesota	12-0	351
22.	Xavier	9-2	327
23.	Michigan	9-2	237
24.	Ohio State	9-1	219
25.	Butler	10-1	166

Others receiving votes: West Virginia 100, Marquette 79, Illinois 64, Davidson 50, Memphis 43, Saint Mary's 30, Texas A&M 21, Stanford 17, Brigham Young 13, Florida 12, Maryland 12, Dayton 11, Florida State 10, Arizona 7, Miami (FL) 6, Illinois State 2, Creighton 2, George Mason 1, Missouri 1.

## 2008 ESPN/USA Today Coaches Poll December 29, 2008

No.	Team	W-L	Points
1.	North Carolina (31)	12-0	775
2.	Connecticut	11-0	737
3.	Pittsburgh	12-0	715
4.	Oklahoma	12-0	683
5.	Duke	10-1	651
6.	Wake Forest	11-0	598
7.	Texas	10-2	531
8.	Georgetown	9-1	510
9.	UCLA	10-2	496
10.	Notre Dame	9-2	453
11.	Purdue	11-2	398
	SYRACUSE	12-1	398
13.	Villanova	11-1	351
14.	Arizona State	10-1	346
15.	Michigan State	9-2	308
16.	Clemson	12-0	293
17.	Gonzaga	8-3	285
18.	Louisville	8-2	223
	Tennessee	8-2	223
20.	Baylor	10-1	194
21.	Minnesota	12-0	181
22.	Xavier	9-2	169
23.	Ohio State	9-1	158
24.	Michigan	9-2	66
25.	Marquette	11-2	55

Others receiving votes: Brigham Young 43, West Virginia 41, Butler 37, Memphis 33, Dayton 32, Saint Mary's 26, Davidson 12, Arizona 10, Missouri 9, Illinois 8, Illinois State 6, Stanford 6, Florida 5, LSU 4, Texas A&M 3, Florida State 2, Utah State 1.

## SU AP POLL POINTS

The last time... .

SU vs. ranked team	3/8/08	SU 87, #21 Marquette 72
SU beat a ranked team	3/8/08	SU 87, #21 Marquette 72
Both ranked	12/5/07	#22 Ok. State 72, #21 SU 68
Both top 10	2/19/05	#6 Boston College 65, #9 SU 60
Both top 5	12/7/04	#5 Ok. State 74, #4 SU 60
SU vs. ranked	2/18/08	#18 Louisville 61, SU 50
back-to-back	2/24/08	#21 Notre Dame 94, SU 87
SU played #1	3/9/06	SU 86, #1 UConn 84 OT
SU beat #1	3/9/06	SU 86, #1 UConn 84 OT
SU played #2	2/3/03	SU 67, #2 Pittsburgh 65
SU beat #2	2/3/03	SU 67, #2 Pittsburgh 65
SU played #3	1/16/06	#3 UConn 88, #20 SU 80
SU beat #3	2/29/04	SU 49, #3 Pittsburgh 46 OT
SU played #4	3/5/06	#4 Villanova 92, SU 82
SU beat #4	4/7/03	SU 81, #4 Kansas 78
SU played #5	12/4/04	#5 Okla. St. 74, SU 60
SU beat #5	2/1/94	SU 108, #5 Connecticut 95
SU played #6	2/19/05	#6 BC 65, SU 60
SU beat #6	3/30/03	SU 63, #6 Oklahoma 47
SU played #7	3/7/04	SU 67, #7 UConn 56
SU beat #7	3/7/04	SU 67, #7 UConn 56
SU played #8	2/16/08	SU 77, #8 Georgetown 70
SU beat #8	2/16/08	SU 77, #8 Georgetown 70
SU played #9	2/26/07	SU 72, #9 Georgetown 58
SU beat #9	2/26/07	SU 72, #9 Georgetown 58
SU played #10	1/4/07	#10 Pittsburgh 74, SU 66
SU beat #10	2/15/03	SU 82, #10 Notre Dame 80
SU played #11	1/13/03	SU 76, #11 Missouri 69
SU beat #11	1/13/03	SU 76, #11 Missouri 69
SU played #12	1/23/06	#12 Pittsburgh 80, #25 SU 67
SU beat #12	3/11/05	SU 67, #12 UConn 63
SU played #13	2/1/97	#13 Villanova 70, SU 60
SU beat #13	1/30/95	SU 76, #13 Georgetown 75
SU played #14	2/20/06	SU 60, #14 W. Virginia 58
SU beat #14	2/20/06	SU 60, #14 W. Virginia 58
SU played #15	1/7/07	SU 70, #15 Marquette 58
SU beat #15	1/7/07	SU 70, #15 Marquette 58
SU played #16	3/4/03	SU 92, #16 Notre Dame 88
SU beat #16	3/4/03	SU 92, #16 Notre Dame 88
SU played #17	11/24/08	SU 89, #17 Florida 83
SU beat #17	11/24/08	SU 89, #17 Florida 83
SU played #18	2/18/08	#18 Louisville 61, SU 50
SU beat #18	3/15/98	SU 56, #18 New Mexico 46
SU played #19	2/6/08	#19 Connecticut 63, SU 61
SU beat #19	3/20/04	SU 72, #19 Maryland 70
SU played #20	3/8/07	#20 Notre Dame 89, SU 83
SU beat #20	1/27/96	SU 88, #20 Boston College 72
SU played #21	3/8/08	SU 87, #21 Marquette 72
SU beat #21	3/8/08	SU 87, #21 Marquette 72
SU played #22	11/25/08	SU 89, #22 Kansas 81 OT
SU beat #22	11/25/08	SU 89, #22 Kansas 81 OT
SU played #23	12/20/08	SU 72, #23 Memphis 65
SU beat #23	12/20/08	SU 72, #23 Memphis 65
SU played #24	11/19/04	SU 71, #24 Memphis 62
SU beat #24	11/19/04	SU 71, #24 Memphis 62
SU played #25	1/19/08	#25 Villanova 81, SU 71
SU beat #25	1/31/00	SU 63, #25 St. John's 57
Ranked	12	1985-86

opponents in a season

## SU In The 2008-09 Polls

Date	AP	USA Today/ ESPN
Preseason	rv	rv
Nov. 17	rv	rv
Nov. 24	rv	rv
Dec. 1	16	20
Dec. 8	13	16
Dec. 15	11	11
Dec. 22	17	14
Dec. 29	13	t11
Jan. 5		
Jan. 12		
Jan. 19		
Jan. 26		
Feb. 2		
Feb. 9		
Feb. 16		
Feb. 23		
Mar. 2		
Mar. 8		
Mar. 15		



# 2008-09 SYRACUSE MEN'S BASKETBALL



## ERIC DEVENDORF

Junior • 6-4 • 180

Bay City, Michigan • Central Hill H. S./  
Oak Hill Academy (Va.)

23

- Second on the team in scoring average (13.9 ppg).
- Devendorf is SU's best free throw shooter (min. 10 att.) at 80.0 percent (36-45).
- Has made his last 15 free throws dating back to the first half of the Virginia game.
- Devendorf has at least one 3-point basket in 18 of his last 21 games.
- The Orange is 48-19 all-time when Devendorf scores at least 10 points. Devendorf has been in double figures in 27 of his last 30 games and 38 of his last 45 dating back to 2006-07.
- Became the 36th player in school history to score 1,200 career points with 14 vs. Virginia. He lists 33rd at Syracuse in points scored.
- Team's active leader with 73 starts.
- Led Syracuse in scoring for the first time this season with 17 points vs. Cleveland State. Devendorf tied his career high with five 3-point baskets.
- Devendorf scored 20 points and played a career-high 42 minutes against Kansas in the CBE Classic title game.
- Tallied 22 points vs. Richmond, including 18 in the second half. Devendorf scored 11 straight Orange points after halftime to turn a seven-point deficit into a four-point SU lead. He made a team-best four 3-point field goals in the contest.
- Started and scored 14 points in 22 minutes vs. Le Moyne in his first game since injuring his knee against East Tennessee State in December 2007.
- Devendorf tore his ACL early in the second half vs. East Tennessee State and missed the remainder of the 2007-08 campaign. He was averaging 17.0 ppg at the time of his injury.

### DEVENDORF GAME-BY-GAME 2008-09

Opponent	MP	FG	3PT	FT	REB	F	A	T	B	S	TP
Le Moyne*	22	6-13	1-5	1-3	3	1	1	5	0	0	14
Richmond*	31	8-12	4-6	2-3	1	2	2	7	0	1	22
Oakland*	32	3-9	1-6	3-4	3	2	7	2	0	1	10
vs. Florida*	29	3-12	1-6	2-3	1	3	4	3	0	0	9
vs. Kansas*	42	5-14	3-7	7-10	1	1	4	3	0	2	20
Virginia*	39	3-3	0-0	8-9	0	3	4	2	0	0	14
Colgate*	26	4-7	1-2	0-0	0	2	1	0	0	2	9
Cornell*	26	4-6	0-2	7-7	0	3	2	6	0	4	15
Long Beach State*	24	5-13	1-5	2-2	2	2	5	0	0	1	13
Cleveland State*	37	6-15	5-10	0-0	0	3	3	3	1	0	17
Canisius*	33	3-5	0-2	4-4	1	2	4	6	2	1	10

\*indicates started

### DEVENDORF'S SEASON AND CAREER HIGHS

#### POINTS

Season: 22 vs. Richmond

Career: 34 vs. S. Alabama (NIT), 2006-07

#### FG MADE

Season: 8 vs. Richmond

Career: 12 at Villanova, vs. S. Alabama (NIT), 2006-07

#### FG ATTEMPTED

Season: 15 vs. Cleveland State

Career: 22 at Villanova, vs. Notre Dame (BET), 2006-07

#### 3-POINT FGM

Season and Career: 5 vs. Cleveland State, 2008-09;

vs. E. Tennessee State, 2007-08; at St. John's,

vs. DePaul, 2006-07; vs. TCU, 2005-06

#### 3-POINT FGA

Season and Career: 10 vs. Cleveland State, 2008-09;

at Villanova, 2006-07

#### FT MADE

Season: 8 vs. Virginia

Career: 11 vs. Hofstra, 2006-07

#### FT ATTEMPTED

Season: 10 vs. Kansas

Career: 12 vs. Hofstra, 2006-07

#### REBOUNDS

Season: 3 vs. Le Moyne, Oakland

Career: 9 at Louisville, 2006-07

#### OFF. REBOUNDS

Season: 1 vs. Le Moyne, Oakland

Career: 5 vs. Ohio State, 2007-08

#### DEF. REBOUNDS

Season: 2 vs. Le Moyne, Oakland, Long Beach State

Career: 9 at Louisville, 2006-07

#### ASSISTS

Season: 7 vs. Oakland

Career: 11 vs. Georgetown, 2006-07

#### STEALS

Season: 4 vs. Cornell

Career: 5 vs. DePaul, 2006-07

#### BLOCKS

Season and Career: 2 vs. Canisius, 2008-09;

vs. Massachusetts, 2007-08; at Marquette,

vs. Connecticut, San Diego State (NIT), 2006-07

#### MINUTES

Season and Career: 42 vs. Kansas, 2008-09



# 2008-09 SYRACUSE MEN'S BASKETBALL

2003 NCAA Champions • 31 NCAA Tournaments • 12 NIT Tournaments • 8 BIG EAST Championships • 5 BIG EAST Tournament Titles



## ERIC DEVENDORF

Junior • 6-4 • 180

Bay City, Michigan • Central Hill H. S./  
Oak Hill Academy (Va.)

23

### SU 1,000 Point Scorers

No.	Player	Points	Avg.	Years
1.	Lawrence Moten	2,334	19.3	1991-95
2.	Derrick Coleman	2,143	15.0	1986-90
3.	John Wallace	2,119	16.7	1992-96
4.	Gerry McNamara	2,099	15.6	2002-06
5.	Hakim Warrick	2,073	15.4	2001-05
6.	Sherman Douglas	2,060	14.9	1985-89
7.	Stephen Thompson	1,956	13.6	1986-90
8.	Preston Shumpert	1,907	14.2	1998-02
9.	Dave Bing	1,883	24.8	1963-66
10.	Rafael Addison	1,876	14.9	1982-86
11.	Erich Santifer	1,845	14.9	1979-83
12.	Billy Owens	1,840	17.7	1988-91
13.	Rony Seikaly	1,716	12.6	1984-88
14.	Dave Johnson	1,614	12.2	1988-92
15.	Roosevelt Bouie	1,560	13.2	1976-80
	Todd Burgan	1,560	12.5	1994-98
17.	Adrian Autry	1,538	12.7	1990-94
18.	Dennis DuVal	1,504	15.0	1971-74
19.	Jason Hart	1,503	11.4	1996-00
20.	Rudy Hackett	1,496	17.2	1972-75
	Dale Shackelford	1,496	12.8	1975-79
22.	Dwayne Washington	1,490	15.7	1990-94
23.	Louis Orr	1,487	12.8	1976-80
24.	Bill Smith	1,451	20.7	1968-71
25.	Otis Hill	1,416	10.9	1993-97
26.	Greg Kohls	1,360	19.2	1969-72
27.	Mike Lee	1,351	16.3	1970-73
28.	Billy Gabor	1,344	14.6	1942-48
	Demetris Nichols	1,344	10.9	2003-07
30.	Etan Thomas	1,340	11.0	1996-00
31.	Vinnie Cohen	1,337	19.7	1953-56
32.	Tony Bruin	1,294	11.6	1979-83
33.	<b>ERIC DEVENDORF</b>	<b>1,268</b>	<b>13.9</b>	<b>2005-</b>
34.	George Hicker	1,245	16.0	1965-68
35.	Damone Brown	1,230	10.9	1997-01
36.	Wendell Alexis	1,212	9.7	1982-86
37.	Jack Kiley	1,193	15.1	1948-51
38.	Ryan Blackwell	1,175	11.8	1997-00
39.	Jim Lee	1,165	13.4	1972-75
40.	Marty Byrnes	1,159	11.0	1974-78
	Marty Headd	1,159	10.9	1977-81
42.	DeShaun Williams	1,136	11.7	1999-02
43.	James Williams	1,119	11.0	1973-77
44.	Ed Stichel	1,096	11.0	1945-49
45.	Jon Cincebox	1,087	15.8	1956-59
46.	Kueth Duany	1,084	8.5	1999-03
47.	Pete Chudy	1,079	16.1	1958-61
48.	Vaughn Harper	1,070	13.5	1965-68
49.	Leo Rautins	1,031	12.1	1980-83

### CAREER 3-POINT FG

No.	Name	3FGM-3FGA	Pct.	Years
1.	Gerry McNamara	400-1,131	.354	2002-06
2.	Preston Shumpert	249-659	.378	1998-02
3.	Demetris Nichols	205-573	.358	2006-07
4.	Lawrence Moten	197-624	.316	1991-95
5.	Marius Janulis	190-476	.399	1994-98
6.	Todd Burgan	178-496	.358	1994-98
7.	DeShaun Williams	175-521	.336	1999-02
8.	Matt Roe	159-367	.433	1986-89
9.	<b>Eric Devendorf</b>	<b>143-391</b>	<b>.366</b>	<b>2005-</b>
10.	Adrian Autry	139-417	.333	1990-94
	Jason Hart	139-426	.326	1996-00

### CAREER 3-POINT FGA

No.	Name	3FGM-3FGA	Pct.	Years
1.	Gerry McNamara	400-1,131	.354	2002-06
2.	Preston Shumpert	249-659	.378	1998-02
3.	Lawrence Moten	197-624	.316	1991-95
4.	Demetris Nichols	205-573	.358	2006-07
5.	DeShaun Williams	175-521	.336	1999-02
6.	Todd Burgan	178-496	.358	1994-98
7.	Marius Janulis	190-476	.399	1994-98
8.	Jason Hart	139-426	.326	1996-00
9.	Adrian Autry	139-417	.333	1990-94
10.	<b>Eric Devendorf</b>	<b>143-391</b>	<b>.366</b>	<b>2005-</b>
11.	Matt Roe	159-367	.433	1986-89

### CAREER 3-POINT PERCENTAGE

No.	Name	3FGM-3FGA	Pct.	Years
1.	Greg Monroe	79-180	.439	1983-87
2.	Matt Roe	159-367	.433	1986-89
3.	Marius Janulis	190-476	.399	1994-98
4.	John Wallace	41-105	.390	1992-96
5.	Preston Shumpert	249-659	.378	1998-02
6.	Mike Hopkins	50-135	.370	1989-93
7.	<b>Eric Devendorf</b>	<b>143-391</b>	<b>.366</b>	<b>2005-</b>
8.	Scott McCorkle	38-104	.365	1990-94
9.	Todd Burgan	178-496	.359	1994-98
10.	Demetris Nichols	205-573	.358	2003-07

(min. 100 attempts)  
3-point field goals were added prior to the 1986-87 season.

### CAREER FT PERCENTAGE

No.	Name	FTM-FTA	Pct.	Years
1.	Gerry McNamara	435-490	.888	2002-06
2.	Rich Cornwall	217-252	.861	1965-68
3.	Jim Lee	243-283	.859	1972-75
4.	Greg Kohls	388-471	.824	1969-72
5.	John Suder	146-179	.816	1967-70
6.	Marius Janulis	125-154	.812	1994-98
7.	Marty Headd	163-201	.811	1977-81
8.	Dan Schayes	315-391	.806	1977-81
9.	<b>Eric Devendorf</b>	<b>245-308</b>	<b>.795</b>	<b>2005-</b>
10.	Preston Shumpert	358-452	.792	1998-02

(min. 150 attempts)

## DEVENDORF VS. SETON HALL

Date	Min	TOTAL			3-PTS			FT-FTA			REBOUNDS				PF	FO	A	TO	Blk	Stl	Pts	Avg
		FG	FGA	Pct	3FG	3FGA	Pct	FT	FTA	Pct	Off-Def	Tot	Avg									
1/29/06*	29	4	10	.400	1	5	.200	0	0	.000	0	3	3	0	3	5	3	1	2	9		
<b>Totals</b>	<b>1 game</b>	<b>4-10</b>	<b>.400</b>	<b>1-5</b>	<b>.200</b>	<b>0-0</b>	<b>.000</b>	<b>0-3</b>	<b>3</b>	<b>3.0</b>	<b>3-0</b>	<b>5</b>	<b>3</b>	<b>1</b>	<b>2</b>	<b>9</b>	<b>9.0</b>					

## DEVENDORF'S CAREER STATISTICS

Year	G	GS	TOTAL			3-PTS			FT-FTA			REBOUNDS				PF	FO	A	TO	Blk	Stl	Pts	Avg
			FG	FGA	Pct	3FG	3FGA	Pct	FT	FTA	Pct	O	D	Tot	Avg								
2005-06	35	30	157	353	.445	50	133	.376	64	78	.821	17	69	86	2.5	93	3	82	81	14	36	428	12.2
2006-07	35	22	172	417	.412	54	153	.353	119	150	.793	15	79	94	2.7	93	1	145	109	11	43	517	14.8
2007-08	10	10	61	131	.466	22	54	.407	26	35	.743	10	16	26	2.6	29	2	39	34	4	17	170	17.0
2008-09	11	11	50	109	.459	17	51	.333	36	45	.800	2	10	12	1.1	24	0	37	37	3	12	153	13.9
<b>Totals</b>	<b>91</b>	<b>73</b>	<b>440</b>	<b>1010</b>	<b>.436</b>	<b>143</b>	<b>391</b>	<b>.366</b>	<b>245</b>	<b>308</b>	<b>.795</b>	<b>44</b>	<b>174</b>	<b>218</b>	<b>2.4</b>	<b>239</b>	<b>6</b>	<b>303</b>	<b>261</b>	<b>32</b>	<b>108</b>	<b>1268</b>	<b>13.9</b>



# 2008-09 SYRACUSE MEN'S BASKETBALL

2003 NCAA Champions • 31 NCAA Tournaments • 12 NIT Tournaments • 8 BIG EAST Championships • 5 BIG EAST Tournament Titles



## JONNY FLYNN

Sophomore • 6-0 • 185

Niagara Falls, NY • Niagara Falls

10

- Tied for sixth in the BIG EAST in scoring average (17.5 ppg), third in assists average (5.3) and third in minutes played (34.8 mpg) as of Dec. 29.
- Flynn leads the Orange in scoring average and has either owned outright or shared the team scoring lead in eight of Syracuse's 13 games.
- Flynn has dished out at least five assists 29 times in his career. Syracuse's record is 21-8 in those games.
- Has scored in double figures in 40 of his 48 career games, including 12 of 13 games this year.
- Notched the third double-double of his career with 10 points and a season-best 10 assists vs. Coppin State. Flynn played all 40 minutes for the second straight outing.
- Flynn topped the 20-point mark for the fourth time this year with 24 at Memphis. He played the full 40 minutes against the Tigers and was named to the BIG EAST Honor Roll (Dec. 22).
- Averaged 21.5 points vs. Florida and Kansas on his way to CBE Classic MVP honors. He was also a member of the all-tournament team. Off his 43 points in the two games, 35 were scored in the second half or overtime.
- Flynn scored a game-high 25 points, including 17 in the second half, to lead Syracuse back from a 13-point deficit in the second half vs. Kansas in the CBE Classic Championship game. His 3-pointer with six seconds to go in regulation sent the contest to overtime.
- Tallied 16 of his 18 points in the second half in SU's win vs. Florida in the CBE Classic semifinals.
- Season-high 27 points vs. Richmond, one short of his career high.
- Named the BIG EAST Player of the Week (Dec. 1) and CollegeHoops.net Player of the Week (Nov. 31) following his performance in the CBE Classic Championship.
- Only active SU player to start ever game of his career (48).
- One of 50 candidates for the 2008-09 Wooden Award.
- Named to the Preseason All-BIG EAST Team.

### FLYNN GAME-BY-GAME 2008-09

Opponent	MP	FG	3PT	FT	REB	F	A	T	B	S	TP
Le Moyne*	31	6-11	0-2	5-6	0	2	6	2	0	4	17
Richmond*	39	8-15	3-6	8-13	5	2	5	3	0	0	27
Oakland*	31	5-9	3-6	5-6	2	1	4	4	0	0	18
vs. Florida*	35	5-7	2-4	6-6	1	1	4	2	0	2	18
vs. Kansas*	43	6-12	2-4	11-16	1	2	5	5	0	3	25
Virginia*	39	4-9	0-2	7-11	1	0	6	2	1	1	15
Colgate*	24	4-8	1-2	3-4	2	1	7	2	0	3	12
Cornell*	36	10-16	3-6	1-1	2	3	6	6	0	1	24
Long Beach State*	31	2-7	0-2	5-6	5	2	2	2	1	1	9
Cleveland State*	35	7-8	1-1	1-2	4	0	5	4	0	4	16
Canisius*	28	3-10	0-4	6-8	3	1	3	1	0	1	12
at Memphis*	40	9-17	2-5	4-6	4	1	6	5	0	3	24
Coppin State*	40	2-9	1-5	5-6	3	0	10	5	0	0	10

\*indicates started

### FLYNN'S SEASON AND CAREER HIGHS

#### POINTS

Season: 27 vs. Richmond  
Career: 28 vs. Siena, Pittsburgh, 2007-08

#### FG MADE

Season: 10 vs. Cornell  
Career: 11 vs. Pittsburgh, 2007-08

#### FG ATTEMPTED

Season: 17 at Memphis  
Career: 23 at Georgetown, 2007-08

#### 3-POINT FGM

Season: 3 vs. Cornell, Richmond, Oakland  
Career: 6 vs. Siena, Pittsburgh, 2007-08

#### 3-POINT FGA

Season: 6 vs. Cornell, Richmond, Oakland  
Career: 10 at Georgetown, vs. Pittsburgh, 2007-08

#### FT MADE

Season and Career: 11 vs. Kansas, 2008-09

#### FT ATTEMPTED

Season and Career: 16 vs. Kansas, 2008-09

#### REBOUNDS

Season: 5 vs. Richmond, Long Beach State  
Career: 6 vs. Massachusetts (NIT), 2007-08

#### OFF. REBOUNDS

Season: 1 vs. Colgate, Richmond  
Career: 3 vs. Siena, at Cincinnati, at Notre Dame, 2007-08

#### DEF. REBOUNDS

Season: 4 at Memphis, vs. Cleveland State, Long Beach State, Richmond  
Career: 5 vs. Rutgers, 2007-08

#### ASSISTS

Season: 10 vs. Coppin State  
Career: 12 vs. Massachusetts, 2007-08

#### STEALS

Season and Career: 4 vs. Cleveland State, Le Moyne, 2008-09; vs. Providence, Connecticut, 2007-08

#### BLOCKS

Season and Career: 1 vs. Long Beach State, Virginia, 2008-09; USF, Rutgers, at Villanova, at Notre Dame, at Seton Hall, vs. Massachusetts (NIT), 2007-08

#### MINUTES

Season: 43 vs. Kansas  
Career: 45 at Georgetown, 2007-08



Weekly Honor Roll (Dec. 22)  
Player of the Week (Dec. 1)  
Preseason  
All-Conference Team



Tournament MVP  
All-Tournament Team

CollegeHoops.net

Player of the Week (Nov. 31)



# 2008-09 SYRACUSE MEN'S BASKETBALL

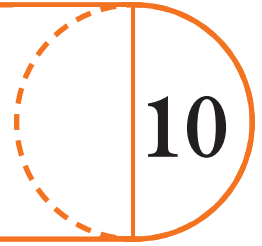
2003 NCAA Champions • 31 NCAA Tournaments • 12 NIT Tournaments • 8 BIG EAST Championships • 5 BIG EAST Tournament Titles



## JONNY FLYNN

Sophomore • 6-0 • 185

Niagara Falls, NY • Niagara Falls



### THE WOODEN AWARD

Jonny Flynn is a member of the John R. Wooden Award Preseason Top 50 List.

Created in 1976, the Wooden Award is given to the nation's best player who is making progress toward graduation and maintaining a 2.0 grade-point-average.

The 33rd annual Wooden Award ceremony, which will include the announcement of the Men's and Women's Wooden Award, and the presentation of the Wooden Award All-American Teams and the Legends of Coaching Award to Rick Barnes from The University of Texas, will be held at The Los Angeles Athletic Club in April 2009.

## FLYNN VS. SETON HALL

Date	Min	TOTAL		3-PTS		FT-FTA	Pct	REBOUNDS			PF-FO	A	TO	Blk	Stl	Pts	Avg
		FG-FGA	Pct	3FG-FGA	Pct			Off-Def	Tot	Avg							
3/5/08*	40	6-11	.545	2-6	.333	2-3	.667	1-1		2	3-0	8	3	1	1	16	
<b>Totals</b>	<b>1 game</b>	<b>6-11</b>	<b>.545</b>	<b>2-6</b>	<b>.333</b>	<b>2-3</b>	<b>.667</b>	<b>1-1</b>		<b>2</b>	<b>3-0</b>	<b>8</b>	<b>3</b>	<b>1</b>	<b>1</b>	<b>16</b>	<b>16.0</b>


## FLYNN'S CAREER STATISTICS

Year	G	GS	TOTAL			3-PTS			FT	FTA	Pct	REBOUNDS				PF	FO	A	TO	Blk	Stl	Pts	Avg
			FG	FGA	Pct	3FG	FGA	Pct				O	D	Tot	Avg								
2007-08	35	35	191	416	.459	56	161	.348	110	142	.775	22	72	94	2.7	51	0	185	95	6	53	548	15.7
2008-09	13	13	71	138	.514	18	49	.367	67	91	.736	3	30	33	2.5	16	0	69	43	2	23	227	17.5
<b>Totals</b>	<b>48</b>	<b>48</b>	<b>262</b>	<b>554</b>	<b>.473</b>	<b>74</b>	<b>210</b>	<b>.352</b>	<b>177</b>	<b>233</b>	<b>.760</b>	<b>25</b>	<b>102</b>	<b>127</b>	<b>2.6</b>	<b>67</b>	<b>0</b>	<b>254</b>	<b>138</b>	<b>8</b>	<b>76</b>	<b>775</b>	<b>16.1</b>



# 2008-09 SYRACUSE MEN'S BASKETBALL

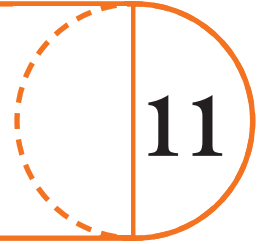
2003 NCAA Champions • 31 NCAA Tournaments • 12 NIT Tournaments • 8 BIG EAST Championships • 5 BIG EAST Tournament Titles



## PAUL HARRIS

Junior • 6-4 • 230

Niagara Falls, NY • Niagara Falls/  
Notre Dame Prep



- Harris ranks ninth in the league (as of Dec. 29) and is Syracuse's leading rebounder at 8.8 rpg
- Has seen his rebounding average increase every season - from 7.1 rpg as a freshman in 2006-07 to 8.2 rpg as a sophomore last year to 8.8 rpg as a junior this season.
- Team's active leader and fourth among active BIG EAST players in double-doubles with 24, including five this season. Syracuse is 16-8 in games in which Harris records a double-double.
- Harris has scored in double figures in 11 of SU's 13 games this season.
- Harris averaged 21.5 ppg in wins against Colgate and Cornell to earn BIG EAST Honor Roll honors (Dec. 8).
- Season-best 22 points against Colgate. He tied his career high with nine made field goals.
- Posted consecutive double-doubles vs. Florida and Kansas at the CBE Classic to earn a place on the all-tournament team. He had 18 points and 11 rebounds vs. Florida in the semifinals and 14 points and 14 boards in the title game vs. Kansas.
- Double-double 12 points and 10 rebounds vs. Le Moyne in the team's season opener.
- Harris averaged 8.2 rebounds per game last season and hauled in 286 boards, the fifth-best total for a sophomore in school history.
- High school teammate of SU sophomore Jonny Flynn.

### HARRIS GAME-BY-GAME 2008-09

Opponent	MP	FG	3PT	FT	REB	F	A	T	B	S	TP
Le Moyne*	23	6-11	0-1	0-0	10	1	1	1	0	1	12
Richmond*	29	3-5	1-1	0-0	5	2	2	1	1	1	7
Oakland*	28	3-10	0-2	5-6	9	1	4	2	3	1	11
vs. Florida*	37	7-11	0-1	4-8	11	1	2	5	0	1	18
vs. Kansas*	38	5-9	0-2	4-6	14	4	5	3	2	1	14
Virginia*	33	4-9	0-1	5-7	8	1	1	5	1	3	13
Colgate*	21	9-13	0-3	4-5	5	1	1	2	0	0	22
Cornell*	32	6-9	0-1	9-10	9	1	3	2	1	0	21
Long Beach State*	26	1-5	0-0	3-6	6	1	2	0	0	0	5
Cleveland State*	37	3-7	0-0	5-7	10	2	3	2	0	0	11
Canisius*	24	4-12	0-1	5-5	11	2	3	0	0	0	13
at Memphis*	37	4-9	1-1	6-9	8	4	3	4	0	1	15
Coppin State*	33	6-8	0-1	3-5	9	2	2	3	0	0	15

\*indicates started

### HARRIS' SEASON AND CAREER HIGHS

#### POINTS

Season: 22 vs. Colgate  
Career: 28 at Villanova, 2007-08

#### FG MADE

Season and Career: 9 vs. Colgate, 2008-09; USF, 2007-08; Notre Dame (BET), 2006-07

#### FG ATTEMPTED

Season: 13 vs. Colgate  
Career: 18 vs. USF, 2007-08

#### 3-POINT FGM

Season: 1 at Memphis, vs. Richmond  
Career: 2 vs. Villanova (BET), 2007-08

#### 3-POINT FGA

Season: 3 vs. Colgate  
Career: 5 vs. Robert Morris (NIT), 2007-08

#### FT MADE

Season: 9 vs. Cornell  
Career: 12 at Villanova, vs. Robert Morris (NIT), 2007-08

#### FT ATTEMPTED

Season: 10 vs. Cornell  
Career: 16 at Villanova, vs. Robert Morris (NIT), 2007-08

#### REBOUNDS

Season: 14 vs. Kansas  
Career: 15 vs. Northeastern, Siena, 2007-08;  
vs. Notre Dame (BET), 2006-07

#### OFF. REBOUNDS

Season: 6 vs. Canisius, Le Moyne  
Career: 7 vs. Tulane, 2007-08; vs. Notre Dame (BET), 2006-07

#### DEF. REBOUNDS

Season: 11 vs. Kansas  
Career: 12 at Virginia, 2007-08

#### ASSISTS

Season: 5 vs. Kansas  
Career: 7 vs. Northeastern, St. John's, at DePaul, 2007-08

#### STEALS

Season: 3 vs. Virginia  
Career: 6 vs. Pittsburgh, 2007-08

#### BLOCKS

Season: 3 vs. Oakland  
Career: 4 vs. Villanova, 2007-08

#### MINUTES

Season: 38 vs. Kansas  
Career: 43 at Georgetown, 2007-08



Weekly Honor Roll (Dec. 8)




All-Tournament Team



# 2008-09 SYRACUSE MEN'S BASKETBALL

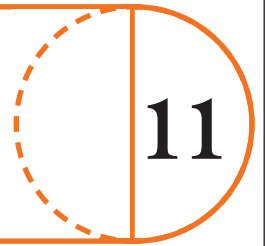
2003 NCAA Champions • 31 NCAA Tournaments • 12 NIT Tournaments • 8 BIG EAST Championships • 5 BIG EAST Tournament Titles



## PAUL HARRIS

Junior • 6-4 • 230

Niagara Falls, NY • Niagara Falls/  
Notre Dame Prep



### BIG EAST ACTIVE DOUBLE-DOUBLES

*includes Dec. 28 games*

No.	Name	2008-09	Career
1.	Jeff Adrien, Connecticut	4	37
2.	Luke Harangody, Notre Dame	6	31
3.	Geoff McDermott, Providence	3	25
4.	Paul Harris, Syracuse	5	24
5.	DeJuan Blair, Pittsburgh	8	22

## HARRIS VS. SETON HALL


Date	Min	TOTAL		3-PTS		FT-FTA	Pct	REBOUNDS			PF-FO	A	TO	Blk	Stl	Pts	Avg
		FG	FGA	Pct	3FG			FGA	Pct	Off-Def							
3/5/08*	38	5	11	.455	0	0	.000	4	6	.667	2	4	1	0	14		
<b>Totals</b>	<b>1 game</b>	<b>5</b>	<b>11</b>	<b>.455</b>	<b>0</b>	<b>0</b>	<b>.000</b>	<b>4</b>	<b>6</b>	<b>.667</b>	<b>2</b>	<b>4</b>	<b>1</b>	<b>0</b>	<b>14</b>	<b>14.0</b>	

## HARRIS' CAREER STATISTICS

Year	G	GS	TOTAL		3-PTS		FT	FTA	Pct	REBOUNDS			PF	FO	A	TO	Blk	Stl	Pts	Avg			
			FG	FGA	Pct	3FG				FGA	Pct	O									D	Tot	Avg
2006-07	35	1	94	217	.433	1	20	.050	113	166	.681	74	174	248	7.1	68	1	57	66	21	28	302	8.6
2007-08	35	35	161	343	.469	11	34	.324	173	237	.730	99	187	286	8.2	90	0	117	117	28	59	506	14.5
2008-09	13	13	61	118	.517	2	15	.133	53	74	.716	34	81	115	8.8	23	0	32	30	8	9	177	13.6
<b>Totals</b>	<b>83</b>	<b>49</b>	<b>316</b>	<b>678</b>	<b>.466</b>	<b>14</b>	<b>69</b>	<b>.203</b>	<b>339</b>	<b>477</b>	<b>.711</b>	<b>207</b>	<b>442</b>	<b>649</b>	<b>7.8</b>	<b>181</b>	<b>1</b>	<b>206</b>	<b>213</b>	<b>57</b>	<b>96</b>	<b>985</b>	<b>11.9</b>



# 2008-09 SYRACUSE MEN'S BASKETBALL



## RICK JACKSON

Sophomore • 6-9 • 240

Philadelphia, PA • Neumann-Goretti H.S.

00

- Jackson is averaging 12.7 points, 7.0 rebounds 2.3 blocks in the last three games, including the first two starts of his career. He played a career-high 33 minutes in SU's win against Coppin State.
- Jackson has at least one rebound in 43 of his 48 career appearances and has grabbed multiple boards in 11 of the team's 13 games this season.
- Has grabbed at least nine rebounds four times in 2008-09.
- Eighth in the conference in blocks per game at 1.7 (as of Dec. 29).
- He has scored in double figures five times already this season. Jackson reached double-digit points twice in 35 games last year.
- Jackson tied his personal high with 14 points at Memphis in the first start of his career. He played 28 minutes against the Tigers. He tied his career high with seven field goals.
- Jackson scored a personal-best 14 points vs. Canisius. He netted a career-best seven field goals in the contest.
- Recorded the first double-double of his career with 10 points and a personal-best 10 boards vs. Colgate in 13 minutes of action.
- Tied his career high with five blocks against Virginia.
- Tied Paul Harris for game-high rebounding honors vs. Oakland (9). Secured a career-best eight defensive boards against the Golden Grizzlies.
- Tied his career high with three steals in SU's season-opening win against Le Moyne.
- High school teammate of SU sophomore Scoop Jardine.

### JACKSON GAME-BY-GAME 2008-09

Opponent	MP	FG	3PT	FT	REB	F	A	T	B	S	TP
Le Moyne	19	1-2	0-0	2-2	9	2	2	4	3	3	4
Richmond	9	0-1	0-0	0-0	3	2	0	0	0	1	0
Oakland	19	2-3	0-0	0-0	9	1	0	2	3	1	4
vs. Florida	11	0-1	0-0	1-2	3	1	1	1	0	0	1
vs. Kansas	7	0-1	0-0	0-0	1	3	0	1	0	0	0
Virginia	15	4-8	0-0	0-0	6	0	0	0	5	1	8
Colgate	13	3-6	0-0	4-4	10	2	1	2	0	2	10
Cornell	13	0-1	0-0	0-0	1	1	1	0	0	1	0
Long Beach State	19	4-6	0-0	3-3	9	2	2	2	3	0	11
Cleveland State	10	3-5	0-0	0-0	2	1	1	0	1	0	6
Canisius	21	7-9	0-0	0-1	8	2	0	3	3	0	14
at Memphis*	28	7-12	0-0	0-1	7	1	1	0	2	1	14
Coppin State*	33	5-7	0-0	0-0	6	2	3	5	2	1	10

\*indicates started

### JACKSON'S SEASON AND CAREER HIGHS

#### POINTS

Season and Career: 14 at Memphis, vs. Canisius, 2008-09

#### FG MADE

Season and Career: 7 at Memphis, vs. Canisius, 2008-09

#### FG ATTEMPTED

Season and Career: 12 at Memphis, 2008-09

#### 3-POINT FGM

Season and Career: 0

#### 3-POINT FGA

Season and Career: 0

#### FT MADE

Season and Career: 4 vs. Colgate, 2008-09; Washington, 2007-08

#### FT ATTEMPTED

Season: 4 vs. Colgate

Career: 6 vs. Washington, Providence, at Notre Dame, 2007-08

#### REBOUNDS

Season and Career: 10 vs. Colgate, 2008-09

#### OFF. REBOUNDS

Season and Career: 4 vs. Canisius, Colgate, 2008-09; vs. Cornell, Providence, 2007-08

#### DEF. REBOUNDS

Season and Career: 8 vs. Oakland, 2008-09

#### ASSISTS

Season: 3 vs. Coppin State

Career: 4 vs. Colgate, 2007-08

#### STEALS

Season and Career: 3 vs. Le Moyne, 2008-09; vs. East Tennessee State, 2007-08

#### BLOCKS

Season and Career: 5 vs. Virginia, 2008-09; vs. USF, 2007-08

#### MINUTES

Season and Career: 33 vs. Coppin State, 2008-09

## JACKSON VS. SETON HALL

Date	Min	TOTAL			3-PTS			REBOUNDS			PF	FO	A	TO	Blk	Stl	Pts	Avg		
		FG	FGA	Pct	3FG	3FGA	Pct	FT	FTA	Pct									Off	Def
3/5/08	5	0-0	0-0	.000	0-0	0-0	.000	1-2	500	1-2	1-2	3	3.0	1-0	0	1	1	0	1	
<b>Totals</b>	1 game	0-0	0-0	.000	0-0	0-0	.000	1-2	.500	1-2	1-2	3	3.0	1-0	0	1	1	0	1	1.0

## JACKSON'S CAREER STATISTICS

Year	G	GS	TOTAL			3-PTS			REBOUNDS			PF	FO	A	TO	Blk	Stl	Pts	Avg				
			FG	FGA	Pct	3FG	3FGA	Pct	FT	FTA	Pct									O	D	Tot	Avg
2007-08	35	0	51	97	.526	0	0	.000	28	53	.528	42	63	105	3.0	44	0	19	32	44	15	130	3.7
2008-09	13	2	36	62	.581	0	0	.000	10	13	.769	27	47	74	5.7	20	0	12	20	22	11	82	6.3
<b>Totals</b>	<b>48</b>	<b>2</b>	<b>87</b>	<b>159</b>	<b>.547</b>	<b>0</b>	<b>0</b>	<b>.000</b>	<b>38</b>	<b>66</b>	<b>.576</b>	<b>69</b>	<b>110</b>	<b>179</b>	<b>3.7</b>	<b>64</b>	<b>0</b>	<b>31</b>	<b>52</b>	<b>66</b>	<b>26</b>	<b>212</b>	<b>4.4</b>



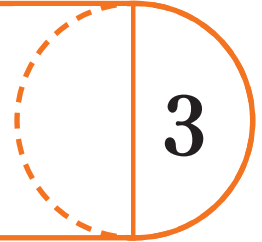
# 2008-09 SYRACUSE MEN'S BASKETBALL

2003 NCAA Champions • 31 NCAA Tournaments • 12 NIT Tournaments • 8 BIG EAST Championships • 5 BIG EAST Tournament Titles



## MOOKIE JONES

Freshman • 6-6 • 220  
Peekskill, NY • Peekskill H.S.



- Jones tallied eight points, including a career-high two 3-pointers vs. Canisius. He also dished out the first two assists of his career against the Golden Griffins.
- Career-best five rebounds in SU's win against Long Beach State.
- Had his best all-round game with nine points and three steals in 21 minutes vs. Colgate.
- Scored seven points in eight minutes vs. Oakland, including the first two made free throws of his career.
- Recorded his first collegiate points with a 3-pointer in SU's season-opening win vs. Le Moyne.
- Led Peekskill H.S. to three state championships.
- Ranked 35th overall and sixth among small forwards by *Rivals.com* coming out of high school.

### JONES GAME-BY-GAME 2008-09

Opponent	MP	FG	3PT	FT	REB	F	A	T	B	S	TP
Le Moyne	10	1-4	1-4	0-0	1	1	0	0	1	0	3
Oakland	8	2-2	1-1	2-2	0	2	0	0	0	0	7
Colgate	21	4-8	1-3	0-0	1	1	0	0	0	3	9
Long Beach State	14	2-4	1-3	0-0	5	2	0	1	0	1	5
Canisius	15	3-5	2-4	0-0	2	2	2	1	1	0	8
at Memphis	2	0-2	0-2	0-0	0	1	0	0	0	0	0
Coppin State	5	0-2	0-2	0-0	1	0	1	0	0	0	0

\*indicates started

### JONES' SEASON AND CAREER HIGHS

#### POINTS

Season and Career: 9 vs. Colgate

#### FG MADE

Season and Career: 4 vs. Colgate

#### FG ATTEMPTED

Season and Career: 8 vs. Colgate

#### 3-POINT FGM

Season and Career: 2 vs. Canisius

#### 3-POINT FGA

Season and Career: 4 vs. Canisius, Le Moyne

#### FT MADE

Season and Career: 2 vs. Oakland

#### FT ATTEMPTED

Season and Career: 2 vs. Oakland

#### REBOUNDS

Season and Career: 5 vs. Long Beach State

#### OFF. REBOUNDS

Season and Career: 1 vs. Long Beach State

#### DEF. REBOUNDS

Season and Career: 4 vs. Long Beach State

#### ASSISTS

Season and Career: 2 vs. Canisius

#### STEALS

Season and Career: 3 vs. Colgate

#### BLOCKS

Season: 1 vs. Canisius, Le Moyne

#### MINUTES

Season and Career: 21 vs. Colgate

## JONES' CAREER STATISTICS

Year	G	GS	TOTAL		Pct	3-PTS		Pct	FT	FTA	Pct	REBOUNDS				PF	FO	A	TO	Blk	Stl	Pts	Avg	
			FG	FGA		FGA	Pct					O	D	Tot	Avg									
2008-09	7	0	12	27	.444	3FG	6	19	.316	2	2	1.000	1	9	10	1.4	9	0	3	2	2	4	32	4.6



# 2008-09 SYRACUSE MEN'S BASKETBALL

2003 NCAA Champions • 31 NCAA Tournaments • 12 NIT Tournaments • 8 BIG EAST Championships • 5 BIG EAST Tournament Titles



## KRIS JOSEPH

Freshman • 6-7 • 220

Montreal, Quebec • Archbishop Carroll (D.C)

32

- Joseph had at least one field goal in 11 of SU's 13 non-conference games.
- Scored six points and matched his personal best with six rebounds in a career-high 29 minutes vs. Coppin State. Also had a season-best two blocks.
- Personal-best four steals in 24 minutes vs. Cornell.
- Played 26 minutes and was in double figures for the second straight game vs. Florida with 10 points.
- Had his best game of year vs. Oakland. Scored a personal-best 13 points on 6-for-6 shooting, including his first career 3-pointer. Also had a career-high six rebounds in 19 minutes off the bench.
- Tallied seven points, two rebounds, and three steals in his collegiate debut against Le Moyne.
- Ranked 114th overall and the 17th-best small forward in the class of 2008 by *Rivals.com*.

### JOSEPH GAME-BY-GAME 2008-09

Opponent	MP	FG	3PT	FT	REB	F	A	T	B	S	TP
Le Moyne	22	3-7	0-2	1-2	2	0	1	1	1	3	7
Richmond	12	1-2	0-1	0-0	4	2	3	0	0	1	2
Oakland	19	6-6	1-1	0-1	6	1	1	4	0	2	13
vs. Florida	26	5-8	0-0	0-2	5	2	3	1	1	1	10
vs. Kansas	11	0-2	0-1	0-0	0	0	1	1	0	0	0
Virginia	15	1-2	0-1	0-0	2	3	0	3	0	0	2
Colgate	16	3-9	0-2	1-2	4	0	0	0	0	1	7
Cornell	24	1-3	0-1	2-4	4	0	0	0	0	4	4
Long Beach State	19	1-3	1-3	1-2	3	2	1	3	0	2	4
Cleveland State	9	0-0	0-0	0-2	0	0	0	0	1	1	0
Canisius	17	1-3	0-1	2-4	4	1	1	1	0	1	4
at Memphis	25	2-4	1-1	1-4	2	0	0	2	1	2	6
Coppin State	29	2-5	0-1	2-3	6	3	2	2	2	1	6

\*indicates started

### JOSEPH'S SEASON AND CAREER HIGHS

#### POINTS

Season and Career: 13 vs. Oakland

#### FG MADE

Season and Career: 6 vs. Oakland

#### FG ATTEMPTED

Season and Career: 9 vs. Colgate

#### 3-POINT FGM

Season and Career: 1 at Memphis, vs. Oakland, Long Beach State

#### 3-POINT FGA

Season and Career: 3 vs. Long Beach State

#### FT MADE

Season and Career: 2 vs. Coppin State, Canisius, Cornell

#### FT ATTEMPTED

Season and Career: 4 at Memphis, vs. Canisius, Cornell

#### REBOUNDS

Season and Career: 6 vs. Coppin State, Oakland

#### OFF. REBOUNDS

Season and Career: 3 vs. Oakland

#### DEF. REBOUNDS

Season and Career: 4 vs. Coppin State, Canisius

#### ASSISTS

Season and Career: 3 vs. Florida, Richmond

#### STEALS

Season and Career: 4 vs. Cornell

#### BLOCKS

Season and Career: 2 vs. Coppin State

#### MINUTES

Season and Career: 29 vs. Coppin State

## JOSEPH'S CAREER STATISTICS

Year	G	GS	TOTAL			3-PTS			FT	FTA	Pct	REBOUNDS				PF	FO	A	TO	Blk	Stl	Pts	Avg
			FG	FGA	Pct	3FG	FGA	Pct				O	D	Tot	Avg								
2008-09	13	0	26	54	.481	3	15	.200	10	26	.385	12	30	42	3.2	14	0	13	18	6	19	65	5.0



# 2008-09 SYRACUSE MEN'S BASKETBALL

2003 NCAA Champions • 31 NCAA Tournaments • 12 NIT Tournaments • 8 BIG EAST Championships • 5 BIG EAST Tournament Titles



## KRISTOF ONGENAET

Senior • 6-8 • 215

Ghent, Belgium • College Melle Cuesta C.C.

12

- Season-best seven points vs. Cleveland State. He made three field goals against the Vikings, half of his season total.
- Tied his career-best with four offensive rebounds vs. Oakland.
- Talled a team-best seven rebounds in 24 minutes vs. Richmond.
- Averaged 6.3 ppg. and 5.9 rpg. in 15 games as a starter in 2007-08.

### ONGENAET GAME-BY-GAME 2008-09

Opponent	MP	FG	3PT	FT	REB	F	A	T	B	S	TP
Le Moyne*	9	1-1	0-0	0-0	3	3	1	2	0	2	2
Richmond*	24	0-3	0-1	0-0	7	4	3	1	1	1	0
Oakland*	17	0-2	0-2	2-4	7	0	0	1	0	2	2
vs. Florida*	11	1-1	0-0	3-4	3	2	3	1	1	0	5
vs. Kansas*	12	1-2	0-0	0-2	3	1	0	0	0	0	2
Virginia*	6	0-1	0-0	0-0	0	1	1	1	0	0	0
Colgate*	23	0-2	0-0	0-2	5	3	2	2	0	0	0
Cornell*	11	0-2	0-0	1-2	6	1	0	1	1	1	1
Long Beach State*	11	0-1	0-0	2-2	5	3	1	0	1	0	2
Cleveland State*	20	3-4	0-1	1-2	4	4	1	3	0	1	7
Canisius*	10	0-2	0-0	3-5	5	0	0	0	0	0	3
at Memphis	0+	0-0	0-0	0-0	0	0	0	1	0	0	0
Coppin State	4	0-0	0-0	0-0	2	1	0	1	1	0	0

\*indicates started

### ONGENAET SEASON AND CAREER HIGHS

**POINTS**  
 Season: 7 vs. Cleveland State  
 Career: 13 vs. Robert Morris (NIT), 2007-08

**FG MADE**  
 Season: 3 vs. Cleveland State  
 Career: 4 at Villanova, at Notre Dame, at Seton Hall, vs. Marquette, vs. Robert Morris (NIT), vs. Maryland (NIT), 2007-08

**FG ATTEMPTED**  
 Season: 4 vs. Cleveland State  
 Career: 11 at Notre Dame, 2007-08

**3-POINT FGM**  
 Season: 0  
 Career: 1 vs. Colgate, at Villanova, at USF, at Notre Dame, at Seton Hall, 2007-08

**3-POINT FGA**  
 Season: 2 vs. Oakland  
 Career: 3 at Notre Dame, 2007-08

**FT MADE**  
 Season: 3 vs. Canisius, Florida  
 Career: 5 vs. Robert Morris (NIT), 2007-08

**FT ATTEMPTED**  
 Season: 5 vs. Canisius  
 Career: 8 vs. East Tennessee State, 2007-08

**REBOUNDS**  
 Season: 7 vs. Oakland, Richmond  
 Career: 11 at Seton Hall, 2007-08

**OFF. REBOUNDS**  
 Season and Career: 4 vs. Oakland, 2008-09; vs. Cornell, 2007-08

**DEF. REBOUNDS**  
 Season: 5 vs. Long Beach State, Colgate, Richmond  
 Career: 8 at Seton Hall, 2007-08

**ASSISTS**  
 Season: 3 vs. Florida, Richmond  
 Career: 5 vs. Pittsburgh, 2007-08

**STEALS**  
 Season: 2 vs. Oakland, Le Moyne  
 Career: 3 at Villanova, 2007-08

**BLOCKS**  
 Season: 1 vs. Coppin State, Long Beach State, Cornell, Florida, Richmond  
 Career: 3 vs. Marquette, 2007-08

**MINUTES**  
 Season: 24 vs. Richmond  
 Career: 38 at Georgetown, 2007-08

## ONGENAET VS. SETON HALL

Date	Min	TOTAL		3-PTS		FT-FTA		REBOUNDS			PF-FO	A	TO	Blk	Stl	Pts	Avg
		FG-FGA	Pct	3FG-FGA	Pct	Pct	Pct	Off-Def	Tot	Avg							
3/5/08*	23	4-4	1.000	1-1	1.000	1-1	1.000	3-8	3-8	11	11.0	1-0	1	4	0	10	10.0
<b>Totals</b>	<b>1 game</b>	<b>4-4</b>	<b>1.000</b>	<b>1-1</b>	<b>1.000</b>	<b>1-1</b>	<b>1.000</b>	<b>3-8</b>	<b>3-8</b>	<b>11</b>	<b>11.0</b>	<b>1-0</b>	<b>1</b>	<b>4</b>	<b>0</b>	<b>10</b>	<b>10.0</b>

## ONGENAET'S CAREER STATISTICS

Year	G	GS	TOTAL			3-PTS			FT			REBOUNDS				PF	FO	A	TO	Blk	Stl	Pts	Avg
			FG	FGA	Pct	3FG	FGA	Pct	FT	FTA	Pct	O	D	Tot	Avg								
2007-08	33	15	50	97	.515	5	25	.200	42	62	.677	51	96	147	4.5	78	2	33	42	19	22	147	4.5
2008-09	13	11	6	21	.286	0	4	.000	12	23	.522	17	33	50	3.8	23	0	12	14	5	7	24	1.8
<b>Totals</b>	<b>46</b>	<b>26</b>	<b>56</b>	<b>118</b>	<b>.475</b>	<b>5</b>	<b>29</b>	<b>.172</b>	<b>54</b>	<b>85</b>	<b>.635</b>	<b>68</b>	<b>129</b>	<b>197</b>	<b>4.3</b>	<b>101</b>	<b>2</b>	<b>45</b>	<b>56</b>	<b>24</b>	<b>29</b>	<b>171</b>	<b>3.7</b>

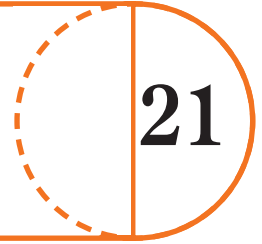


# 2008-09 SYRACUSE MEN'S BASKETBALL



## ARINZE ONUAKU

Junior • 6-9 • 275  
Lanham, MD • Episopal H.S.



- Leads the nation in field goal percentage at 74.7 percent (68-91).
- Made 17 consecutive field goals from Dec. 1 to Dec. 13. The streak matches the longest in team history dating back to 1998-99. Onuaku also made 17 straight field goals in December 2007.
- Onuaku has been perfect from the floor (min. 5 att.) five times in his career, including three times this season. He was 7-for-7 and scored 17 points against Long Beach State.
- Onuaku has scored in double figures in 11 of 13 games this year.
- Sixth in the BIG EAST in blocked shots per game at 1.8 (as of Dec. 29). He tied his personal best with four rejections vs. Cleveland State.
- Hasn't missed more than three shots in a game this season.
- Onuaku recorded his third double-double of 2008-09 with 12 points and 10 boards vs. Coppin State.
- Recorded consecutive double-doubles vs. Florida and Kansas at the CBE Classic. He finished with 13 points and 12 rebounds vs. Florida and a season-best 19 points and 12 boards vs. Kansas. Also tied his career high with four blocks against the Jayhawks.
- Connected on all five of his field-goal attempts vs. Oakland and Cornell.
- Was 6-for-8 (.750) from the field and scored 12 points in SU's season-opening win vs. Le Moyne.

### ONUAKU GAME-BY-GAME 2008-09

Opponent	MP	FG	3PT	FT	REB	F	A	T	B	S	TP
Le Moyne*	25	6-8	0-0	0-1	7	0	2	2	3	2	12
Richmond*	30	8-11	0-0	1-1	6	0	0	0	0	0	17
Oakland*	22	5-5	0-0	4-7	5	4	0	2	3	0	14
vs. Florida*	32	5-8	0-0	3-7	12	2	1	1	0	1	13
vs. Kansas*	39	8-10	0-0	3-3	12	4	0	0	4	2	19
Virginia*	25	1-3	0-0	4-4	10	4	0	0	2	0	6
Colgate*	23	5-6	0-0	0-0	6	0	0	2	3	0	10
Cornell*	28	5-5	0-0	2-8	4	3	1	3	1	1	12
Long Beach State*	16	7-7	0-0	3-9	6	1	0	1	0	0	17
Cleveland State*	31	5-8	0-0	1-2	7	2	2	2	4	1	11
Canisius*	27	5-8	0-0	2-2	9	1	1	0	3	1	12
at Memphis*	30	2-4	0-0	0-4	5	4	0	1	0	0	4
Coppin State*	21	6-8	0-0	0-2	10	2	1	2	1	0	12

\*indicates started

### ONUAKU'S SEASON AND CAREER HIGHS

#### POINTS

Season: 19 vs. Kansas  
Career: 23 vs. St. John's 2007-08

#### FG MADE

Season: 8 vs. Kansas, Richmond  
Career: 11 vs. St. John's, 2007-08

#### FG ATTEMPTED

Season: 11 vs. Richmond  
Career: 20 vs. Massachusetts (NIT), 2007-08

#### 3-POINT FGM

Season: 0  
Career: 0

#### 3-POINT FGA

Season: 0  
Career: 0

#### FT MADE

Season: 4 vs. Virginia, Oakland  
Career: 7 vs. Washington, 2007-08

#### FT ATTEMPTED

Season: 9 vs. Long Beach State  
Career: 12 vs. Washington, Massachusetts, 2007-08

#### REBOUNDS

Season: 12 vs. Kansas, Florida  
Career: 16 vs. Tulane, 2007-08

#### OFF. REBOUNDS

Season: 5 vs. Coppin State, Richmond  
Career: 8 vs. Tulane, at Notre Dame, 2007-08

#### DEF. REBOUNDS

Season and Career: 10 vs. Kansas, 2008-09

#### ASSISTS

Season: 2 vs. Long Beach State, Le Moyne  
Career: 5 at Georgetown, 2007-08

#### STEALS

Season: 2 vs. Le Moyne  
Career: 4 vs. Tulane, Robert Morris (NIT), 2007-08

#### BLOCKS

Season and Career: 4 vs. Cleveland State, Kansas, 2008-09; vs. Northeastern, Villanova (BET), 2007-08

#### MINUTES

Season: 39 vs. Kansas  
Career: 41 at Georgetown, 2007-08



# 2008-09 SYRACUSE MEN'S BASKETBALL

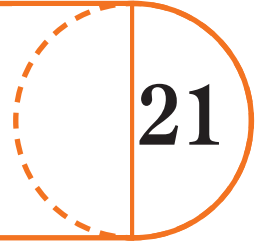
2003 NCAA Champions • 31 NCAA Tournaments • 12 NIT Tournaments • 8 BIG EAST Championships • 5 BIG EAST Tournament Titles



## ARINZE ONUAKU

Junior • 6-9 • 275

Lanham, MD • Episopal H.S.



### NCAA FIELD GOAL PCT.

*includes Dec. 28 games; min. 5.0 field goals made per game*

No.	Name	FGM-FGA	Pct.
1.	Arinze Onuaku, Syracuse	68-91	.747
2.	Patrick Patterson, Kentucky	103-144	.703
3.	Justin Ruttly, Quinnipiac	72-107	.673
4.	Raymar Morgan, Michigan State	62-95	.653
5.	Gary Wilkinson, Utah St.	63-98	.643

### CONSECUTIVE FIELD GOALS MADE 1998-99 TO PRESENT

Season	Player	FGM	Gms.	Dates
2008-09	Arinze Onuaku	17	3	Dec. 1-13
2007-08	Arinze Onuaku	17	3	Dec. 8-15
1998-99	Etan Thomas	**12	3	Dec. 29-Jan. 5
2004-05	Terrence Roberts	12	3	Dec. 28-Jan. 5
2003-04	Hakim Warrick	11	1	Feb. 14
2001-02	Jeremy McNeil	11	5	Jan. 2-14
2000-01	Jeremy McNeil	11	10	Feb. 10-Mar. 9

\*\* - play-by-play not available; could be as many as 14

## ONUAKU VS. SETON HALL

Date	Min	TOTAL		3-PTS		FT-FTA	Pct	REBOUNDS			PF-FO	A	TO	Blk	Stl	Pts	Avg
		FG-FGA	Pct	3FG-FGA	Pct			Off-Def	Tot	Avg							
3/5/08*	35	7-13	.538	0-0	.000	3-9	.333	6-8		14	5-1	1	4	2	0	17	
<b>Totals</b>	<b>1 game</b>	<b>7-13</b>	<b>.538</b>	<b>0-0</b>	<b>.000</b>	<b>3-9</b>	<b>.333</b>	<b>6-8</b>		<b>14</b>	<b>5-1</b>	<b>1</b>	<b>4</b>	<b>2</b>	<b>0</b>	<b>17</b>	<b>17.0</b>

## ONUAKU'S CAREER STATISTICS

Year	G	GS	TOTAL		3-PTS		FT	FTA	Pct	REBOUNDS			PF	FO	A	TO	Blk	Stl	Pts	Avg			
			FG	FGA	Pct	3FG				FGA	Pct	O									D	Tot	Avg
2005-06	29	0	23	41	.561	0	0	.000	12	27	.444	32	48	80	2.8	31	2	4	13	13	5	58	2.0
2007-08	35	35	186	296	.628	0	0	.000	73	164	.445	114	170	284	8.1	108	4	26	67	47	36	445	12.7
2008-09	13	13	68	91	.747	0	0	.000	23	50	.460	33	66	99	7.6	27	0	8	16	24	8	159	12.2
<b>Totals</b>	<b>77</b>	<b>48</b>	<b>277</b>	<b>428</b>	<b>.647</b>	<b>0</b>	<b>0</b>	<b>.000</b>	<b>108</b>	<b>241</b>	<b>.448</b>	<b>179</b>	<b>284</b>	<b>463</b>	<b>6.0</b>	<b>166</b>	<b>6</b>	<b>38</b>	<b>96</b>	<b>84</b>	<b>49</b>	<b>662</b>	<b>8.6</b>



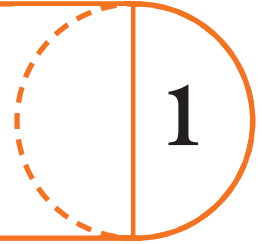
# 2008-09 SYRACUSE MEN'S BASKETBALL



## ANDY RAUTINS

Junior • 6-5 • 205

Jamesville, NY • Jamesville-DeWitt H.S.



- Leads SU and is listed sixth in the BIG EAST in assist/turnover ratio (+2.0) as of Dec. 29.
- Of his 142 career field goals, 115 are 3-pointers (810 pct.).
- SU is 22-0 all-time when Rautins scores at least nine points. (1-0 in 2005-06; 13-0 in 2006-07; 8-0 in 2008-09).
- Has raised his assists average from 0.65 apg in 2005-06 to 1.46 apg in 2006-07 to 3.8 apg this year.
- Rautins has at least one assist in 12 of the Orange's 13 games.
- Rautins tied the Syracuse records for 3-point field goals made (9) and attempted (16) vs. Coppin State. His nine triples was also an Orange Carrier Dome record. He also made two free throws to finish with a career-best 29 points against the Golden Eagles on his way to BIG EAST Honor Roll recognition (Dec. 29).
- Made his first start of the year and contributed nine points, two assists, three steals and tied his career high, playing 38 minutes at Memphis.
- Tied Jonny Flynn for team-high scoring honors with 15 points vs. Virginia.
- Scored 15 points all in the first half vs. Florida. Rautins hit five 3-pointers in the opening 20 minutes against the Gators.
- Notched 12 points and dished out a personal-best nine assists vs. Le Moyne in his first game for the Orange since 2006-07.
- Member of the 2008 Canadian Men's Senior National Team that participated in the Jack Donohue International Classic and the 2008 FIBA Olympic Qualifying Tournament.
- Missed Syracuse's 2007-08 season with a knee injury.
- Son of former Syracuse basketball standout Leo Rautins.

### RAUTINS' SEASON AND CAREER HIGHS

#### POINTS

Season and Career: 29 vs. Coppin State, 2008-09

#### FG MADE

Season and Career: 9 vs. Coppin State, 2008-09

#### FG ATTEMPTED

Season and Career: 16 vs. Coppin State, 2008-0

#### 3-POINT FGM

Season and Career: 9 vs. Coppin State, 2008-09

#### 3-POINT FGA

Season and Career: 16 vs. Coppin State, 2008-0

#### FT MADE

Season and Career: 5 vs. Cornell

#### FT ATTEMPTED

Season and Career: 7 vs. Virginia, 2007-08

#### REBOUNDS

Season: 5 vs. Coppin State, Long Beach State

Career: 6 vs. Charlotte, San Diego State (NIT), 2006-07

#### OFF. REBOUNDS

Season: 1 vs. Florida, Le Moyne

Career: 2 vs. Connecticut, at Providence, at Villanova, vs. Notre Dame (BET), vs. San Diego State (NIT), 2006-07

#### DEF. REBOUNDS

Season: 5 vs. Coppin State, Long Beach State

Career: 6 vs. Charlotte, 2006-07

#### ASSISTS

Season and Career: 9 vs. Le Moyne, 2008-09

#### STEALS

Season and Career: 4 vs. Le Moyne, 2008-09; Colgate, at Providence, 2006-07

#### BLOCKS

Season: 0

Career: 1 vs. Holy Cross, Drexel, at Rutgers, vs. DePaul, Connecticut, vs. Connecticut (BET), 2006-07; vs. Rutgers, at DePaul, 2005-06

#### MINUTES

Season and Career: 38 at Memphis, 2008-09;

at Providence, 2006-07

### RAUTINS GAME-BY-GAME 2008-09

Opponent	MP	FG	3PT	FT	REB	F	A	T	B	S	TP
Le Moyne	31	4-10	3-9	1-2	3	0	9	1	0	4	12
Richmond	26	0-7	0-5	1-2	2	0	3	2	0	1	1
Oakland	20	2-7	1-6	2-2	2	0	2	2	0	1	7
vs. Florida	19	5-12	5-9	0-0	3	2	0	2	0	1	15
vs. Kansas	33	3-8	3-8	0-0	2	3	3	1	0	3	9
Virginia	28	4-10	4-9	3-7	2	3	3	2	0	1	15
Colgate	20	0-5	0-4	2-2	4	0	6	2	0	0	2
Cornell	30	2-8	2-7	5-6	2	2	6	1	0	3	11
Long Beach State	27	4-9	3-8	2-2	5	0	2	2	0	1	13
Cleveland State	21	0-3	0-3	1-3	2	1	3	2	0	0	1
Canisius	23	2-6	1-5	1-3	4	4	4	1	0	0	6
at Memphis*	38	3-9	2-5	1-2	4	1	2	2	0	3	9
Coppin State*	35	9-16	9-16	2-2	5	1	6	4	0	2	29

\*indicates started



Weekly Honor Roll (Dec. 29)

## RAUTINS VS. SETON HALL

Date	Min	TOTAL			3-PTS			REBOUNDS			PF	FO	A	TO	Blk	Stl	Pts	Avg	
		FG	FGA	Pct	3FG	3FGA	Pct	FT	FTA	Pct									Off-Def
1/29/06	2	0-0		.000	0-0		.000	0-0		.000	0-0		0-0		0	0	0	0	0
<b>Totals</b>	<b>1 game</b>	<b>0-0</b>		<b>.000</b>	<b>0-0</b>		<b>.000</b>	<b>0-0</b>		<b>.000</b>	<b>0-0</b>		<b>0-0</b>		<b>0</b>	<b>0</b>	<b>0</b>	<b>0</b>	<b>0.0</b>


## RAUTINS' CAREER STATISTICS

Year	G	GS	TOTAL			3-PTS			REBOUNDS			PF	FO	A	TO	Blk	Stl	Pts	Avg				
			FG	FGA	Pct	3FG	3FGA	Pct	FT	FTA	Pct									O	D	Tot	Avg
2005-06	20	0	20	53	.377	15	46	.326	3	6	.500	5	12	17	0.9	23	0	13	4	2	6	58	2.9
2006-07	35	20	84	226	.372	67	188	.356	17	24	.708	15	54	69	2.0	62	0	51	46	6	45	252	7.2
2008-09	13	2	38	110	.345	33	94	.351	21	33	.636	2	38	40	3.1	17	0	49	24	0	20	130	10.0
<b>Totals</b>	<b>68</b>	<b>22</b>	<b>142</b>	<b>389</b>	<b>.365</b>	<b>115</b>	<b>328</b>	<b>.351</b>	<b>41</b>	<b>63</b>	<b>.651</b>	<b>22</b>	<b>104</b>	<b>126</b>	<b>1.9</b>	<b>102</b>	<b>0</b>	<b>113</b>	<b>74</b>	<b>8</b>	<b>71</b>	<b>440</b>	<b>6.5</b>



# 2008-09 SYRACUSE MEN'S BASKETBALL

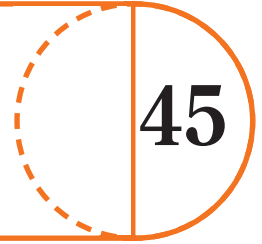
2003 NCAA Champions • 31 NCAA Tournaments • 12 NIT Tournaments • 8 BIG EAST Championships • 5 BIG EAST Tournament Titles



## SEAN WILLIAMS

Sophomore • 6-11 • 240

Villa Park, CA • Villa Park H.S./  
Notre Dame Prep



- Recorded a rebound and the first assist of his career vs. Oakland. Also had a rebound against Colgate and Long Beach State.
- Saw action in four games last season.

### WILLIAMS GAME-BY-GAME 2008-09

Opponent	MP	FG	3PT	FT	REB	F	A	T	B	S	TP
Le Moyne	2	0-0	0-0	0-0	0	0	0	0	0	0	0
Oakland	2	0-0	0-0	0-0	1	2	1	1	0	0	0
Colgate	4	0-0	0-0	0-0	1	1	0	0	0	0	0
Long Beach State	5	0-0	0-0	0-0	1	0	0	0	0	0	0

\*indicates started

### WILLIAMS' SEASON AND CAREER HIGHS

#### POINTS

Season: 0

Career: 4 vs. Colgate, 2007-08

#### FG MADE

Season: 0

Career: 2 vs. Colgate, 2007-08

#### FG ATTEMPTED

Season: 0

Career: 2 vs. Colgate, Rutgers, 2007-08

#### 3-POINT FGM

Season and Career: 0

#### 3-POINT FGA

Season and Career: 0

#### FTM

Season and Career: 0

#### FTA

Season and Career: 0

#### REBOUNDS

Season and Career: 1 vs. Long Beach State, Colgate, Oakland, 2008-09; vs. Colgate, 2007-08

#### OFF. REBOUNDS

Season and Career: 0

#### DEF. REBOUNDS

Season and Career: 1 vs. Long Beach State, Colgate, Oakland, 2008-09; vs. Colgate, 2007-08

#### ASSISTS

Season and Career: 1 vs. Oakland, 2008-09

#### STEALS

Season and Career: 0

#### BLOCKS

Season: 0

Career: 2 vs. Colgate, 2007-08

#### MINUTES

Season: 5 vs. Long Beach State

Career: 8 vs. Colgate, vs. Rutgers, 2007-08

## WILLIAMS' CAREER STATISTICS

Year	G	GS	TOTAL			3-PTS			REBOUNDS			PF	FO	A	TO	Blk	Stl	Pts	Avg				
			FG	FGA	Pct	3FG	FGA	Pct	FT	FTA	Pct									O	D	Tot	Avg
2007-08	4	0	3	5	.600	0	0	.000	0	0	.000	0	1	1	0.3	2	0	0	2	2	0	6	1.5
2008-09	4	0	0	0	.000	0	0	.000	0	0	.000	0	3	3	0.8	3	0	1	1	0	0	0	0.0
<b>Totals</b>	<b>8</b>	<b>0</b>	<b>3</b>	<b>5</b>	<b>.600</b>	<b>0</b>	<b>0</b>	<b>.000</b>	<b>0</b>	<b>0</b>	<b>.000</b>	<b>0</b>	<b>4</b>	<b>4</b>	<b>0.5</b>	<b>5</b>	<b>0</b>	<b>1</b>	<b>3</b>	<b>2</b>	<b>0</b>	<b>6</b>	<b>0.8</b>



# 2008-09 SYRACUSE GAME-BY-GAME

2003 NCAA Champions • 31 NCAA Tournaments • 12 NIT Tournaments • 8 BIG EAST Championships • 5 BIG EAST Tournament Titles

Opponent	Score	TOTAL		3-PTS		FT-FTA		REBOUNDS						
		FG-FGA	Pct	3FG-FGA	Pct	FT-FTA	Pct	Off-Def	Tot	PF	A	TO	Blk	Stl
Syracuse	W, 85-51	35-70	.500	5-24	.208	10-17	.588	19-24	43	10	24	18	8	19
<i>LeMoyne</i>		23-57	.404	4-18	.222	1-7	.143	13-20	33	15	17	26	5	10
Syracuse	W, 76-71	28-56	.500	8-20	.400	12-19	.632	11-25	36	14	18	15	2	6
<i>Richmond</i>		27-56	.482	8-24	.333	9-15	.600	6-22	28	21	13	12	4	5
Syracuse	W, 86-66	28-53	.528	7-24	.292	23-32	.719	12-36	48	14	20	20	9	8
<i>Oakland</i>		25-72	.347	6-22	.273	10-17	.588	15-16	31	24	15	14	2	10
Syracuse	W, 89-83	31-60	.517	8-20	.400	19-32	.594	14-26	40	14	18	16	2	6
<i>vs. Florida</i>		34-71	.479	7-23	.304	8-13	.615	12-22	34	24	19	11	3	12
Syracuse	W, 89-81 OT	28-58	.483	8-22	.364	25-37	.676	7-30	37	18	18	15	6	11
<i>vs. Kansas</i>		31-74	.419	8-24	.333	11-20	.550	17-25	42	27	20	17	5	9
Syracuse	W, 73-70	21-45	.467	4-13	.308	27-38	.711	6-27	33	15	15	15	9	6
<i>Virginia</i>		27-64	.422	4-14	.286	12-17	.706	13-25	38	27	14	12	2	10
Syracuse	W, 86-51	33-65	.508	4-17	.235	16-21	.762	14-34	48	12	20	14	3	11
<i>Colgate</i>		19-62	.306	8-24	.333	5-7	.714	10-22	32	18	14	19	8	3
Syracuse	W, 88-78	28-50	.560	5-17	.294	27-38	.711	8-24	32	14	19	19	3	15
<i>Cornell</i>		30-69	.435	13-29	.448	5-7	.714	16-20	36	28	18	19	0	7
Syracuse	W, 79-55	26-56	.464	6-22	.273	21-32	.656	13-37	50	15	16	12	5	6
<i>Long Beach State</i>		23-73	.315	5-36	.139	4-10	.400	15-22	37	21	14	9	3	7
Syracuse	L, 69-72	27-50	.540	6-15	.400	9-18	.500	9-24	33	13	18	16	7	7
<i>Cleveland State</i>		30-68	.441	5-18	.278	7-9	.778	15-19	34	15	22	9	3	9
Syracuse	W, 82-60	28-60	.467	3-17	.176	23-32	.719	16-34	50	15	18	13	9	4
<i>Canisius</i>		23-73	.315	4-22	.182	10-20	.500	19-21	40	24	8	10	4	5
Syracuse	W, 72-65	27-57	.474	6-14	.429	12-26	.462	8-28	36	12	12	15	3	10
<i>Memphis</i>		24-70	.343	7-33	.212	10-13	.769	19-26	45	20	16	20	8	6
Syracuse	W, 82-71	30-55	.545	10-25	.400	12-18	.667	13-31	44	11	25	22	6	4
<i>Coppin State</i>		26-72	.361	11-27	.407	8-12	.667	16-16	32	16	11	11	0	13
<b>SYRACUSE TOTALS</b>		370-735	.503	80-250	.320	236-360	.656	150-380	530	177	241	210	72	113
<b>OPPONENT TOTALS</b>		342-881	.388	90-314	.287	100-167	.599	186-276	462	280	201	189	47	106



# 2008-09 RECORD BREAKDOWN

2003 NCAA Champions • 31 NCAA Tournaments • 12 NIT Tournaments • 8 BIG EAST Championships • 5 BIG EAST Tournament Titles

	Overall	BIG EAST BET
SU overall	12-1	
SU at home	9-1	
SU on the road	1-0	
SU at neutral sites	2-0	
SU in overtime		
After a loss		
SU scores first	9-1	
Opponent scores first	3-0	
Halftime	Overall	BIG EAST BET
SU led at the half	8-0	
SU trailed at the half	4-0	
Tied at the half	0-1	
Rebounding	Overall	BIG EAST BET
SU outrebounded Opp.	8-0	
SU was outrebounded	4-1	
Rebounds were equal		
SU 36-or-more rebounds	10-0	
SU 35-or-less rebounds	2-1	
SU 21-or-more def rebounds	12-1	
SU 20-or-less def. rebounds		
SU 11-or-more off. rebounds	8-0	
SU 10-or-less off. rebounds	4-1	
Field Goal Percentage	Overall	BIG EAST BET
SU shot 70-80% FG		
SU shot 60-70% FG		
SU shot 50-60% FG	7-1	
SU shot 40-50% FG	4-0	
SU shot 30-40% FG	1-0	
SU shot 20-30% FG		
Opp. shot 50-60% FG		
Opp. shot 40-50% FG	6-1	
Opp. shot 30-40% FG	6-0	
Opp. shot 20-30% FG		
SU outshot Opp. FG%	12-1	
Opp. outshot SU FG%		
Free Throw Percentage	Overall	BIG EAST BET
SU outshot Opp. FT%	8-0	
Opp. outshot SU FT%	3-1	
SU shot same FT% as opponent	1-0	
SU shot more FT	12-1	
Opp. shot more FT		
Free throws shot were equal		
Scoring	Overall	BIG EAST BET
SU scored more than 109		
SU scored 100-109 pts.		
SU scored 90-99 pts.		
SU scored 80-89 pts.	8-0	
SU scored 70-79 pts.	4-0	
SU scored 60-69 pts.	0-1	
SU scored 50-59 pts.		
Opp. scored 100-109 pts.		
Opp. scored 90-99 pts.		
Opp. scored 80-89 pts.	2-0	
Opp. scored 70-79 pts.	4-1	
Opp. scored 60-69 pts.	3-0	
Opp. scored 50-59 pts.	3-0	
By Starting Lineup	Overall	BIG EAST BET
Flynn, Devendorf, Harris, Ongenaet Onuaku	10-1	
Flynn, Harris, Jackson, Onuaku Rautins	2-0	
By Uniform	Overall	BIG EAST BET
White	10-1	
Orange	2-0	

	Overall	BIG EAST BET
SU 10-or-less turnovers		
SU 11-20 turnovers	11-1	
SU 21-or-more turnovers	1-0	
Opp. 10-or-less turnovers	2-1	
Opp. 11-20 turnovers	9-0	
Opp 21-or-more turnovers	1-0	
SU Players' Scoring	Overall	BIG EAST BET
Six in double digits		
Five in double digits	6-0	
Four in double digits	4-1	
Three in double digits	2-0	
Two in double digits		
One in double digits		
Four with 20-or-more points		
Three with 20-or-more points		
Two with 20-or-more points	3-0	
One with 20-or-more points	3-0	
One with 30-or-more points		
Games Decided By . .	Overall	BIG EAST BET
0-5 points	2-1	
6-10 points	4-0	
11-15 points	1-0	
16 or more points	5-0	
By Month	Overall	BIG EAST BET
November	6-0	
December	6-1	
January		
February		
March		
By Day	Overall	BIG EAST BET
Monday	3-1	
Tuesday	2-0	
Wednesday	2-0	
Thursday		
Friday	2-0	
Saturday	2-0	
Sunday	1-0	
By Live Television	Overall	BIG EAST BET
CBS		
ESPN	2-0	
ESPN2	2-0	
BIG EAST Network		
ESPNU	3-0	
Time Warner Cable Sports	5-1	
By Conference	Overall	
ACC (Virginia)	1-0	
Atlantic 10 (Richmond)	1-0	
Big 12 (Kansas)	1-0	
Big West (Long Beach State)	1-0	
Conference USA (Memphis)	1-0	
Horizon League (Cleveland State)	0-1	
Ivy League (Cornell)	1-0	
MAAC (Canisius)	1-0	
MEAC (Coppin State)	1-0	
Northeast 10 (Le Moyne)	1-0	
Patriot League (Colgate)	1-0	
Summit (Oakland)	1-0	
Southeastern Conference (Florida)	1-0	



# 2008-09 INDIVIDUAL EFFORTS

**Games Played:**

13 – Flynn, Harris, Jackson, Joseph, Ongenaet, Onuaku, Rautins

**Games Started:**

13 – Flynn, Harris, Onuaku

**Points in a Half:**

19 – Flynn (2nd half, Richmond)

**Game Points:**

29 – Rautins, Coppin State

**Minutes Played (regulation):**

40 – Flynn at Memphis, Coppin State

**Minutes Played (overtime):**

43 – Flynn vs. Kansas

**Game FG Attempted:**

17 – Flynn at Memphis

**Game FG Made:**

10 – Flynn, Cornell

**Game FG Percentage (min. 7 made)**

1.000 (7-7) – Onuaku, Long Beach State

**Game FT Attempted:**

16 – Flynn vs. Kansas

**Game FT Made:**

11 – Flynn vs. Kansas

**Game FT Percentage (min. 7 made):**

1.000 (7-7) – Devendorf, Cornell

**Game 3 pt. FG Attempted:**

16 – Rautins, Coppin State

**Game 3 pt. FG Made:**

9 – Rautins, Coppin State

**Game 3 pt. FG Percentage (min. 3 made)**

.667 (4-6) – Devendorf, Richmond

**Game Rebounds:**

14 – Harris vs. Kansas

**Game Assists:**

10 – Flynn, Coppin State

**Game Steals:**

4 – Flynn, Rautins, Le Moyne; Devendorf, Joseph, Cornell; Flynn, Cleveland State

**Blocked Shots:**

5 – Jackson, Virginia

**Turnovers**

7 – Devendorf, Richmond

**Game Fouls:**

4 – Onuaku (4), Oakland, vs. Kansas, Virginia, at Memphis; Harris (2), vs. Kansas, at Memphis; Ongenaet (2), Richmond, Cleveland State; Rautins, Canisius

**Led SU in Scoring:**

Flynn (8<sup>1 shared</sup>), Rautins (2<sup>1 shared</sup>), Devendorf (1), Harris (1), Jackson (1), Onuaku (1)

**Double-Figure Scoring Games:**

Flynn (13), Harris (11), Onuaku (10), Devendorf (8), Rautins (6), Jackson (5), Joseph (2)

**20-29-point Games:**

Flynn (4), Devendorf (2), Harris (2), Rautins (1)

**30-39-point Games:**

none

**Scored First:**

Flynn (4), Onuaku (4), Devendorf (2), Harris, Ongenaet, Rautins

**Led SU in Rebounding:**

Harris (7<sup>1 shared</sup>), Jackson (3<sup>1 shared</sup>), Onuaku (3), Ongenaet

**Double-Figure Rebounding Games:**

Harris (5), Onuaku (4), Jackson

**Double-Doubles:**

Harris (5), Onuaku (3), Flynn, Jackson

**Led SU in Assists:**

Flynn (9<sup>3 shared</sup>), Devendorf (4<sup>2 shared</sup>), Rautins (3<sup>2 shared</sup>), Harris (1<sup>2 shared</sup>)

**Double-Figure Assist Games:**

Flynn (1)

**Largest Lead:**

35, (83-48), Le Moyne; (86-51), Colgate

**Largest Margin of Victory:**

35, (86-51), Colgate

**Largest Margin of Defeat:**

3, (72-69), Cleveland State

**Largest Deficit:**

16, (25-9) Cornell

**Largest Deficit Overcome in a Win:**

16, (25-9) Cornell

**Largest Lead in a Loss:**

6, (44-38) Cleveland State

**Largest Halftime Lead:**

30, (43-13), Colgate

**Largest Halftime Deficit:**

11, (41-30) vs. Kansas

11, (40-29), Virginia



# 2008-09 TEAM HIGHS AND LOWS

2003 NCAA Champions • 31 NCAA Tournaments • 12 NIT Tournaments • 8 BIG EAST Championships • 5 BIG EAST Tournament Titles

## SYRACUSE HIGHS

Points – Regulation	89	vs. Florida
Points – Overtime	89	vs. Kansas
Points – First Half	47	Oakland
Points – Second Half	53	Cornell
Points – Overtime Only	17	vs. Kansas
Field Goals Made	35	Le Moyne
Field Goal Attempts	70	Le Moyne
Field Goal %	.560 (28-50)	Le Moyne, Richmond
3-Point FG Made	10	Coppin State
3-Point FG Attempts	25	Coppin State
3-Point FG %	.429 (6-14)	at Memphis
Free Throws Made	27	Virginia, Cornell
Free Throw Attempts	38	Virginia, Cornell
Free Throw %	.762 (16-21)	Richmond
Offensive Rebounds	19	Le Moyne
Defensive Rebounds	37	Long Beach State
Rebounds	50	Long Beach State, Canisius
Assists	25	Coppin State
Steals	19	Le Moyne
Blocked Shots	9	Oakland, Virginia, Canisius
Turnovers	22	Coppin State
Fouls – Regulation	15	Long Beach State, Canisius
Fouls – Overtime	18	vs. Kansas

## OPPONENT HIGHS

Points	83	Florida
Points – 1st Half	41	Kansas
Points – 2nd Half	45	Florida
Points – Overtime Only	9	Kansas
Field Goals Made	34	Florida
Field Goal Attempts – Regulation	73	Long Beach State, Canisius
Field Goal Attempts – Overtime	74	Kansas
Field Goal %	.482 (27-56)	Richmond
3-Point FG Made	13	Cornell
3-Point FG Attempts	36	Long Beach State
3-Point FG %	.448 (13-29)	Cornell
Free Throws Made – Regulation	10	Oakland, Canisius, at Memphis
Free Throws Made – Overtime	11	Kansas
Free Throw Attempts – Regulation	20	Canisius
Free Throw Attempts – Overtime	20	Kansas
Free Throw %	.778 (6-7)	Cleveland State
Offensive Rebounds	19	at Memphis
Defensive Rebounds	26	at Memphis
Rebounds	45	at Memphis
Assists	22	Cleveland State
Steals	12	Florida
Blocked Shots – Regulation	8	Colgate, at Memphis
Turnovers	26	Le Moyne
Fouls – Regulation	28	Cornell

## SYRACUSE LOWS

Points	73	Virginia
Points – First Half	29	Virginia
Points – Second Half	36	Coppin State
Points – Overtime Only	17	vs. Kansas
Field Goals Made – Regulation	21	Virginia
Field Goals Made – Overtime	28	vs. Kansas
Field Goal Attempts	45	Virginia
Field Goal	.464 (26-46)	Long Beach State
3-Point FG Made	3	Canisius
3-Point FG Attempts	13	Virginia
3-Point FG %	.176 (3-17)	Canisius
Free Throws Made	9	Cleveland State
Free Throw Attempts	17	Le Moyne
Free Throw %	.462 (12-26)	at Memphis
Offensive Rebounds – Regulation	8	Cornell, at Memphis
Offensive Rebounds – Overtime	7	vs. Kansas
Defensive Rebounds	24	Le Moyne, Cornell, Cleveland State
Rebounds	32	Cornell
Assists	12	at Memphis
Steals	4	Canisius, Coppin State
Blocked Shots	2	Richmond, vs. Florida
Turnovers	12	Long Beach State
Fouls	10	Le Moyne

## OPPONENT LOWS

Points	51	Le Moyne
Points – 1st Half	13	Colgate
Points – 2nd Half	25	Long Beach State
Points – Overtime Only	9	Kansas
Field Goals Made	19	Colgate
Field Goal Attempts	56	Richmond
Field Goal %	.306 (19-62)	Colgate
3-Point FG Made	4	Le Moyne, Virginia
3-Point FG Attempts	14	Virginia
3-Point FG %	.139 (5-36)	Long Beach State
Free Throws Made	1	Le Moyne
Free Throw Attempts	7	Le Moyne, Colgate, Cornell
Free Throw %	.143 (1-7)	Le Moyne
Offensive Rebounds	6	Richmond
Defensive Rebounds	16	Oakland
Rebounds	28	Richmond
Assists	11	Coppin State
Steals	3	Colgate
Blocked Shots	0	Cornell, Coppin State
Turnovers	9	Long Beach State, Cleveland State
Fouls	15	Le Moyne, Cleveland State



# THE LAST TIME THAT . . .

## SYRACUSE INDIVIDUAL

Scored 40 or more points:	Gerry McNamara, 43 vs. BYU (NCAA), 3/18/04
Scored 30 or more points:	Eric Devendorf, 33 at Villanova, 3/3/07
Made 15 FGs:	Lawrence Moten, 15 at Villanova, 2/14/95
Made 9 3PT FGs:	Andy Rautins, 9, Coppin State, 12/22/08
Made 8 3PT FGs:	Gerry McNamara, 8 vs. Davidson, 12/18/05
Made 7 3PT FGs:	Demetris Nichols, 7 vs. St. John's, 2/11/07
Made 17+ FTs:	Hakim Warrick, 18 vs. Rhode Island, 11/30/03
Made 15+ FTs:	Hakim Warrick, 15 at Connecticut, 3/5/05
Made 10+ FTs:	Jonny Flynn, 11 vs Kansas, 11/25/08
Had 30+ rebounds:	Frank Reddout, 34 vs. Temple, 2/9/52
Had 25+ rebounds:	Dave Bing, 25 vs Cornell, 2/8/66
Had 20+ rebounds:	Terrence Roberts, 20 vs. Notre Dame (BET), 3/8/07
Had 15+ rebounds:	Paul Harris, 15 vs. Northeastern, 12/30/07
Had 15+ assists:	Dwayne Washington, 18 vs. St. John's, 2/27/84
Had 10+ assists:	Jonny Flynn, 10 vs. Coppin State, 12/22/08
Had 8+ blocks:	Darryl Watkins, 8 vs. Cincinnati, 1/17/07
Had 5+ blocks:	Rick Jackson, 5 at USF, 2/13/08
Had 10 steals:	Todd Burgan vs. Colgate, 12/30/97
Had 8+ steals:	DeShaun Williams, 9 vs. Boston College, 3/3/02
Had 5+ steals:	Paul Harris, 5 vs. Maryland (NIT), 3/20/08
Played 50+ minutes:	Allen Griffin, 50 at St. John's, 3/4/01
Played 40+ minutes:	Jonny Flynn 43 vs. Kansas, 11/25/08
Played 40 minutes (40 minute game):	Jonny Flynn, Coppin State 12/22/08
Three players had a double-double (pts-rebs):	Donte Greene (19 points, 13 rebounds), Arinze Onuaku (17 points, 14 rebounds), Kristof Ongenaet (10 points, 11 rebounds at Seton Hall, 3/5/08
Two players had a double-double (pts-rebs)	Paul Harris (14 points, 14 rebounds) and Arinze Onuaku (19 points, 12 rebounds), vs. Kansas, 11/25/08
Had a double-double (pts-rebs):	Arinze Onuaku (12 points, 10 rebounds), Coppin State, 12/22/08
Had a double-double OT (pts-rebs):	Paul Harris (18 points, 11 rebounds) and Arinze Onuaku (13 points, 12 rebounds) vs. Kansas, 11/25/08
Had a double-double (pts-assists):	Jonny Flynn, 10 points, 10 assists, Coppin State, 12/22/08
Had a triple-double:	Allen Griffin, 14 points-11 assists-10 rebounds vs. Pittsburgh, 2/27/01

## SYRACUSE TEAM

Won in overtime:	89-81 vs. Kansas, 11/25/08
Lost in overtime:	64-62 at Georgetown, 1/21/08
Played two overtimes:	93-91 at St. John's, 3/4/01
Scored 100 points:	125 vs. E. Tennessee State, 12/15/07
Scored 90 points:	95 vs. Northeastern, 12/30/07
Scored less than 50 points:	49 at Pittsburgh (OT), 2/29/04
Scored 53+ in a half:	53, Cornell (2nd), 12/3/08
Gave up 100 points:	107, Massachusetts, 11/28/07
Gave up less than 50 points:	46 vs. Texas Tech, 11/17/05
Gave up less than 40 points:	35 vs. Colgate, 12/10/05
Shot over 60% FG:	.628 (27-43) at Villanova, 2/2/08
Shot under 32% FG:	.291 (16-55) at Louisville, 2/18/08
Held opponent under 32% FG:	.298 vs. Georgetown (17-57), 2/26/07
Made 45+ FG:	47 vs. E. Tennessee State, 12/15/07
Made 15+ 3PT:	15 vs. E. Tennessee State, 12/15/07
Made 12+ 3PT:	12 at Providence, 2/24/07
Did not make a 3PT:	vs. Providence (BET), 3/10/95
Attempted 40 FT:	52 vs. Washington, 11/23/07
Made 35 FT:	39 at St. John's (2OT), 3/4/01
Had 60+ rebounds:	60 at Georgetown (OT), 3/1/03
Had 50+ rebounds:	54 vs. Massachusetts (NIT), 3/25/08
Had 30+ assists:	31 vs. E. Tennessee State, 12/15/07
Committed less than 10 turnovers:	9 vs. Connecticut, 2/6/08
Committed 25+ turnovers:	26 vs. E. Tennessee State, 12/15/07
Forced 30-or-more turnovers:	33 vs. Binghamton, 11/18/01
Had 20+ steals:	22 vs. Rutgers, 1/2/02
Had 15+ blocked shots:	16 vs. Illinois-Chicago, 12/21/05
Four players had 20 points	vs. Massachusetts: Eric Devendorf (23), Jonny Flynn (20), Donte Greene (20), Arinze Onuaku (20), 11/28/07
Three players had 20 points:	vs. Michigan State, Billy Edelin (22), Josh Pace (22), Hakim Warrick (21), 1/3/04
Two players had 20 points:	Cornell, Jonny Flynn (24), Paul Harris (21), 12/3/08
Six players had 10+ points	vs. Northeastern: Paul Harris (19), Scoop Jardine (18), Donte Greene (17), Jonny Flynn (13), Arinze Onuaku (12), Kristof Ongenaet (10), 12/30/07
Five players had 10+ points:	Coppin State: Rautins (29), Harris (15), Onuaku (12), Flynn (10), Jackson (10), 12/22/08
Three players had 10+ rebounds:	at Seton Hall: Arinze Onuaku (14), Donte Greene (13), Kristof Ongenaet (11), 3/5/08
Two players had 10+ rebounds:	vs. Kansas: Paul Harris (14), Arinze Onuaku (12), 11/25/08



**Syracuse (12-1)**  
**Syracuse Combined Team Statistics (as of Dec 22, 2008)**  
**All games**

<b>RECORD:</b>	<b>OVERALL</b>	<b>HOME</b>	<b>AWAY</b>	<b>NEUTRAL</b>
ALL GAMES	12-1	9-1	1-0	2-0
CONFERENCE	0-0	0-0	0-0	0-0
NON-CONFERENCE	12-1	9-1	1-0	2-0

##	Player	gp-gs	min	avg	Total		3-Point		F-Throw		Rebounds				pf dq		a to blk stl			pts	avg	
					fg-fga	fg%	3fg-fga	3fg%	ft-fta	ft%	off	def	tot	avg	pf	dq	a	to	blk			stl
10	FLYNN, Jonny	13-13	452	34.8	71-138	.514	18-49	.367	67-91	.736	3	30	33	2.5	16	0	69	43	2	23	227	17.5
23	DEVENDORF, Eric	11-11	341	31.0	50-109	.459	17-51	.333	36-45	.800	2	10	12	1.1	24	0	37	37	3	12	153	13.9
11	HARRIS, Paul	13-13	398	30.6	61-118	.517	2-15	.133	53-74	.716	34	81	115	8.8	23	0	32	30	8	9	177	13.6
21	ONUAKU, Arinze	13-13	349	26.8	68-91	.747	0-0	.000	23-50	.460	33	66	99	7.6	27	0	8	16	24	8	159	12.2
01	RAUTINS, Andy	13-2	351	27.0	38-110	.345	33-94	.351	21-33	.636	2	38	40	3.1	17	0	49	24	0	20	130	10.0
00	JACKSON, Rick	13-2	217	16.7	36-62	.581	0-0	.000	10-13	.769	27	47	74	5.7	20	0	12	20	22	11	82	6.3
32	JOSEPH, Kris	13-0	244	18.8	26-54	.481	3-15	.200	10-26	.385	12	30	42	3.2	14	0	13	18	6	19	65	5.0
03	JONES, Mookie	7-0	75	10.7	12-27	.444	6-19	.316	2-2	1.000	1	9	10	1.4	9	0	3	2	2	4	32	4.6
12	ONGENAET, Kristof	13-11	158	12.2	6-21	.286	0-4	.000	12-23	.522	17	33	50	3.8	23	0	12	14	5	7	24	1.8
24	REESE, Brandon	4-0	9	2.3	1-3	.333	0-1	.000	2-3	.667	1	1	2	0.5	0	0	4	1	0	0	4	1.0
05	PRESUTTI, Jake	4-0	6	1.5	1-2	.500	1-2	.500	0-0	.000	1	0	1	0.3	0	0	1	0	0	0	3	0.8
02	THOMAS, Justin	3-0	12	4.0	0-0	.000	0-0	.000	0-0	.000	0	0	0	0.0	1	0	0	2	0	0	0	0.0
45	WILLIAMS, Sean	4-0	13	3.3	0-0	.000	0-0	.000	0-0	.000	0	3	3	0.8	3	0	1	1	0	0	0	0.0
Team											17	32	49				2					
Total.....		13	2625		370-735	.503	80-250	.320	236-360	.656	150	380	530	40.8	177	0	241	210	72	113	1056	81.2
Opponents.....		13	2625		342-881	.388	90-314	.287	100-167	.599	186	276	462	35.5	280	11	201	189	47	106	874	67.2

<b>TEAM STATISTICS</b>	<b>SYR</b>	<b>OPP</b>	<b>Date</b>	<b>Opponent</b>	<b>Score</b>	<b>Att.</b>
SCORING	1056	874	!	11/16/08	LE MOYNE	w 85-51 16755
Points per game	81.2	67.2	!	11/18/08	RICHMOND	w 76-71 16260
Scoring margin	+14.0	-		11/21/08	OAKLAND	w 86-66 18932
FIELD GOALS-ATT	370-735	342-881	@	11/24/08	vs Florida	w 89-83 14720
Field goal pct	.503	.388	@	11/25/08	vs Kansas	wot 89-81 16988
3 POINT FG-ATT	80-250	90-314		11/28/08	VIRGINIA	w 73-70 22096
Field goal pct	.503	.388		12/1/08	COLGATE	w 86-51 18422
3 POINT FG-ATT	80-250	90-314		12/3/08	CORNELL	w 88-78 18859
Field goal pct	.503	.388		12/13/08	LONG BEACH STATE	w 79-55 17244
3-point FG pct	.320	.287		12/15/08	CLEVELAND STATE	L 69-72 15416
3-pt FG made per game	6.2	6.9		12/17/08	CANISIUS	w 82-60 16262
FREE THROWS-ATT	236-360	100-167		12/20/08	at Memphis	w 72-65 17091
Free throw pct	.656	.599		12/22/08	COPPIN STATE	w 82-71 17244
F-Throws made per game	18.2	7.7				
REBOUNDS	530	462				
Rebounds per game	40.8	35.5				
Rebounding margin	+5.2	-				
ASSISTS	241	201				
Assists per game	18.5	15.5				
TURNOVERS	210	189				
Turnovers per game	16.2	14.5				
Turnover margin	-1.6	-				
Assist/turnover ratio	1.1	1.1				
STEALS	113	106				
Steals per game	8.7	8.2				
BLOCKS	72	47				
Blocks per game	5.5	3.6				
ATTENDANCE	177490	48799				
Home games-Avg/Game	10-17749	1-17091				
Neutral site-Avg/Game	-	2-15854				

! = O'Reilly Auto Parts CBE Classic (Syracuse, NY)  
 @ = O'Reilly Auto Parts CBE Classic (Kansas City, MO)  
 \* = Conference game

<b>Score by Periods</b>	<b>1st</b>	<b>2nd</b>	<b>OT</b>	<b>Totals</b>
Syracuse	485	554	17	1056
Opponents	418	447	9	874