


2007

2008

SYRACUSE


BIG EAST Championship Guide




Nicole Michael



Chandrea Jones



Fantasia Goodwin



Quentin Hillsman



Erica Morrow



2008 BIG EAST WOMEN'S BASKETBALL CHAMPIONSHIP

Presented by Aéropostale

First Round
Saturday, March 8

Quarterfinals
Sunday, March 9

Semifinals
Monday, March 10

Championship
Tuesday, March 11

No. 5 Pittsburgh

Noon
BETV and
www.bigeast.tv

No. 12 Villanova

No. 8 Marquette

2:00 p.m.
BETV and
www.bigeast.tv

No. 9 DePaul

No. 7 Louisville

6:00 p.m.
BETV and
www.bigeast.tv

No. 10 St. John's

No. 6 Syracuse

8:00 p.m.
BETV and
www.bigeast.tv

No. 11 USF

Noon
ESPNU

No. 4 Notre Dame

2:00 p.m.
ESPNU

No. 1 Connecticut

6:00 p.m.
ESPNU

No. 2 Rutgers

8:00 p.m.
ESPNU

No. 3 West Virginia

6:00 p.m.
ESPNU

8:00 p.m.
ESPNU

7:00 p.m.
ESPN2



BETV - BIG EAST Regional Sports Networks
First round games are also available at www.bigeast.tv



2007-08 Syracuse Women's Basketball

rv/rv Syracuse (22-7, 10-6 BIG EAST)

vs. South Florida (15-14, 5-11 BIG EAST)

Saturday, March 8, 2008 • 8 p.m.

Hartford, Connecticut • XL Center (16,294)

2007-08 Schedule & Results

Women's National Invitational Championship

Nov. 17	vs. Coppin State	W, 69-65
Nov. 18	at 7/6 North Carolina	L, 72-97

Nov. 25	LEHIGH !	W, 61-54
Nov. 28	at Colgate	W, 75-26

Taco Bell Warhawk Classic

Dec. 1	vs. Eastern Kentucky	W, 88-67
Dec. 2	at Louisiana Monroe	W, 69-56

Dec. 6	rv/rv PENN STATE	W, 72-53
Dec. 9	NORTHEASTERN	W, 79-46
Dec. 16	at Princeton	W, 77-75
Dec. 19	MARYLAND EASTERN SHORE	W, 85-56
Dec. 22	SAINT PETER'S	W, 81-35
Dec. 28	SIENA	W, 78-59
Dec. 31	ST. BONAVENTURE	W, 72-57
Jan. 5	rv/rv LOUISVILLE *	W, 79-56
Jan. 9	at rv/rv Pittsburgh *	L, 75-85
Jan. 12	at USF * (Catch 47)	W, 67-60
Jan. 15	1/1 CONNECTICUT * (CPTV)	L, 59-65
Jan. 19	at Villanova *	W, 73-60
Jan. 26	ST. JOHN'S * (BETV)	W, 80-52
Jan. 29	at 23/24 DePaul *	W, 69-66
Feb. 2	at Georgetown *	L, 71-78
Feb. 10	MARQUETTE * (ESPNU)	W, 70-67
Feb. 13	at Seton Hall *	W, 81-72
Feb. 16	16/16 NOTRE DAME *	L, 67-79
Feb. 19	at Providence * (Cox Sports)	L, 58-62
Feb. 23	CINCINNATI *	W, 66-56
Feb. 26	GEORGETOWN * (CSTV)	W, 68-67
Mar. 1	at 4/4 Rutgers *	L, 49-64
Mar. 3	14/13 WEST VIRGINIA *	W, 73-51

BIG EAST Championship

Mar. 8	vs. USF % (BETV)	8 p.m.
Mar. 9	vs. 14/18 West Virginia % (ESPNU)	8 p.m.

Home games in **BOLD CAPS**

All times Eastern and Subject to Change

* - BIG EAST Game

! - at Manley Field House

% - Hartford, Conn.

Pronunciation Guide

Boidock	BOY-dock
Cintia	sin-TEE-uh
Chandrea	SHAWN-dre-a
Fantasia	fan-TEY-zhuh
Gobuty	ga-BODY
Harbut.....	HAR-bit
Lina Lisnere	LEAN-uh LEASE-ner-a
Luneau	LOON-oh
Morrow	MAR-oh
Quentin.....	kwen-tin
Vaida Sipaviciute	VYE-duh Sip-uh-vuh-CHOOT-uh
Vionca	VEE-on-ca

SU BACK AT BIG EAST CHAMPIONSHIP

The rv/rv Syracuse women's basketball team (22-7, 10-6 BIG EAST) returns to the BIG EAST Championship for the first time since the 2003-04 season as the No. 6 seed. Competition begins on Saturday, March 8 at the XL Center in Hartford, Conn. The Orange will play the 11th-seed USF Bulls (15-14, 5-11 BIG EAST) on Saturday at 8 p.m.

- The showing will be the Orange's first in the conference tournament since 2005 when Syracuse, an 11-seed, knocked off six-seed Georgetown, 68-58, to advance to the second round.
- SU has made 23 appearances in the BIG EAST Championship and has won one or more games on five occasions.
- The program recorded its first BIG EAST Tournament victory when it defeated fourth-seed Pittsburgh, 56-55, in 1985. The Orange then upset top-seed St. John's 67-49 and second-seed Villanova, 57-56, to claim its only BIG EAST Championship.
- The victory 73-51 against No. 14/13 West Virginia on March 3 tied the Orange for fifth in the conference, its highest standing since finishing fifth in 1990.
- With a victory against the Bulls, the Orange will battle third-seed West Virginia on Sunday, March. 3 at 8 p.m. That contest will be aired on EPSNU.
- Syracuse's current record of 22-7 is the program's best record after 29 games since it went 22-7 during the 1987-88 season.
- SU's 22 wins are an Orange NCAA regular-season best and are the most for a SU team since 1987-88 season when SU went 22-9 (20-7 in the regular season) and qualified for the NCAA Tournament.
- Prior to this season, the Orange has only had two 20-win seasons, 1987-88 and 1980-81.

Radio..... WTLA 1200/1440 AM; WJPZ 89.1 FM
 Television.....BIG EAST TV (Time Warner in Syracuse)
 Internet..... suathletics.com
 Live Stats bigeast.org
 Live Video..... bigeast.org
 Syracuse-USF Series..... Syracuse leads, 3-2

- Syracuse's 10-6 record in BIG EAST play is its best since going 13-3 during the 1987-88 season.
- SU's 67-60 victory at USF on Jan. 15 guaranteed the Orange would finish above .500 for the first time since the 2001-02 season - and for only the second time in 18 years (1989-90).
- Syracuse's 69-68 win against Georgetown on Feb. 26 guaranteed SU would finish above .500 in the BIG EAST for the first time since the 2001-02 season (9-7) - and only the sixth time overall.
- The Orange is 9-4 away from the Carrier Dome, 7-4 in road games and 2-0 in neutral contests.
- SU is 5-1 all-time on neutral courts with **Quentin Hillsman** at the helm.
- Syracuse won a school-record 12 consecutive games from Nov. 25-Jan. 5, including wins against rv/rv Penn State and rv/rv Louisville.

WATCH AND LISTEN

- The contest can be seen live on BIG EAST Television, Time Warner Sports Channel 26 in Syracuse.
- The game can be heard live on WTLA 1200/1440 AM and suathletics.com via Orange All Access with Brian Higgins '04 providing the play-by-play.
- Live video and stats of the game can also be found on bigeast.org.
- It can also be heard on WJPZ 89.1 FM.

Numerical Roster

No.	Name	Class	Pos.	Ht.	Hometown/Previous School(s)
1	Chanieka Williams	Fr.	G	5-9	Seattle, Wash./Garfield H.S.
2	Marisa Gobuty	Fr.	G	5-7	Herzalyia, Israel/IMG Academy
3	Cintia Johnson	Jr.	G	5-4	Syracuse, N.Y./Nottingham H.S.
4	Vionca Murray	So.	F	6-1	Rosedale, N.Y./Francis Lewis/Virginia Tech
11	Tasha Harris	Fr.	G	5-9	Bronx, N.Y./St. Michael Academy
13	Anne Marie Boidock	So.	G	5-8	Dallas, Texas/Plano Senior H.S.
14	Vaida Sipaviciute	Sr.	C	6-4	Kaunas, Lithuania/Patterson School (N.C.)
20	Fantasia Goodwin	Sr.	F	6-0	Hastings, N.Y./Martin Luther King/Monroe College
21	Erica Morrow	Fr.	G	5-8	Brooklyn, N.Y./Murry Bergtraum
24	Chandrea Jones	Jr.	G	5-9	Baltimore, Md./Institute of Notre Dame/Odessa
25	Tracy Harbut	Sr.	F	5-11	Lexington, Ky./Bryan Station
32	Nicole Michael	So.	F	6-2	Queens, N.Y./Notre Dame Prep (Mass.)
33	Mary Joe Riley	Sr.	G	5-9	Inkster, Mich./Robichaud
44	Lina Lisnere	Jr.	F/C	6-3	Riga, Latvia/Riga State Gymnasium No. 1

Head Coach: Quentin Hillsman (St. Mary's (Md.), 1993; second season)

Associate Head Coach: Matt Luneau (Johnson State, 1991; fifth season)

Assistant Coach: Rick Moody (Troy, 1976; first season)

Assistant Coach: Mary McKissack (Sienna, 2003; third season)

Coordinator of Player Development: Lakisha Covington (Winston-Salem State, 2001; third season)

Director of Operations: Kornell Battle (Columbus State, 1994; first season)

2007-08 Orange Women's Basketball



2007-08 Quick Facts

General Information

Location	Syracuse, New York
Founded	1870
Enrollment	11,500
Conference	BIG EAST
Affiliation	NCAA Division I, 21 sports
Chancellor	Dr. Nancy Cantor
Colors	Orange
Nickname	Orange
Basketball Facility	Carrier Dome
Year Built	1980
Capacity	33,633

Women's Basketball Staff

Office Phone	315-443-3761
Office Fax	315-443-9435
Head Coach	Quentin Hillsman
Alma Mater (Year)	St. Mary's (Md.) 1993
School Record/Years	31-27, second year
Career Record/Years	31-27, second year
E-mail	qjhillsm@sy.edu
Associate Head Coach	Matt Luneau, fifth year
Alma Mater	Johnson State '91
E-mail	mluneau@sy.edu
Assistant Coach	Rick Moody, first year
Alma Mater	Troy '76
E-mail	rmmooody@sy.edu
Assistant Coach	Mary McKissack, third year
Alma Mater	Siena, 2003
E-mail	memckiss@sy.edu
Coordinator of Player Development	Lakisha Covington, third year
Alma Mater	Winston-Salem State '01
E-mail	lncoving@sy.edu
Director of Basketball Operations	Kornell Battle, first year
Alma Mater	Columbus State '94
E-mail	kdbattle@sy.edu

Women's Basketball Program

First Year of Women's Basketball	1971-72
All-Time Record	429-479, 37 years
All-Time BIG EAST Record	159-256, 26 years
Attendance Record	4,221 vs. Connecticut on 1/15/08
NCAA Tournament Appearances	Three
Last NCAA Appearance	2002, first round
Last NCAA Opponent	Drake
Last NCAA Result	L, 69-87
All-Time Postseason Record	0-3
NCAA Tournament Record	0-3
WNIT Record	N/A
2006-07 Record	9-20
Home	2-10
Away	4-9
Neutral	3-1
2006-07 BIG EAST Record/Finish	3-13/13th
Final Ranking	NR

Athletic Communications Staff

Assistant Director of Athletics:	Sue Cornelius Edson
Director:	Pete Moore
Assistant Director:	Susie Mehringer
Assistant Director:	Mike Morrison
Assistant Director (WBB Contact):	Josh Waldman
Waldman's email:	jmwaldma@sy.edu
Waldman's office:	315-443-2608
Waldman's cell:	315-403-0272
Intern:	Kevin Zalaznik
Intern:	Brian Beacham
Administrative Assistant:	Jill Ouikahilo
Fax:	315-443-2076
Web Site:	www.suathletics.com
Press Row:	315-443-4241

MORE HISTORICAL TIDBITS

Syracuse's historical season has included several milestones...a few are listed below.

- Syracuse's eight-game home winning streak was its longest since it won 10 consecutive home contests during the 1987-88 season.
- SU's two three-game road winning streak was its longest since it won three consecutive road contests during the 2002-03 campaign.
- Syracuse's three-game BIG EAST road winning streak matched a feat accomplished during 2002-03.
- The Orange claimed victories in three-straight conference games for the first time since earning three victories during the 2001-02 campaign.
- SU's nine wins away from Syracuse is its highest total since going 9-8 on the road during the 1987-88 season.
- The 69-66 victory at No. 23/24 DePaul on Jan. 29 was the first against a ranked opponent since it won 76-71 at No. 24/22 at Boston College on Jan. 18, 2003.
- The Orange went 13-2 at home this season, with its only losses being a six-point loss to No. 1/1 Connecticut on Jan. 15 and a 11-point setback to No. 16/16 Notre Dame on Feb. 16.
- Syracuse's 13 home victories is its highest total since going 13-1 during the 1987-88 season.
- The Orange entered the *Associated Press* first time in the Syracuse women's basketball's 37-year history the Orange has broken into the top 25.
- Syracuse entered the *USA Today/ESPN Coaches' Poll* also for the first time in its 37-year history at No. 24 with 61 votes on Jan. 22.
- Against No. 1/1 Connecticut on January 15, a program-record 4,221 fans supported the Orange's upset bid of the Huskies.
- More BIG EAST wins this season than overall wins the last two seasons.

THE PLUS-MINUS RATIO

The Orange is averaging 71.8 points per game, while limiting its opponents to 61.6, a plus 10.2 in scoring margin - fifth best in the BIG EAST.

- The Orange is outrebounding its opponents 43.3 to 35.9, a plus 7.5 rebounding margin - second in the BIG EAST.
- SU is forcing its competition to turn the ball over 17.8 times per outing, while only turning it over 16.6 times, a plus 1.2 turnover margin - tied for ninth in the BIG EAST.
- Syracuse is shooting 41.6 percent (720-1729) from the field, while its opponents are 36.9 percent (635-1723) - ninth in the BIG EAST in field-goal percentage, fourth in field-goal percentage defense.

ASSOCIATED PRESS POLL

- The Orange received nine points in the latest *Associated Press* Poll, putting Syracuse 31st.
- SU garnered 60 points on Feb. 25, pushing Syracuse out of the top 25 for the first time since Jan. 14 and putting the Orange 27th overall.
 - Syracuse was ranked for five consecutive weeks, after it received votes the five weeks prior.
 - The Orange received 176 points on Feb. 18, placing SU 22nd.
 - The Orange earned 201 points on Feb. 11, placing SU a program-best 21st.
 - SU got 147 votes last week, putting the Orange 23rd.
 - Syracuse received 216 points on Jan. 28, placing the Orange 22nd.
 - SU entered the top 25 on Jan. 21, garnering 106 points, putting the Orange at 24th.
 - The Orange got 32 points on Jan. 14, placing SU 29th.
 - Syracuse received 52 points on Jan. 7, placing the Orange 27th.
 - SU had 13 points on Dec. 31, putting Syracuse in a tie for 34th with Illinois State.
 - Syracuse had seven points on Christmas Eve, placing SU in a tie for 36th with Florida State.
 - The Orange entered the poll with three points, good for 41st place on Dec. 17.
 - Prior to this season, SU last received two votes in the AP Poll on March 4, 2002.

USA TODAY/ESPN COACHES POLL

The Orange received 13 points in the latest *USA Today/ESPN Coaches' Poll*, putting Syracuse 31st for the second consecutive week.

- SU garnered 13 points in last this week's Poll, pushing Syracuse out of the top 25 for the first time since Jan. 14.
- Syracuse was ranked for five consecutive weeks, after it received votes the five weeks prior.
- The Orange received 72 points in the Feb. 19 poll, placing SU 24th.
- SU earned 100 points on Feb. 12, placing SU 23rd.
- The Orange had 71 votes on Feb. 5, putting SU 24th.
- SU received 111 votes on Jan. 29, placing Syracuse 22nd.
- The Orange received 22 points on Jan. 15 poll, placing SU 28th.
- Syracuse had 28 points on Jan. 8, putting them 27th.
- The Orange entered the poll with one point on Jan. 1 placing them in a tie for 43rd.
- Prior to this season, Syracuse's last appearance in the coaches' poll was on Jan. 28, 2002 when SU received six votes.
- The Orange had never been ranked in the top 25.

Orange Peels

1	Chanieka Williams	Fr, G, 0.0 ppg, 0.0 rpg
2	Marisa Gobuty	Fr., G, 1.6 ppg, 0.7 rpg
3	Cintia Johnson	Jr., G, 0.9 ppg, 1.8 apg
4	Vionca Murray	So., F, 6.8 ppg, 3.3 rpg
11	Tasha Harris	Fr., G, 3.0 ppg, 3.9 apg
13	Anne Marie Boidock	So., G, 0.7 ppg, 0.2 rpg
14	Vaida Sipaviciute	Sr., C, 4.8 ppg, 2.2 rpg
20	Fantasia Goodwin	Sr., F, 12.4 ppg, 8.8 rpg
21	Erica Morrow	Fr., G, 13.4 ppg, 5.1 rpg
24	Chandrea Jones	Jr., G, 15.3 ppg, 7.7 rpg
25	Tracy Harbut	Sr., F, 1.3 ppg, 1.4 rpg
32	Nicole Michael	So., F, 12.1 ppg, 7.4 rpg
33	Mary Joe Riley	Sr., G, 0.0 ppg, 0.3 rpg
44	Lina Lisnere	Jr., F/C, 0.7 ppg, 0.5 rpg

Out for an extended period with a knee injury
Seen action in 28 games and is third with 14 3-pointers
Seen action in 28 games, averaging 12.9 minutes and 1.7 assists
First on the team in BIG EAST games only in FG% (.577)
Leads the team with 3.9 assists per game
Syracuse's lone walk-on and has made 2-of-3 3-pointers
Second in SU history in blocks (234), 11th in points (1,174)
Leads the team with nine double-doubles and is averaging 12.4 ppg
Is averaging a team-best 17.0 points in the last 11 games
First on the team and 10th in the BIG EAST with 15.3 ppg
Fifth-year senior, played in 27 of 29 games, averaging 10.3 minutes
Has scored a team-best 853 points, averaging 14.7, in two seasons
Out with a back injury
Seen action in 11 games

BIGGEST TURNAROUND

Syracuse is tied with Winthrop for the nation's best turnaround, winning 13 more games than it did all of last season.

- SU was 9-20 in the 2006-07 and now is 22-7.
- Winthrop was 6-26 in the 2006-07 and now is 19-10

SO MANY OPTIONS SO LITTLE TIME

The Orange has four players averaging double-figures.

- Junior guard **Chandrea Jones** leads the way with 15.1 points per game.
- Freshman guard **Erica Morrow** is next at 13.0 points per game.
- Senior forward **Fantasia Goodwin** and sophomore forward sophomore **Nicole Michael** round out the group at 12.6 and 12.4 points per contest.

NO. 14/13 WEST VIRGINIA RECAP

Behind a career-high 25 points by freshman guard **Erica Morrow** and 22 points by junior guard **Chandrea Jones** the rv/rv Orange finished the regular season with a 73-51 victory against No. 14/13 West Virginia on March 3 inside the Carrier Dome in front of 1,308 fans.

- Morrow used 5-of-11 (.455) shooting from 3-point range to tally her fourth game with more than 20 points and her 20th game in double-figures. She finished with six rebounds, four assists and three steals.
- Jones was 5-of-13 from the floor and converted on a career-best 12-of-12 free throws for her fifth game above the 20-point mark and her team-best 25th game in double-digits. She added a game-high nine rebounds, three assists and three steals to her stat line.
- The Orange shot 36.4 percent (20-55) from the floor, 50.0 percent (8-16) from behind the line and 86.2 percent (25-29) from the charity stripe.
- As a defensive unit, SU forced 25 turnovers and limited WVU to only 31.6 percent (18-57) from the field. The Mountaineers finished with a 33.3 percent (8-24) mark from three-point range and 58.3 percentage (7-12) from the freebee line.
- For the 23rd time this season, the Orange outrebounded its opponent (41-37).

LAST ORANGE - BULL BATTLE

The last time SU and USF met was on Jan. 12 and the Orange left Tampa, Fla. with a 67-60 victory with four student-athletes in double figures.

- Junior guard **Chandrea Jones** led the way with 19 points and helped fight off a second-half surge by the Bulls, which overcame a 10-point halftime deficit to take the lead, 50-49, at 6:01.
- SU held a four-point advantage entering the final two minutes and a three-point play by freshman guard **Erica Morrow** gave the Orange a 63-56 lead with 1:50 remaining.
- The Bulls sent the rookie guard to the line four more times the rest of the way and she converted all four to give the Orange the 67-60 win.
- Morrow finished with 15 points, while sophomore forward **Nicole Michael** posted 13 and senior forward **Fantasia Goodwin** totaled 10.
- Both Michael and Goodwin tallied double-doubles by adding 15 and 12 rebounds, respectively.
- The victory inside the Sun Dome was the Orange's 14th of the season.

SYRACUSE IN THE 2007-08 POLLS

Date	AP	USA Today/ ESPN
Preseason: Nov. 5-11	NR	NR
Week 1: Nov. 12-18	NR	NR
Week 2: Nov. 19-25	NR	NR
Week 3: Nov. 26-Dec. 2	NR	NR
Week 4: Dec. 3-9	NR	NR
Week 5: Dec. 10-16	NR	NR
Week 6: Dec. 17-23	RV (3)	NR
Week 7: Dec. 24-30	RV (7)	NR
Week 8: Dec. 31-Jan. 6	RV (13)	RV (1)
Week 9: Jan. 7-13	RV (52)	RV (28)
Week 10: Jan. 14-20	RV (32)	RV (22)
Week 11: Jan. 21-27	24 (106)	24 (61)
Week 12: Jan. 29-Feb. 3	22 (216)	22 (111)
Week 13: Feb. 4-10	23 (147)	24 (71)
Week 14: Feb. 11-17	21 (205)	23 (100)
Week 15: Feb. 18-24	22 (176)	24 (72)
Week 16: Feb. 25-March 3	RV (60)	RV (13)
Week 17: March 4-March 10	RV (9)	RV (13)

ON THESE DATES

The Orange is 0-4 all-time on games on March 8-11.

- SU is 0-1 all-time on March 8, losing to Miami, 77-64, in the first round of the BIG EAST Championship in 2003.
- Syracuse has never played a game on March 9 or March 10.
- The Orange is also 0-3 all-time on March 11, losing at Oswego, 52-26, to conclude its inaugural season in 1972 and to Hunter, 50-43, and Buffalo, 72-50, in 1976 in the Division II Tournament.

Year	Opponent	Result
March 8, 2003	vs. (7) Miami @	L, 64-77
March 11, 1972	at Oswego	L, 26-52
March 11, 1976	vs. Hunter !	L, 43-50
March 11, 1976	vs. Buffalo !	L, 50-72

@ BIG EAST Championship • ! Division II Tournament

SCOUTING USE

The 11th-seed USF Bulls (15-14, 5-1 BIG EAST) saved its best play for last, winning its final two regular-season contests with a 65-64 home win versus Pittsburgh on March 1 and a 61-56 victory at Marquette on March 3.

- Shantia Grace would finish with a game-high 28 points and Jazmine Sepulveda had 15 points and tied her career high with 10 rebounds.
- Grace played a complete game 40 minutes which marks her seventh straight and her ninth in her last 12 games.
- Grace continues to lead USF in scoring netting 18.6 points per game while Sepulveda and Jessica Lawson are averaging 10.7 and 10.0 points per game respectively.
- ChiChi Okpaleke paces the team on the glass grabbing 6.4 rebounds per game.
- Sepulveda has scored double figures in 16 of the team's 29 games this season.
- Head coach Jose Fernandez comes into the BIG EAST Championship with a 115-121 career coaching record.
- The "Green and Gold" is 1-2 all-time in the BIG EAST Championship with their only win coming in last year's event, 79-64 against Seton Hall.
- The Bulls finished tied for 10th in the final BIG EAST standings.
- Six of the 12 players on the Bulls' roster recorded a 3.0 grade point average (GPA) during the recent fall semester.

AP POLL

March 3, 2008

Team	W-L	Pts.	PVS
1 Connecticut (40)	28-1	1235	1
2 North Carolina (2)	27-2	1172	2
3 Tennessee	27-2	1120	3
4 Rutgers (8)	24-4	1103	4
5 Maryland	29-2	1073	5
6 Stanford	27-3	1010	7
7 LSU	25-4	987	6
8 Baylor	24-4	839	8
9 Notre Dame	23-6	753	14
10 California	24-5	720	9
11 Oklahoma	21-6	709	10
12 Duke	21-8	601	12
13 George Washington	24-5	595	15
14 West Virginia	23-5	589	13
15 Utah	25-3	583	16
16 Old Dominion	25-4	572	11
17 Texas A&M	22-7	539	20
18 UTEP	25-2	367	19
19 Kansas State	20-8	363	21
20 Oklahoma State	22-6	270	17
21 Vanderbilt	22-7	247	23
22 Ohio State	22-7	224	18
23 Georgia	21-8	160	22
24 Marist	28-2	128	25
25 Virginia	22-8	117	NR

Others Receiving Votes: Wyoming 53, **Louisville 24**, **Pittsburgh 18**, Arizona State 15, Hartford 12, **SYRACUSE 9**, **DePaul 8**, Liberty 8, Chattanooga 7, Iowa 7, Gonzaga 3, Michigan State 3, Boise State 2, Georgia Tech 2, Evansville 1, Illinois State 1, Montana 1.

ESPN/USA TODAY COACHES POLL

March 4, 2008

Team	W-L	Pts.	PVS
1 Connecticut (30)	29-1	772	1
2 North Carolina (1)	27-2	741	2
3 Tennessee	27-2	702	3
4 Maryland	29-2	668	5
5 Rutgers	24-5	653	4
6 LSU	25-4	619	6
7 Stanford	27-3	617	7
8 Baylor	24-4	531	8
9 California	24-5	482	9
10 Oklahoma	21-6	449	10
11 Duke	21-8	413	11
12 George Washington	24-5	373	15
13 Old Dominion	25-4	356	11
14 Utah	25-3	355	15
15 Notre Dame	23-7	323	14
16 Texas A&M	22-7	322	18
17 Kansas State	20-8	310	17
18 West Virginia	23-6	287	13
19 Oklahoma State	22-3	187	19
20 Marist	28-2	159	21
21 Georgia	21-8	156	20
22 Vanderbilt	22-7	137	24
23 Ohio State	22-7	132	22
24 Texas-El Paso	25-2	123	23
25 Virginia	22-8	38	NR

Others Receiving Votes: Wyoming 25, **DePaul 19**, Hartford 19, Liberty 19, Western Kentucky 16, **SYRACUSE 13**, **Louisville 10**, **Pittsburgh 10**, Wisconsin-Green Bay 10, Middle Tennessee 6, TCU 6, Illinois State 5, Gonzaga 3, Nebraska 3, Arizona State 2, Iowa 2, Chattanooga 1, Temple 1.

2007-08 Orange Women's Basketball



SYRACUSE VS. USE ALL-TIME

Syracuse and USF have met five times previously, with the Orange winning three of the contests.

- The first two meetings came during the 1989-90 season as part of in-season tournaments and the Orange posted triumphs in both contests.
- SU knocked off the Bulls, 74-55, on Nov. 26, 1989 in the Carrier Classic.
- A little more than a month later, on Dec. 29 at the USF Holiday Classic in Tampa, SU scored a 76-70 decision.
- The Bulls were victorious in the first two BIG EAST meetings between the two schools defeating the Orange, 73-55, on Jan. 18, 2006 in Tampa and 78-61, last season in Syracuse.
- The Orange left Tampa, Fla. with a 67-60 victory in the last meeting on Jan. 12.

Syracuse vs. South Florida Facts & Figures

All-Time Series Syracuse leads, 3-2
First Meeting Nov. 26, 2005 (Syracuse 74, USF 55)
Last Meeting Jan. 12, 2008 (Syracuse 67, USF 60)
Last 10 Meetings Syracuse, 3-2
Current Streak Syracuse, 1
Coach Hillsman's Record vs. USF 1-1

Year	Site	SU-Opp.	W	L
1989-90	H	74-55	1	0
1989-90	A	76-70	2	0
2005-06	A	55-73	2	1
2006-07	H	61-78	2	2
2007-08	A	67-60	3	2

SERIES RECORD: Syracuse leads, 3-2
 (SU - Home: 1-1; Away: 2-1; Neutral: 0-0)

RECORD SETTING CROWDS

A record 21,032 fans came to the Carrier Dome to watch the Orange this season - That is 7,234 better than the previous high of 13,798 fans during the 1995-96 season.

- SU also averaged a record 1,535 fans per game, 281 more per game than the previous best of 1,254 during the 1995-96 campaign.
- Each of SU's last eight home games featured crowds of 1,000 or more.
- This season the Orange has played in front of the Carrier Dome's largest, third-largest, eighth-largest and ninth-largest women's basketball crowds.
- Against No. 1/1 Connecticut on January 15, a program-record 4,221 fans supported the Orange's upset bid of the Huskies.
- A Carrier Dome crowd of 3,552 - the third largest in SU history - watched the No. 23/24 Orange women's basketball team defeat Marquette, 70-67, on Feb. 10.
- In front of 3,323 fans in the Carrier Dome on Jan. 26 Orange knocked off BIG EAST foe St. John's, 80-52.
- The crowd of 3,013 that watch the Orange battle Notre Dame on Feb. 16 is the ninth-largest in the program's history

1. **4,221 vs. Connecticut, Jan. 15, 2008 (Dome)**
2. 3,799 vs. Connecticut, Feb. 22, 2006 (Dome)
3. **3,522 vs. Marquette, Feb. 10, 2008 (Dome)**
4. 3,517 vs. Connecticut, Feb. 25, 1995 (Manley)
5. 3,442 vs. Connecticut, Feb. 11, 2004 (Manley)
6. 3,432 vs. Georgetown, Feb. 3, 1996 (Manley)
7. 3,328 vs. Connecticut, Feb. 13, 2002 (Manley)
8. **3,323 vs. St. John's, Jan. 26, 2008 (Dome)**
9. **3,013 vs. Notre Dame, Feb. 16, 2008 (Dome)**

FRESHMAN PHENOM - ERICA MORROW



Rookie guard **Erica Morrow** was named to the last BIG EAST Weekly Honor Roll of the year after averaging 20.7 points on 18-of-41 (.439) shooting, including 12-of-28 (.429) from behind the 3-point line, and 14-of-18 (.778) from the free-throw line as the Syracuse Orange finished the

regular-season with a 2-1 week, defeating Georgetown, 68-67, and destroying No. 14/13 West Virginia, 73-51.

- She also averaged 5.0 rebounds, 3.3 assists and 1.7 steals.
- Behind a career-high 25 points by Morrow the RV/RV Orange finished the regular season with a 73-51 victory against No. 14/13 West Virginia on March 3 inside the Carrier Dome.
- Morrow used 5-of-11 (.455) shooting from 3-point range to tally her fourth game with more than 20 points, her 12th 15-point plus game and her 20th game in double-figures.
- She finished with six rebounds, four assists and three steals.
- The freshman is second on the team in scoring and assists with 13.4 points and 3.8 assists per game.
- Morrow is also first in steals with 2.1 per outing and fourth in rebounding at 5.1 boards per game.
- She is the Orange's workhorse, averaging 32.8 minutes per outing.
- The freshman has led SU in scoring seven times, including six of the last eight games and steals on 13 occasions, assists 10 times, rebounding three times and blocks once.
- She has also shot and made a team-high number of 3-pointers, going 60-of-160 (.375).
- In BIG EAST games only, Morrow is fifth in steals (2.13), tied for fifth in 3-point field goals made per game (2.44), tied for eighth in minutes played (35.69), tied for 11th in points per game (15.3) and 12th in assist-to-turnover ratio (1.32).

REBOUND THE BASKETBALL

The Orange outrebounded its opponent for the 23rd time this season in its 73-51 win against No. 14/13 West Virginia on March 3.

- Syracuse was led by junior guard **Chandrea Jones'** nine and won the battle of the boards, 41-37.
- Syracuse is second in the BIG EAST in rebounding (43.3), rebounding margin (+7.5) and defensive rebounds (29.97).
- The Orange is first in the BIG EAST in offensive rebounds (16.38).
- Syracuse is 22-1, 10-1 when it wins the rebounding battle.
- The Orange is also 10th in rebounding defense (35.9).
- SU is also 13th in the nation in rebounding margin.

TAKING THE BASKETBALL AWAY

As a defensive unit, the Orange recorded 14 steals and limited West Virginia to only 31.6 percent (18-57) from the field in SU's 73-51 win against No. 14/13 WVU.

- Junior guard **Chandrea Jones** and freshman guard **Erica Morrow** both recorded a team-best three steals.
- It was the 12th (9-3, 5-2) time this season, SU has tallied 10 or more steals.
- The Orange is averaging 8.9 steals per game and 8.5 steals in BIG EAST games only, which ranks fifth.
- Syracuse recorded a season-high 16 steals in its 85-56 victory versus Maryland Eastern Shore on Dec. 19 and against No. 1/1 Connecticut on Jan. 15.

SINGLE-SEASON RECORDS

POINTS

	Points	Games	Season
3.	2,133	31	1987-88
4.	2,083	29	2007-08

SCORING AVERAGE

	Avg.	Games	Season
4.	72.0	34	1980-81
5.	71.8	29	2007-08

3-POINT FIELD GOALS MADE

	3FG	Games	Season
7.	130	27	1998-99
8.	128	29	2007-08

3-POINT FIELD GOAL PERCENTAGE

	Pct.	FGM-FGA	Season
5.	.326	91-279	1988-89
6.	.324	128-395	2007-08

REBOUNDS

	Rebs.	Games	Season
2.	1,266	28	1995-96
3.	1,257	29	2007-08

ASSISTS

	Asts.	Games	Season
8.	420	27	1979-80
9.	419	29	2007-08

BLOCKED SHOTS

	Blks.	Games	Season
1.	136	27	1992-93
2.	123	29	2007-08

FIELD GOALS ATTEMPTS

	FGA	G	Season
4.	Julie McBride 397	27	2003-04
5.	Chandrea Jones 392	29	2007-08

FIELD GOAL PERCENTAGE (min. 50 made)

	Pct.	G	FGM-FGA	Season
5.	Shannon Perry .547	28	150-274	2002-03
6.	Fantasia Goodwin .544	29	143-263	2007-08

3-POINT FIELD GOALS MADE

	FGM	G	Season
6.	Julie McBride 61	31	2001-02
7.	Erica Morrow 60	29	2007-08

3-POINT FIELD GOALS ATTEMPTS

	FGA	G	Season
7.	Julie McBride 183	28	2003-04
8.	Beth Record 167	28	1999-00
9.	Erica Morrow 160	29	2007-08

3-POINT FIELD GOAL PCT. (min. 20 made)

	G	Pct.	FGM-FGA	Season
1.	Lauren Kohn 29	.413	45-109	2004-05
2.	Jaime James 27	.399	59-148	1998-99
3.	Jaime James 31	.391	72-184	2001-02
4.	Erica Morrow 29	.375	60-160	2007-08
	Simone Courtlandt 27	.375	30-80	1988-89

FREE THROWS MADE

	FTM	G	Season
1.	Nicole Michael 156	29	2006-07
2.	Chandrea Jones 133	29	2007-08

FREE THROWS ATTEMPTS

	FTA	G	Season
1.	Nicole Michael 220	29	2006-07
2.	Chandrea Jones 170	29	2007-08

REBOUNDS

	Rebs.	G	Years
6.	Martha Mogish 265	22	1977-78
7.	Tonya Hendrix 260	28	1989-90
8.	Fantasia Goodwin 254	29	2007-08

PLAYER HONORS

ANNE MARIE BOIDOCK

Syracuse University Scholar-Athlete of the Week - Dec. 24

FANTASIA GOODWIN

BIG EAST Honor Roll - Dec. 24
BIG EAST Honor Roll - Dec. 17
BIG EAST Honor Roll - Dec. 3

CHANDREA JONES

BIG EAST Honor Roll - Feb. 25
BIG EAST Honor Roll - Jan. 21
BIG EAST Honor Roll - Dec. 31
BIG EAST Honor Roll - Dec. 10
Taco Bell Warhawk Classic Most Valuable Player - Dec. 2

LINA LISNERE

Syracuse University Scholar-Athlete of the Week - Dec. 19

ERICA MORROW

BIG EAST Honor Roll - March 3
BIG EAST Freshman of the Week - Feb. 11
BIG EAST Freshman of the Week - Dec. 24

NICOLE MICHAEL

BIG EAST Honor Roll - Jan. 28
Taco Bell Warhawk Classic All-Tournament Team - Dec. 2

JACKED UP JUNIOR - CHANDREA JONES



Junior guard **Chandra Jones** averaged 13.7 points, 6.0 rebounds and 1.7 assists and 1.0 steals per contest as the Syracuse Orange finished the regular-season with a 2-1 week, defeating Georgetown, 68-67, and destroying No. 14/13 West Virginia, 73-51.

- Jones was perfect 13-of-13 from the free-throw line during the week.
- Behind 22 points by Jones the RV/RV Orange finished the regular season with a 73-51 victory against No. 14/13 West Virginia on March 3 inside the Carrier Dome in front of 1,308 fans.
- Jones was 5-of-13 from the floor and converted on a career-best 12-of-12 free throws, tied for the second best single-game performance in SU history, for her fifth game above the 20-point mark and her team-best 25th game in double-digits.
- She added a game-high nine rebounds, three assists and three steals to her stat line.
- The junior has also scored a team-best 15-plus points 17 times and a team-high 20-plus points four times.
- She has led the Orange in scoring a team-best 13 times, rebounding and steals 10 times, blocks five times and assists once.
- The Baltimore, Md. native leads the team in scoring at 15.3 points, is second in rebounding (7.7), third in assists (1.8) and in steals (1.5).
- She has shot and made a team-high number of free throws, going 133-for-170 (.766).
- She is ninth in the BIG EAST in rebounding, 10th in the BIG EAST in scoring, ninth in offensive rebounds (3.41), 13th in defensive rebounds (4.28) and 11th in free-throw percentage.

CREATING TURNOVERS

- Syracuse harassed No. 14/13 West Virginia into 25 turnovers in the 73-51 win on March 3.
- It was the 11th time this season SU has forced its opponent to commit 20-plus turnovers.
 - Three times against top-15 opponents.
 - The Syracuse defense has caused 481 turnovers this season, an average of 16.6 per contest.

SU AMONG BIG EAST & NCAA LEADERS

	BIG EAST ALL/BE	NCAA
SCORING OFFENSE (71.8/69.1).....	6/t-6	41
SCORING DEFENSE (61.6/65.0).....	7/t-5	119
SCORING MARGIN (+10.2/+4.1).....	5/7	49
FT PERCENTAGE (.717/.734).....	4/3	89
FG PERCENTAGE (.416/.409).....	9/9	98
FG PCT DEFENSE (.369/.388).....	4/4	38
3-POINT FG PCT (.324/.367).....	9/4	161
3-POINT FG PCT DEFENSE (.296/.308).....	4/5	-
REBOUNDING OFFENSE (43.3/39.2).....	2/6	-
REBOUNDING DEFENSE (35.9/37.1).....	10/10	-
REBOUNDING MARGIN (+7.5/+2.1).....	2/7	13
BLOCKED SHOTS (4.24/3.56).....	6/8	55
ASSISTS (14.45/13.56).....	8/8	79
STEALS (8.93/8.50).....	9/5	131
TURNOVER MARGIN (+1.17/+0.25).....	t-9/6	-
ASSIST/TURNOVER RATIO (0.87/0.80).....	8/9	58
OFFENSIVE REBOUNDS (16.38/14.17).....	1/7	-
DEFENSIVE REBOUNDS (26.97/25.06).....	2/2	-
3-POINT FG MADE (4.41/5.00).....	10/8	223
TURNOVERS (16.5).....	-	72
PERSONAL FOULS (15.5).....	-	58
WIN-LOST PERCENTAGE (75.0).....	-	40

INDIVIDUAL

	BIG EAST ALL/BE	NCAA
SCORING		
Chandra Jones (15.3/15.1).....	10/13	-
Erica Morrow (13.4/15.3).....	21/t-11	-
Fantasia Goodwin (12.4/-).....	25/-	-
Nicole Michael (12.1/12.3).....	29/25	-
REBOUNDING		
Fantasia Goodwin (8.8/7.2).....	6/11	55
Chandra Jones (7.7/6.8).....	9/12	-
Nicole Michael (7.4/7.3).....	10/10	-
FIELD GOAL PERCENTAGE		
Fantasia Goodwin (.544/.530).....	6/8	36
ASSISTS		
Tasha Harris (3.90/4.06).....	t-11/t-10	-
Erica Morrow (3.83/3.88).....	14/t-13	-
FREE THROW PERCENTAGE		
Chandra Jones (.782/.798).....	11/8	-
Vionca Murray (.780/.857).....	12/3	-
STEALS		
Erica Morrow (2.07/2.13).....	t-6/5	-
Chandra Jones (-/1.63).....	-/t-14	-
3-POINT FIELD PERCENTAGE		
Erica Morrow (.375/-).....	15/-	-
3-POINT FIELD GOALS MADE		
Erica Morrow (2.07/2.44).....	9/t-5	-
BLOCKED SHOTS		
Vaida Sipaviciute (1.79/1.50).....	4/3	57
Nicole Michael (1.03/1.00).....	14/13	-
ASSIST/TURNOVER RATIO		
Tasha Harris (1.69/1.55).....	6/4	57
Erica Morrow (-/1.32).....	-/12	-
OFFENSIVE REBOUNDS		
Fantasia Goodwin (3.45/2.81).....	8/t-12	-
Chandra Jones (3.41/3.06).....	9/10	-
DEFENSIVE REBOUNDS		
Fantasia Goodwin (5.31/4.38).....	6/t-10	-
Nicole Michael (5.07/5.06).....	8/5	-
Chandra Jones (4.28/-).....	13/-	-
MINUTES PLAYED		
Erica Morrow (32.76/35.69).....	11/t-8	-
Chandra Jones (29.17/-).....	30/-	-

BIG EAST stats through games of March 7
NCAA stats through games of March 2

2007-08 BIG EAST STANDINGS (Through game of March 7, 2008)

	BIG EAST			OVERALL		
	W	L	Pct.	W	L	Pct.
Connecticut	15	1	.938	29	1	.967
Rutgers	14	2	.875	24	5	.828
West Virginia	12	4	.750	23	6	.793
Notre Dame	11	5	.688	23	7	.767
Pittsburgh	10	6	.625	20	9	.690
SYRACUSE	10	6	.625	22	7	.759
Louisville	10	6	.625	21	8	.724
Marquette	8	8	.500	16	13	.552
DePaul	8	8	.500	19	10	.655
St. John's	7	9	.438	16	13	.552
South Florida	5	11	.313	15	14	.517
Villanova	5	11	.313	15	14	.517
Georgetown	5	11	.313	15	14	.517
Seton Hall	3	13	.188	13	15	.464
Cincinnati	3	13	.188	12	16	.429
Providence	2	14	.125	12	17	.414

BIG EAST NOTEBOOK (March 3)

PLAYER OF THE WEEK & FRESHMAN OF THE WEEK Maya Moore, Fr., F, Connecticut (Lawrenceville, Ga.)

Moore helped the Huskies secure three wins to close out the regular season, including two victories versus top 6 teams, and capture the BIG EAST regular-season championship for the 16th time. In the Huskies' third Big Monday appearance on ESPN2, UConn defeated then-No. 6/6 LSU 74-69 on the road on Feb. 25. Moore tallied 29 points, five rebounds, three steals and two blocked shots, while shooting 58.8 percent from the field. She also was a perfect 7-of-7 from the foul line. On March 1, the Huskies came back from a 17-point second-half deficit to win in front of a sold-out crowd at DePaul 77-76. The freshman forward recorded 16 points and 13 rebounds, while shooting 7-of-12 from the field. Moore made a critical steal with seven seconds left and UConn trailing by one, to help set up the game-winning shot. To close out the regular-season on March 3, also on ESPN2's Big Monday, Connecticut claimed the BIG EAST regular-season title with a 66-46 win against No. 4/4 Rutgers. Moore had 19 points and seven rebounds, while making 8-of-12 from the field. Also against Rutgers, she broke Connecticut's single-season freshman scoring record and stands with 551 points, passing Svetlana Abrosimova's mark of 532. She is the only player in the league this season to score in double-digits in all 30 games this season, and holds the UConn mark for consecutive games in double-figures to start a career.

Shantia Grace, Jr., G, USF (Sarasota, Fla.)

2-1, 20.0 ppg, 20-24 FT, 3.3 apg, 40.0 mpg, 28 pts. at MU, 17 pts. vs. Pitt, 15 pts. vs. ND

Angel McCoughtry, Jr., F, Louisville (Baltimore, Md.)

2-1, 23.5 ppg, 11.0 rpg, 25-of-53 FG, 20-of-26 FT, 26 pts. vs. PC, 29 pts., 11 rebs., five steals vs. WVU

ERICA MORROW, FR., G, SYRACUSE (BROOKLYN, N.Y.)

2-1, 20.7 ppg, 43.9 FG%, 42.9 3FG%, 25 pts. vs. WVU, 22 pts. & 3-pt. gamewinner vs. GU, 15 pts. at RU

Allie Quigley, Sr., G, DePaul (Joliet, Ill.)

1-1, 25.0 ppg, 5.5 rpg, 5.5 apg, 27 pts., seven rebs., & six assists vs. UConn, 23 pts. & five assists vs. SHU

Shavonte Zellous, Jr., G, Pittsburgh (Orlando, Fla.)

2-1, 18.3 ppg, 50.0 FG, 5.0 rpg, 3.7 apg, 29 pts. & five assists vs. WVU

2007-08 Orange Women's Basketball



DISTRIBUTE THE BASKETBALL

- Syracuse dished out 14 assists in its 73-51 win against No. 14/13 West Virginia on March 3
- The Orange was lead by freshman guard **Tasha Harris'** five.
 - The Orange has recorded double-digit assist performances in 27 of its 29 games, including the last nine.
 - SU is averaging 14.4 assists per contest which ranks eighth in the BIG EAST
 - Freshman guard **Erica Morrow** and Harris became the first Orange tandem since Sue Ludwig (158) and Janice Long (102) in 1985-86 to each tally more than 100 assists in a season.
 - Harris has a team-best 113 and Morrow has 111.
 - It was only the third time in SU history an Orange tandem has tallied more than 100 assists in a season.
 - Libby McNulty (224) and Connie Stough (125) in 1980-81 were the third pair.
 - Syracuse's 24 assists in its 79-46 win against Northeastern on Dec. 9 were the most SU has had since it had 26 in an 81-76 victory versus Massachusetts on Dec. 10, 2005.

IT'S RAINING DOWNTOWN

- Syracuse made 50.0 percent (8-16) of its 3-point field goal attempts in its 73-51 victory versus No. 14/13 West Virginia on March 1.
- Freshman guard **Erica Morrow** went 5-for-11 (.455) and her classmate **Tasha Harris** went 3-for-3 (1.000).
 - It was the sixth occasion this season and second time in three games SU has shot 50.0 percent or better from behind the 3-point line.
 - SU is fourth in BIG EAST games only in 3-point field goal percentage (.367).
 - The Orange is also eighth in BIG EAST games only in 3-point fields per game (5.00).

SCORE THE BASKETBALL

- The Orange is the only BIG EAST team to have four players rank in the top 30 in points per game.
- Junior **Chandrea Jones** ranks 10th with a 15.3 average; **Freshman Erica Morrow** ranks 21st with a 13.4 average; Senior **Fantasia Goodwin** ranks 25th with a 12.4 average; and Sophomore **Nicole Michael** ranks 29th with a 12.1 average.
 - SU also is one of three BIG EAST teams (Connecticut, West Virginia) to have three players finish in the top 25 scoring in conference games only.
 - Morrow ranks 11th with a 15.3 average; Jones ranks 13th with a 15.1 average; and Michael ranks 25th with a 12.3 average.

REBOUNDING IN THE BIG EAST

- Syracuse is the only BIG EAST team to have three players finish in the top 10 in rebounds per game.
- Senior **Fantasia Goodwin** ranks 6th with an 8.8 average; Junior **Chandrea Jones** ranks 9th with a 7.7 average; and Sophomore **Nicole Michael** ranks 10th with a 7.4 average.
 - The Orange is also the only BIG EAST team to have three players finish in the top 15 rebounding in conference games only.
 - Michael ranks 10th with a 7.3 average; Goodwin ranks 11th with a 7.2 average; and Jones ranks 12th with a 6.8 average.

CURRENT PLAYERS IN POSTSEASON

- Only seniors **Tracy Harbut**, **Vaida Sipaviciute**, and **Mary Joe Riley** have played in the BIG EAST Championship.
- Harbut averaged 8.3 points, 5.0 rebounds, 2.0 steals and 2.0 blocks in her three games.
 - Sipaviciute averaged 4.0 points and 2.5 rebounds in her two games and Riley averaged 3.5 points, 2.5 rebounds and 1.5 assists in her two games.

SU BIG EAST CHAMPIONSHIP HIGHS

Points	95 vs. West Virginia (1996) 36 vs. Boston College (2004) 32, Beth Record vs. G'Town ('01)
Field Goals	36 vs. West Virginia (1996) 13, Beth Record vs. G'Town ('01)
Field Goal Atts.	86 vs. Providence (1995)
Field Goal Pct.	56.3 (36-64) vs. WVU (1996) 75.0 (9-12), Connie Stough vs. VU ('83)
3-Point FG	10 vs. Notre Dame (2002) 4, Seven Times
3-Point FG Atts.	28 vs. West Virginia (2002) 12, Julie McBride vs. WVU ('02)
3-Point FG Pct.	.455 (5-11) vs. G'Town (2005) .800 (4-5), Three Times
Free Throws Made	24 vs. West Virginia (2002) 9, Shannon Perry vs. WVU ('02)
Free Throws Atts.	31. West Virginia (2002) 11, Shannon Perry vs. WVU ('02)
Free Throw Pct.	87.5 (7-8) vs. Seton Hall (1994) 1.000 (7-7), Chineze Nwagbo vs. G'Town ('05)
Rebounds	55 vs. Providence (1995) 17, Kristen McCory vs. PC ('95)
Assists	20 vs. Notre Dame (2002) 9, Julie McBride vs. UND (2002)
Steals	12, Three Times 7, Tanya Hendrix vs. BC (1988)
Blocks	7 vs. Miami (2003) 4, Holly Oslander vs. VU (1991) 4, Holly Oslander vs. BC (1990)

SU BIG EAST CHAMPIONSHIP RESULTS

- The Orange is 11-22 all-time in BIG EAST Championship games, including a 2-1 mark at the Hartford Civic Center (now the XL Center).
- Syracuse hosted and won the BIG EAST Championship in 1985.

Active Syracuse Double-Doubles

FANTASIA GOODWIN - 12

Opponent	Date	Points	Rebounds
at Saint Peter's	Nov. 22, 2006	14	17
vs. Central Michigan	Dec. 9, 2006	16	11
vs. TCU	Dec. 20, 2006	15	10
vs. Coppin State	Nov. 17, 2007	14	16
at Colgate	Nov. 28, 2007	25	13
at Louisiana Monroe	Dec. 2, 2007	13	11
at Princeton	Dec. 16, 2007	16	11
vs. Maryland Eastern Shore	Dec. 19, 2007	19	13
vs. Saint Peter's	Dec. 22, 2007	17	25 \$
vs. Siena	Dec. 28, 2007	19	14
vs. St. Bonaventure	Dec. 31, 2007	19	10
at South Florida	Jan. 12, 2008	10	12

TRACY HARBUT - 4

Opponent	Date	Points	Rebounds
at Manhattan	Nov. 18, 2005	10	13
at Buffalo	Nov. 20, 2005	13	13
at Canisius	Dec. 4, 2005	21	10
vs. Massachusetts	Dec. 10, 2005	19	12*

CHANDREA JONES - 7

Opponent	Date	Points	Rebounds
vs. Lehigh	Nov. 25, 2007	10	10
vs. rv/rv Penn State	Dec. 6, 2007	15	10
vs. Northeastern	Dec. 9, 2007	18	14
vs. Siena	Dec. 28, 2007	24	12
at Villanova	Jan. 19, 2008	25	12
vs. St. John's	Jan. 26, 2008	16	11
vs. Cincinnati	Feb. 23, 2008	18	11

NICOLE MICHAEL - 15

Opponent	Date	Points	Rebounds
vs. Niagara	Nov. 26, 2006	26	16
vs. UC Davis	Dec. 3, 2006	18	14
vs. Central Michigan	Dec. 9, 2006	20	15
vs. Pittsburgh	Jan. 16, 2007	18	11
at Notre Dame	Jan. 20, 2007	14	10
vs. South Florida	Jan. 28, 2007	18	12
at Georgetown	Feb. 17, 2007	19	17
vs. DePaul	Feb. 20, 2007	15	10
vs. Louisville	Feb. 24, 2007	17	12
vs. Coppin State	Nov. 17, 2007	12	11
vs. Maryland Eastern Shore	Dec. 19, 2007	12	12
vs. Saint Peter's	Dec. 22, 2007	11	12
vs. rv/rv Louisville	Jan. 5, 2008	15	11
at South Florida	Jan. 12, 2008	13	15
at Villanova	Jan. 19, 2008	18	12

VAIDA SIPAVICIUTE - 10

Opponent	Date	Points	Rebounds
vs. Providence	Jan. 12, 2005	14	10
at Buffalo	Nov. 20, 2005	23	11
at Niagara	Nov. 23, 2005	21	15
vs. Colgate	Nov. 29, 2005	41	21
at Canisius	Dec. 4, 2005	22	12
at Albany	Dec. 20, 2005	31	12
at Providence	Jan. 28, 2006	25	13
vs. Georgetown	Feb. 8, 2006	14	12
at Saint Peter's	Nov. 22, 2006	10	10
at West Virginia	Jan. 31, 2007	11	11

* - assists

\$ - school record

ANOTHER HIGHLY TOUTED CLASS

Head Syracuse women's basketball coach **Quentin Hillsman** continues to bring high-profile talent into the Orange basketball program, signing four top-60 high school seniors and a top-30 junior college player.

- This year's class, which is ranked No. 13 by *College Girl's Basketball Report*, No. 14 by *Hoopgirlz Basketball* and No. 15 by *Blue Star Basketball*, includes the No. 24, No. 54, No. 58 and No. 59 high school seniors and the No. 30 junior college player in the country.
- High school seniors **Tyler Ash** (Liverpool, N.Y./Liverpool H.S.), **Shakeya Leary** (New York, N.Y./Murry Bergtraum), **Lynnae Lampkins** (Upper Marlboro, Md./Gwynn Park H.S.) and **Troya Berry** (Flint, Mich./Flint Hamady) and junior college transfer **Lynnise Nixon** (Philadelphia, Pa./Frankford H.S./Monroe C.C.) have all signed a National Letter of Intent to attend Syracuse University and play women's basketball, Hillsman announced.
- Ash, a 6-foot-2-inch guard from Liverpool H.S., averaged 13 points, 12 rebounds, seven assists, three blocks and three steals a year ago while leading the Warriors to their first Section III Championship in 10 years.
- She was named First-Team All-CNY and 10th-Team All-New York State Class AA by the New York State Sportswriters Association.
- The *Street and Smith* Honorable Mention All-American is rated as the No. 24 player in the country by *Hoopgirlz Basketball* and the No. 9 guard by *College Girl's Basketball Report*.
- Leary, a 6-foot-3-inch forward from Murry Bergtraum, helped lead the Lady Blazers to a 27-0 record last season. Leary averaged a double-double, 12 points and 11 rebounds, en route to a Class AA State Federation championship.
- Ranked as the No. 54 player the country by *Hoopgirlz Basketball*, Leary is also a *Street and Smith* Honorable Mention All-American.
- The New York native played with current SU player **Erica Morrow**.
- The third *Street and Smith* Honorable Mention All-American to sign with Syracuse is Lampkins.
- The 5-foot-7-inch guard from Upper Marlboro, Md. is ranked as the No. 58 player in the country and the No. 10 guard by *College Girl's Basketball Report*.
- Berry, a 6-foot-2-inch power forward from Flint, Mich., is ranked the No. 59 player in the country and the No. 12 ranked power forward by *College Girl's Basketball Report*.
- Berry's accolades include *Street and Smith* Honorable Mention All-America honors.
- Syracuse's final signee is a junior college transfer from Monroe C.C.
- Nixon, a 6-foot-1-inch power forward from Philadelphia, was a Second-Team National Junior College Athletic Association All-American last season while leading the Lady Tribunes to a 30-3 mark.
- Ranked the No. 30 junior college player in the country by *All-Star Girl's Report*, Nixon averaged 10.9 points and 6.1 rebounds for Monroe.
- The *Street and Smith* Honorable Mention High School All-American also helped Monroe to a national championship in 2006.

ORANGE ON TELEVISION

Three Syracuse Orange women's basketball games will be aired on television as part of the BIG EAST Conference's 2007-08 television package.

- SU's home contest against St. John's on Sat. Jan. 26 was selected as one of the ten regular-season BIG EAST Regional Sports Network Game of the Week.
- The Orange's home game versus Marquette on Sat. Feb. 10, was one of the 12 BIG EAST games of the week and Syracuse's match up with Georgetown on Tues. Feb. 26 aired on CSTV.
- Syracuse's games at USF, against Connecticut and at Providence were also televised in the Tampa, Connecticut and Providence areas, respectively.

ORANGE ON THE AIRWAVES

The Orange returns to the commercial airwaves on WTLA (1200/1440 AM).

- All of SU's games are also available on the Orange's official website, suathletics.com.
- Brian Higgins, a 2004 graduate of SU, handles the play-by-play duties.

'CUSE CARES

The 'Cuse Cares Community Service Program, supported by Citizens Bank, immerses SU student-athletes and coaches in the community.

- For the past nine years the 'Cuse Cares program has been recognized with the Chancellor's Award for Public Service (CAPS), given annually to SU students and student organizations that exemplify the highest ideal of sustained, quality service to the Syracuse Community.
- Orange student-athletes and coaches are involved in various community projects, including the Verizon Foundation's Literacy Program, the United Way Success by Six 'Bring on the Books' campaign, the Make-A-Wish Foundation, the Vera House, the Salvation Army, the Nottingham Retirement Center, the VA Hospital, and Coaches vs. Cancer.
- In addition, Orange teams work with several reading programs, including Parents as Reading Partners, Children's Book Week, and Character Education Assemblies and After-School Extra Help Programs, assist staff at local soup kitchens, participate in Walks for fundraising, youth sport programs, and Earth Day events.

CAREER RECORDS

POINTS

	Points	Years
10. Connie Stough	1,195	1980-84
11. Vaida Sipaviciute	1,174	2005-

SCORING AVERAGE (min. 40 games)

	Avg.	Pts.	G	Years
1. Nicole Michael	14.7	853	58	2007-
8. Paula Moore	12.7	1,257	99	96-99, 00-01
9. Fantasia Goodwin	12.2	697	57	2007-
Holly Oslander	12.2	1,354	111	1989-94

FIELD GOALS MADE

	FG	Years
6. Connie Stough	506	1980-84
7. Vaida Sipaviciute	497	2005-

FIELD GOAL PCT. (min. 200 made)

	Pct.	FG-FGA	Years
7. Chris Palombi	.482	467-969	1980-84
8. Vaida Sipaviciute	.480	497-1036	2005-

3-POINT FIELD GOALS MADE

	FG	Years
8. Simone Courtlandt	72	1987-89
9. Erica Morrow	60	2008-

3-POINT FIELD GOAL PCT. (min. 30 made)

	Pct.	3FG-3FGA	Years
1. Erica Morrow	.375	60-160	2008-

FREE THROWS MADE

	FTA	Years
8. Holly Oslander	245	1989-94
9. Nicole Michael	242	2007-

FREE THROWS ATTEMPTED

	FTA	Years
8. Raquel Nurse	368	1994-98
9. Nicole Michael	340	2007-

FREE THROW PCT. (min. 50 made)

	Pct.	FT-FTA	Years
3. Erin Kenneally	.790	230-291	1989-93
4. Chandra Jones	.782	133-170	2008-
5. Vionca Murray	.780	71-91	2008-

REBOUNDING AVERAGE (minimum 40 games)

	Avg.	Rebs.	G	Years
2. Kim Dick	8.4	510	61	1980-82
3. Nicole Michael	8.0	462	58	2007-
Shannon Perry	8.0	664	83	1999-03
5. Felisha Legette	7.9	924	117	1984-89
Tonya Hendrix	7.9	845	107	1986-90
7. Fantasia Goodwin	7.8	445	57	2007-

BLOCKED SHOTS

	Blks.	Years
1. Holly Oslander	262	1989-94
2. Vaida Sipaviciute	234	2005-
9. Beth Record	57	1997-01
10. Nicole Michael	48	2007-

BLOCKED SHOT AVG. (min. 40 games)

	Avg.	Blks.	G	Years
1. Vicki Smith	2.8	152	55	1977-80
2. Holly Oslander	2.4	262	111	1989-94
3. Vaida Sipaviciute	2.1	234	114	2005-

GAMES PLAYED

	G	Years
4. Chris Palombi	115	1980-84
Mary Schiavetta	115	1979-83
6. Vaida Sipaviciute	114	2005-

GAMES STARTED

	G	Years
3. Julie McBride	96	2000-04
4. Vaida Sipaviciute	93	2005-
Mary Duffy	93	1992-96

MINUTES PLAYED

	Min.	Years
8. Rochelle Coleman	2,916	2001-05
9. Vaida Sipaviciute	2,895	2005-

MINUTES PLAYED AVG* (min. 40 games)

	Avg.	Mins.	G	Years
8. Jaime James	29.9	3,379	113	1998-02
9. Fantasia Goodwin	29.2	1,664	57	2007-
10. Nicole Michael	29.0	1,682	58	2007-

*Minutes played records begin in 1983

Game-by-Game Statistics



GAME	TOTAL			3-PTS			REBOUNDS			PF	TP	A	TO	Blk	Stl
	FG	FGA	Pct	3FG	FGA	Pct	Off	Def	Tot						
vs. Coppin State	30	70	.429	4	14	.286	10	26	36	18	65	10	16	1	8
SYRACUSE	27	69	.391	3	20	.150	20	31	51	10	69	14	18	1	10
at # 7/6 North Carolina	31	73	.425	8	27	.296	27	27	54	25	97	20	27	12	17
SYRACUSE	21	72	.292	5	21	.238	24	22	46	27	72	14	27	6	15
Lehigh	17	52	.327	9	22	.409	11	17	28	18	54	12	16	2	7
SYRACUSE	23	58	.397	4	21	.190	23	27	50	14	61	15	20	7	5
at Colgate	8	51	.157	0	13	.000	9	24	33	19	26	3	21	1	6
SYRACUSE	26	70	.371	3	16	.188	23	36	59	14	75	19	11	3	15
vs. Eastern Kentucky	22	66	.333	9	20	.450	16	23	39	27	67	14	14	3	6
SYRACUSE	29	57	.509	5	10	.500	12	28	40	19	88	18	11	6	5
at Louisiana Monroe	21	54	.389	5	14	.357	12	18	30	18	56	14	21	2	11
SYRACUSE	26	56	.464	5	11	.455	13	27	40	18	69	13	19	4	7
rv/rv Penn State	19	60	.317	2	17	.118	15	24	39	14	53	9	21	3	5
SYRACUSE	25	61	.410	6	16	.375	13	28	41	16	72	18	16	5	8
Northeastern	18	60	.300	4	26	.154	12	17	29	15	46	11	15	1	8
SYRACUSE	31	54	.574	7	13	.538	10	30	40	6	79	24	15	4	9
at Princeton	25	63	.397	12	29	.414	10	26	36	19	75	16	11	1	2
SYRACUSE	31	68	.456	2	10	.200	17	29	46	14	77	7	7	6	7
Maryland Eastern Shore	21	67	.313	4	22	.182	17	25	42	30	56	8	23	7	10
SYRACUSE	26	60	.433	1	12	.083	22	35	57	15	85	16	21	8	16
Saint Peters	13	56	.232	1	14	.071	10	14	24	21	35	6	16	7	4
SYRACUSE	29	69	.420	3	11	.273	30	37	67	11	81	15	17	7	7
Siena	23	56	.441	6	21	.286	10	21	31	31	59	18	24	3	6
SYRACUSE	22	61	.361	2	9	.222	23	26	49	13	78	13	15	4	12
St. Bonaventure	21	52	.404	8	17	.471	8	17	25	12	57	14	14	1	3
SYRACUSE	31	63	.492	2	7	.286	18	25	43	14	72	16	12	5	7
rv/rv Louisville *	22	66	.333	3	21	.143	19	14	33	22	56	12	18	4	11
SYRACUSE	23	43	.535	9	17	.529	10	31	41	17	79	15	25	6	6
at rv/rv Pittsburgh *	25	54	.463	5	13	.385	12	28	40	24	85	19	16	9	6
SYRACUSE	24	67	.358	3	10	.300	19	18	37	23	75	11	12	3	7
at USF *	22	73	.301	5	21	.238	18	28	46	15	60	14	11	5	5
SYRACUSE	25	62	.410	5	10	.500	11	36	47	13	67	9	14	6	1
#1/1 Connecticut *	24	60	.400	6	28	.214	19	35	54	17	65	15	23	6	6
SYRACUSE	23	61	.377	4	17	.235	10	20	30	16	59	15	12	1	16
at Villanova *	21	60	.350	10	30	.333	11	24	35	22	60	15	11	4	4
SYRACUSE	23	61	.377	3	9	.333	18	32	50	14	73	12	9	4	7
St. John's *	18	58	.310	3	10	.300	15	20	35	20	52	7	21	1	9
SYRACUSE	29	62	.468	4	10	.400	18	28	46	17	80	17	16	5	11
at #23/24 DePaul *	25	63	.397	5	10	.500	15	23	38	15	66	13	15	6	9
SYRACUSE	26	63	.413	4	15	.267	17	27	44	17	69	11	19	2	8
at Georgetown *	25	51	.490	9	20	.450	9	25	34	21	48	18	11	7	10
SYRACUSE	25	60	.417	6	21	.286	15	19	34	21	71	15	14	3	2
Marquette *	23	63	.365	4	17	.235	11	23	34	21	67	16	21	3	15
SYRACUSE	24	60	.400	3	8	.375	16	32	48	16	70	14	26	4	11
at Seton Hall *	25	61	.410	11	24	.458	14	12	26	19	72	19	17	7	9
SYRACUSE	27	49	.551	7	12	.583	10	24	34	13	81	17	19	4	13
# 16/16 Notre Dame *	27	61	.443	3	12	.250	20	25	45	16	79	16	17	3	11
SYRACUSE	21	58	.362	4	15	.267	14	17	31	19	67	13	18	4	12
at Providence *	21	50	.420	2	12	.167	7	25	32	22	62	12	17	6	8
SYRACUSE	18	49	.367	1	7	.143	14	24	38	16	58	11	16	4	8
Cincinnati *	20	56	.357	6	20	.300	13	24	37	13	56	14	24	1	8
SYRACUSE	26	62	.419	6	15	.400	15	25	40	12	66	14	20	4	12
Georgetown *	25	60	.417	6	18	.333	16	20	36	19	67	19	13	4	7
SYRACUSE	22	53	.415	7	14	.500	15	23	38	17	67	18	14	2	5
at #4/4 Rutgers *	25	50	.500	10	22	.455	9	23	32	15	64	20	16	4	8
SYRACUSE	17	47	.362	6	22	.273	9	20	29	13	49	11	19	1	3
#14/13 West Virginia *	18	57	.316	8	24	.333	17	20	37	22	51	13	25	2	14
SYRACUSE	20	55	.364	8	16	.500	16	25	41	15	73	14	19	4	14

Syracuse - Team Game Highs

POINTS	88	vs Eastern Kentucky (12/01/07)
FIELD GOALS MADE	31	vs St. Bonaventure (12/31/07)
	31	at Princeton (12/16/07)
	31	vs Northeastern (12/09/07)
FIELD GOAL ATTEMPTS	72	at #7/6 North Carolina (11/18/07)
FIELD GOAL PERCENTAGE	.574 (31-54)	vs Northeastern (12/09/07)
3 PT FIELD GOALS MADE	9	vs rv/rv Louisville (01/05/08)
3 PT FG ATTEMPTS	22	at #4/4 Rutgers (03/01/08)
3 PT FG PERCENTAGE	.583 (7-12)	at Seton Hall (02/13/08)
FREE THROWS MADE	32	vs Siena (12/28/07)
	32	vs Maryland Eastern Sho (12/19/07)
FREE THROW ATTEMPTS	51	vs Maryland Eastern Sho (12/19/07)
FREE THROW PERCENTAGE	.941 (16-17)	vs rv/rv Penn State (12/06/07)
REBOUNDS	67	vs Saint Peter's (12/22/07)
ASSISTS	24	vs Northeastern (12/09/07)
STEALS	16	vs #1/1 Connecticut (01/15/08)
	16	vs Maryland Eastern Sho (12/19/07)
BLOCKED SHOTS	8	vs Maryland Eastern Sho (12/19/07)
TURNOVERS	27	at #7/6 North Carolina (11/18/07)
FOULS	27	at #7/6 North Carolina (11/18/07)

Opponent - Team Game Highs

POINTS	97	at #7/6 North Carolina (11/18/07)
FIELD GOALS MADE	31	at #7/6 North Carolina (11/18/07)
FIELD GOAL ATTEMPTS	73	at South Florida (01/12/08)
	73	at #7/6 North Carolina (11/18/07)
FIELD GOAL PERCENTAGE	.500 (25-50)	at #4/4 Rutgers (03/01/08)
3 PT FIELD GOALS MADE	12	at Princeton (12/16/07)
3 PT FG ATTEMPTS	30	at Villanova (01/19/08)
3 PT FG PERCENTAGE	.471 (8-17)	vs St. Bonaventure (12/31/07)
FREE THROWS MADE	30	at rv/rv Pittsburgh (01/09/08)
FREE THROW ATTEMPTS	38	at #7/6 North Carolina (11/18/07)
FREE THROW PERCENTAGE	1.000 (6-6)	vs Northeastern (12/09/07)
REBOUNDS	54	vs #1/1 Connecticut (01/15/08)
	54	at #7/6 North Carolina (11/18/07)
ASSISTS	20	at #4/4 Rutgers (03/01/08)
	20	at #7/6 North Carolina (11/18/07)
STEALS	17	at #7/6 North Carolina (11/18/07)
BLOCKED SHOTS	12	at #7/6 North Carolina (11/18/07)
TURNOVERS	27	at #7/6 North Carolina (11/18/07)
FOULS	31	vs Siena (12/28/07)

Syracuse - Team Game Lows

POINTS	49	at #4/4 Rutgers (03/01/08)
FIELD GOALS MADE	17	at #4/4 Rutgers (03/01/08)
FIELD GOAL ATTEMPTS	43	vs rv/rv Louisville (01/05/08)
FIELD GOAL PERCENTAGE	.292 (21-72)	at #7/6 North Carolina (11/18/07)
3 PT FIELD GOALS MADE	1	vs Maryland Eastern Sho (12/19/07)
	1	at Providence (02/19/08)
3 PT FG ATTEMPTS	7	vs St. Bonaventure (12/31/07)
	7	at Providence (02/19/08)
3 PT FG PERCENTAGE	.083 (1-12)	vs Maryland Eastern Sho (12/19/07)
FREE THROWS MADE	8	vs St. Bonaventure (12/31/07)
	8	vs Cincinnati (02/23/08)
FREE THROW ATTEMPTS	11	at #4/4 Rutgers (03/01/08)
FREE THROW PERCENTAGE	.500 (9-18)	vs #1/1 Connecticut (01/15/08)
REBOUNDS	29	at #4/4 Rutgers (03/01/08)
ASSISTS	7	at Princeton (12/16/07)
STEALS	1	at South Florida (01/12/08)
BLOCKED SHOTS	1	vs Coppin State (11/17/07)
	1	vs #1/1 Connecticut (01/15/08)
	1	at #4/4 Rutgers (03/01/08)
	7	at Princeton (12/16/07)
TURNOVERS	6	vs Northeastern (12/09/07)
FOULS		

Opponent - Team Game Lows

POINTS	26	at Colgate (11/28/07)
FIELD GOALS MADE	8	at Colgate (11/28/07)
FIELD GOAL ATTEMPTS	50	at Providence (02/19/08)
	50	at #4/4 Rutgers (03/01/08)
FIELD GOAL PERCENTAGE	.157 (8-51)	at Colgate (11/28/07)
3 PT FIELD GOALS MADE	0	at Colgate (11/28/07)
3 PT FG ATTEMPTS	10	vs St. John's (01/26/08)
3 PT FG PERCENTAGE	.000 (0-13)	at Colgate (11/28/07)
FREE THROWS MADE	1	vs Coppin State (11/17/07)
FREE THROW ATTEMPTS	3	vs Coppin State (11/17/07)
FREE THROW PERCENTAGE	.333 (1-3)	vs Coppin State (11/17/07)
REBOUNDS	24	vs Saint Peter's (12/22/07)
ASSISTS	3	at Colgate (11/28/07)
STEALS	2	at Princeton (12/16/07)
BLOCKED SHOTS	1	vs Coppin State (11/17/07)
	1	at Colgate (11/28/07)
	1	vs Northeastern (12/09/07)
	1	at Princeton (12/16/07)
	1	vs St. Bonaventure (12/31/07)
	1	vs St. John's (01/26/08)
	1	vs Cincinnati (02/23/08)
	11	at Princeton (12/16/07)
	11	at South Florida (01/12/08)
	11	at Villanova (01/19/08)
	11	at Georgetown (02/02/08)
	12	vs St. Bonaventure (12/31/07)
TURNOVERS		
FOULS		

Syracuse - Individual Game Highs

POINTS	27	JONES, Chandrea vs Eastern Kentucky (12/01/07)
FIELD GOALS MADE	10	GOODWIN, Fantasia at Seton Hall (02/13/08)
	10	GOODWIN, Fantasia at Colgate (11/28/07)
FIELD GOAL ATT	21	JONES, Chandrea vs #1/1 Connecticut (01/15/08)
FG PCT (min 5 made)	1.000 (5-5)	SIPAVICIUTE, Vaida at Georgetown (02/02/08)
3 PT FG MADE	5	MORROW, Erica vs #14/13 West Virginia (03/03/08)
	5	MORROW, Erica at Seton Hall (02/13/08)
3 PT FG ATTEMPTS	11	MORROW, Erica vs #14/13 West Virginia (03/03/08)
	11	MORROW, Erica at #4/4 Rutgers (03/01/08)
3-PT FG PCT (min 2 made)	1.000 (3-3)	HARRIS, Tasha vs #14/13 West Virginia (03/03/08)
	1.000 (3-3)	MICHAEL, Nicole vs rv/rv Louisville (01/05/08)
	1.000 (3-3)	MORROW, Erica vs Eastern Kentucky (12/01/07)
FREE THROWS MADE	12	JONES, Chandrea vs #14/13 West Virginia (03/03/08)
FREE THROW ATT	13	JONES, Chandrea vs Eastern Kentucky (12/01/07)
FT PCT (min 3 made)	1.000 (12-12)	JONES, Chandrea vs #14/13 West Virginia (03/03/08)
REBOUNDS	25	GOODWIN, Fantasia vs Saint Peter's (12/22/07)
ASSISTS	11	HARRIS, Tasha at Seton Hall (02/13/08)
STEALS	5	MORROW, Erica at Seton Hall (02/13/08)
	5	MORROW, Erica vs #1/1 Connecticut (01/15/08)
	5	MICHAEL, Nicole vs Siena (12/28/07)
	5	HARRIS, Tasha vs Maryland Eastern Sho (12/19/07)
	5	MORROW, Erica at #7/6 North Carolina (11/18/07)
BLOCKED SHOTS	6	SIPAVICIUTE, Vaida at #7/6 North Carolina (11/18/07)
TURNOVERS	8	MORROW, Erica vs Cincinnati (02/23/08)
FOULS	5	MICHAEL, Nicole at Georgetown (02/02/08)
	5	JONES, Chandrea vs rv/rv Louisville (01/05/08)
	5	MURRAY, Vionca at #7/6 North Carolina (11/18/07)
	5	GOODWIN, Fantasia at #7/6 North Carolina (11/18/07)

Syracuse's Record When ...

	OVERALL	BIG EAST
Leading at half.....	20-1	8-1
Trailing at half.....	1-5	1-4
Tied at half.....	1-1	1-1
Playing overtime.....	-	-
Shooting 50% or better.....	4-0	2-0
Shooting between 40-49.9%.....	12-1	6-1
Shooting less than 40%.....	6-6	2-5
Opponents shoot 50% or better.....	0-1	0-1
Opponents shoot less than 50%.....	22-6	10-5
Syracuse outrebounds its opponent.....	22-1	10-1
Opponent outrebounds Syracuse.....	0-5	0-4
Teams are tied in rebounds.....	0-1	0-1
Syracuse has 10 or more steals.....	9-3	5-2
Syracuse shoots 70% FT or better.....	13-5	8-4
Scoring less than 50 points.....	0-1	0-1
Scoring 50-59 points.....	0-2	0-2
Scoring 60-69 points.....	7-1	4-1
Scoring 70-79 points.....	10-3	4-2
Scoring 80-89 points.....	5-0	2-0
Scoring 90-99 points.....	-	-
Scoring 100 points or more.....	-	-
Allowing less than 50 points.....	3-0	-
Allowing 50-59 points.....	10-0	4-0
Allowing 60-69 points.....	7-3	5-3
Allowing 70-79 points.....	2-2	1-2
Allowing 80-89 points.....	0-1	0-1
Allowing 90 points or more.....	0-1	-
Bench outscores opponents bench.....	15-4	5-3
Playing at home.....	13-2	6-2
Playing on the road.....	7-5	4-4
Playing on a neutral floor.....	2-0	-
Game is decided by 1-4 points.....	5-1	3-1
Game is decided by 5-10 points.....	4-3	3-3
Game is decided by 11 points or more.....	13-3	4-2
Playing at night.....	10-4	6-4
Playing in the afternoon.....	12-3	4-2
Playing on Monday.....	2-0	1-0
Playing on Tuesday.....	2-2	2-2
Playing on Wednesday.....	3-1	1-1
Playing on Thursday.....	1-0	-
Playing on Friday.....	1-0	-
Playing on Saturday.....	8-3	5-3
Playing on Sunday.....	5-1	1-0
Playing on television.....	4-2	4-2
BETV.....	1-0	1-0
ESPNU.....	1-0	1-0
Catch47.....	1-0	1-0
COX.....	0-1	0-1
CPTV.....	0-1	0-1
CSTV.....	1-0	1-0
Chandrea Jones leads the team in scoring.....	10-2	4-2
Fantasia Goodwin leads the team in scoring.....	4-0	-
Nicole Michael leads the team in scoring.....	4-2	1-2
Erica Morrow leads the team in scoring.....	4-3	4-2
Vionca Murray leads the team in scoring.....	1-0	1-0
Fantasia Goodwin scores 20+ points.....	2-0	1-0
Chandrea Jones scores 20+ points.....	5-0	3-0
Erica Morrow scores 20+ points.....	4-0	4-0
Nicole Michael scores 20+ points.....	1-0	1-0
Fantasia Goodwin leads the team in rebounding.....	10-2	2-2
Chandrea Jones leads the team in rebounding.....	7-3	3-2
Nicole Michael leads the team in rebounding.....	6-1	5-1
Erica Morrow leads the team in rebounding.....	0-3	0-3
Vionca Murray leads the team in rebounding.....	0-1	0-1
Tracy Harbut leads the team in assists.....	1-0	-
Tasha Harris leads the team in assists.....	12-4	5-4
Cintia Johnson leads the team in assists.....	2-1	2-1
Chandrea Jones leads the team in assists.....	1-0	-
Nicole Michael leads the team in assists.....	1-0	-
Erica Morrow leads the team in assists.....	8-4	4-3

Statistical Superlatives

Biggest Syracuse Lead:
49 at Colgate (75-26)

Biggest Syracuse Deficit:
35 at #7/6 North Carolina (95-60)

Biggest Syracuse Lead in a Loss:
9 vs. #1/1 Connecticut (73-34)

Biggest Syracuse Deficit in a Win:
15 vs. Coppin State (37-22)

Biggest Syracuse Halftime Lead:
31 vs. Saint Peter's (44-13)

Biggest Syracuse Halftime Deficit:
25 at #7/6 North Carolina (54-29)

Best Syracuse 1st Half FG%:
62.1 vs. Eastern Kentucky (18-29)

Worst Syracuse 1st Half FG%:
22.5 at #7/6 North Carolina (9-40)

Best Syracuse 2nd Half FG%:
66.7 at Seton Hall (16-24)

Worst Syracuse 2nd Half FG%:
22.2 vs. Siena (6-27)

Best Opp. 1st Half FG%:
50.0 by Providence (11-22)

Worst Opp. 1st Half FG%:
19.2 by #14/13 West Virginia (5-26)

Best Opp. 2nd Half FG%:
58.3 by Georgetown (14-24)

Worst Opp. 2nd Half FG%:
7.4 by Colgate (2-27)

Most Pts by Syracuse in 1st Half:
55 vs. Eastern Kentucky

Least Pts by Syracuse in 1st Half:
18 at #4/4 Rutgers

Most Pts by Syracuse in 2nd Half:
51 vs. rv/rv Louisville & Seton Hall

Least Pts by Syracuse in 2nd Half:
23 vs. #1/1 Connecticut

Most Pts by Opp. in 1st Half:
54 by #7/6 North Carolina

Least Pts by Opp. in 1st Half:
13 by Saint Peter's

Most Pts by Opp. in 2nd Half:
49 by Georgetown & #16/16 Notre Dame

Least Pts by Opp. in 2nd Half:
11 by Colgate

Individual Game Leaders

LED TEAM IN SCORING:
Jones (13), Michael (7), Morrow (6), Goodwin (4), Murray (1)

REACHED DOUBLE FIGURES:
Jones (25), Michael (22), Morrow (20), Goodwin (19), Murray (6), Sipaviciute (5)

30+ POINT GAMES:
-

20+ POINT GAMES:
Jones (5), Morrow (4), Goodwin (2), Michael (1)

15+ POINT GAMES:
Jones (17), Morrow (12), Michael (10), Goodwin (9), Murray (1)

LED TEAM IN REBOUNDING:
Goodwin (12), Jones (10), Michael (7), Morrow (3), Murray (1)

DOUBLE-FIGURE REBOUNDS:
Goodwin (11), Jones (7), Michael (7)

DOUBLE-DOUBLES:
Goodwin (9), Jones (7), Michael (6)

LED THE TEAM IN ASSISTS:
Harris (16), Morrow (12), Johnson (3), Harbut (1), Jones (1), Michael (1)

DOUBLE-FIGURE ASSISTS:
Harris (1)

LED THE TEAM IN STEALS:
Morrow (15), Jones (10), Michael (9), Goodwin (5), Harris (5), Johnson (2), Murray (1), Sipaviciute (1)

LED THE TEAM IN BLOCKS:
Sipaviciute (19), Michael (10), Jones (5), Murray (3), Goodwin (2), Harris (1), Lisnere (1), Morrow (1)

Game-By-Game Starters

vs. Coppin State, 11/17
Harris, Jones, Michael, Morrow, Sipaviciute

at #7/6 North Carolina, 11/18
Harris, Jones, Michael, Morrow, Sipaviciute

vs. LEHIGH, 11/25
Harris, Jones, Michael, Morrow, Sipaviciute

at Colgate, 11/28
Harris, Jones, Michael, Morrow, Sipaviciute

vs. Eastern Kentucky, 12/1
Harris, Jones, Michael, Morrow, Sipaviciute

at Louisiana Monroe, 12/2
Harris, Jones, Michael, Morrow, Sipaviciute

vs. rv/rv PENN STATE, 12/6
Harris, Jones, Michael, Morrow, Sipaviciute

vs. NORTHEASTERN, 12/9
Harris, Jones, Michael, Morrow, Sipaviciute

at Princeton, 12/16
Harris, Jones, Michael, Morrow, Sipaviciute

vs. MARYLAND EASTERN SHORE, 12/19
Harris, Jones, Michael, Morrow, Sipaviciute

vs. SAINT PETER'S, 12/22
Harris, Jones, Michael, Morrow, Sipaviciute

vs. SIENA, 12/28
Harris, Jones, Michael, Morrow, Sipaviciute

vs. ST. BONAVENTURE, 12/31
Harris, Jones, Michael, Morrow, Sipaviciute

vs. rv/rv LOUISVILLE *, 1/5
Harris, Jones, Michael, Morrow, Sipaviciute

at rv/rv Pittsburgh *, 1/9
Harris, Jones, Michael, Morrow, Sipaviciute

at USF *, 1/12
Harris, Jones, Michael, Morrow, Sipaviciute

vs. #1/1 CONNECTICUT *, 1/15
Harris, Jones, Michael, Morrow, Sipaviciute

at Villanova *, 1/19
Harris, Jones, Michael, Morrow, Sipaviciute

vs. ST. JOHN'S *, 1/26
Harris, Jones, Michael, Morrow, Sipaviciute

at #23/24 DePaul *, 1/29
Harris, Jones, Michael, Morrow, Sipaviciute

at Georgetown *, 2/2
Harris, Jones, Michael, Morrow, Sipaviciute

vs. MARQUETTE *, 2/10
Harris, Jones, Michael, Morrow, Sipaviciute

at Seton Hall *, 2/13
Harris, Jones, Michael, Morrow, Sipaviciute

vs. #16/16 NOTRE DAME *, 2/16
Harris, Jones, Michael, Morrow, Sipaviciute

at Providence *, 2/19
Harris, Jones, Michael, Morrow, Sipaviciute

vs. CINCINNATI *, 2/23
Harris, Jones, Michael, Morrow, Sipaviciute

vs. GEORGETOWN *, 2/26
Harris, Jones, Michael, Morrow, Sipaviciute

at #4/4 Rutgers *, 3/1
Harris, Jones, Michael, Morrow, Sipaviciute

at #14/13 WEST VIRGINIA *, 3/3
Harris, Jones, Michael, Morrow, Sipaviciute

* - - PLAYER IN BOLD CAPS DENOTES CHANGE IN LINE-UP FROM PREVIOUS GAME

SYRACUSE INDIVIDUAL**Scored 30 Points:** Nicole Michael (31) vs. Cincinnati, Feb. 26, 2007**Scored 35 Points:** Vaida Sipaviciute (41) vs. Colgate, Nov. 29, 2005***Scored 40 Points:** Vaida Sipaviciute (41) vs. Colgate, Nov. 29, 2005***Scored 20 Points in a Half:** Vaida Sipaviciute (23) 2nd Half vs. Albany, Dec. 20, 2005**A Player Had 25 Points or More in Three Straight Games:** Never Happened**Two Players had 25 Points:** Paula Moore (28) and Beth Record (27) vs. West Virginia, Feb.10, 1999**Three Players had 20 Points:** Jenny Eckhart (23), Vaida Sipaviciute (22), Tracy Harbut (21) vs. Canisius, Dec. 4, 2005**Seven Players Scored Double Figures:** Caryn Schoff (20), Paula Moore (16), Nichole Oliver (13), Leigh Aziz (10), Beth Record (10), Jaime James (10) and Ernestine Austin (10), vs. Lafayette, Dec. 4, 1998**Nine Players Scored Double Figures:** Never Happened**Two Players Had Double-Figure Rebounds:** Nicole Michael (12) and Chandra Jones (10) at Villanova, Jan. 19, 2008**Triple-Double:** Chris Palombi (20 pts./18 reb./14 blocks) vs. Georgetown, Jan. 13, 1984**Triple-Double (Points, Rebounds, Assists):** Never Happened**Five Blocked Shots:** Vaida Sipaviciute (5) vs. Maryland Eastern Shore, Dec. 19, 2007**Had 20 rebounds:** Fantasia Goodwin (25) vs. Saint Peter's, Dec. 22, 2007***Had 15 rebounds:** Nicole Michael (15) at South Florida, Jan. 12, 2008**Three Players Had Double-Figure Rebounds:** Tonya Hendrix (12), Daneen Hopson (11) and Angela Alston (10) at Providence, Feb.1, 1989**Three Players Had Double-Doubles:** Tonya Hendrix (11pts. /12 reb.), Angela Alston (11pts. /10 reb.) and Daneen Hopson (10 pts./ 11 reb.) at Providence, Feb.1, 1989**Double-Double in Points and Assists:** Tracy Harbut (19 pts./12 assts.) vs. Massachusetts, Dec. 10, 2005**Double-Double in Points and Assists in consecutive Games:** Never Happened**Eight Double-Doubles in a row:** Never Happened**20 Points and 20 Rebounds in the Same Game:** Vaida Sipaviciute (41pts. /21 reb.) vs. Colgate, Nov. 29, 2005**30 Points and 20 Rebounds in the Same Game:** Vaida Sipaviciute (41pts. /21 reb.) vs. Colgate, Nov. 29, 2005**40 Points and 20 Rebounds in the Same Game:** Vaida Sipaviciute (41pts. /21 reb.) vs. Colgate, Nov. 29, 2005**Two Players Had Double-Doubles:** Chandra Jones (25 pts/10 rebs) and Nicole Michael (18 pts/12 reb) at Villanova, Jan. 19, 2008**10 Assists:** Tasha Harris (11) at Seton Hall, Feb. 13, 2008**15 Assists:** Libby McNulty (15) vs. Howard, Dec. 4, 1982***10 Blocked Shots:** Holly Oslander (10) vs. Marquette, Dec. 28, 1992**A Player Had Back-to-Back 30-Point Games:** Julie McBride (36) at Seton Hall, Feb. 14, 2004 and (31) vs. Miami (Fla.), Feb.18, 2004**Led Syracuse in Points, Rebounds and Assists:** Nicole Michael (16 points, 8 rebounds and 5 assists) vs. Colgate, Nov. 28, 2006**Led Syracuse in Points, Rebounds, Assists, and Steals:** Tracy Harbut (24 points, 6 rebounds, 6 assists and 2 steals) vs. Louisville, Jan. 3, 2006**Hit a shot at the buzzer to win a game:** Leaf Newman at Seton Hall, Dec. 5, 2001**Played Every Minute:** Erica Morrow (40) at No. 4/4 Rutgers, March 1, 2008**Played 50 Minutes:** Never Happened

* school record

SYRACUSE TEAM**Had 50 Rebounds:** 50 at Villanova, Jan. 19, 2008**Attempted Less Than Five Free Throws:** 3 vs. Binghamton (made 1), Dec. 17, 2005**Shot 60 Percent in a Half:** .667 (16-24) 2nd Half at Seton Hall, Feb. 13, 2008**Shot Under 30 Percent in a Half:** .250 (7-28) 2nd Half vs. #1/1 Connecticut, Jan. 15, 2008**Shot Under 30 Percent in a Game:** .292 (21-72) at #7/6 North Carolina, Nov. 18, 2007**Shot 50 Percent Both Halves:** .581 (18-31) and .565 (13-23) vs. Northeastern, Dec. 9, 2007**Shot 70 Percent for a Half:** .730 (19-26) vs. Binghamton, Dec. 4, 2004**Shot 60 Percent in a Game:** .608 (31-51) at Pepperdine, Nov. 25, 1998**Shot 60 Percent in Both Halves:** .600 (18-30) 1st half and .605 (23-38) 2nd half vs. Utica, Feb. 1, 1984**Shot 60 Percent in Consecutive Games:** Never Happened**Shot 50 Percent in Both Halves in Four consecutive Games:** Never Happened**Shot 50 Percent in Four Consecutive Games:** .527 (29-55) at La Salle, Dec. 30, 1980, .564 (35-62) vs. McGill, Jan. 6, 1981, .500 (32-64) at McGill, Jan. 9, 1981 and .540 (27-50) vs. Massachusetts, Jan. 16, 1981**Shot 90 Percent Free Throws (min. 10 attempts):** .909 (20-22) at Seton Hall, Feb. 13, 2008**Shot Under 50 Percent Free Throws (min. 10 attempts):** .400 (6-15) vs. Rhode Island, Dec. 2, 2006**Made 10 3-Pointers:** 11 vs. UC Davis, Dec. 3, 2006**Did Not Make a 3-Pointer:** vs. Connecticut (0-4), Feb. 22, 2006**Scored 90 Points:** 91 vs. Canisius, Dec. 4, 2005**Scored 100 Points (BIG EAST Game):** 102 vs. West Virginia, Feb. 10, 1999**Scored 100 Points (non-BIG EAST game):** 102 vs. Lafayette, Dec. 4, 1998**Scored 100 Points in Consecutive Games:** Never Happened**Scored 100 Points in Three Consecutive BIG EAST Games:** Never Happened**Played Two Overtimes:** see next category**Played Three Overtimes:** vs. Lafayette, Dec. 4, 1998**Played Four Overtimes:** Never Happened**Lost an Overtime Game:** vs. Miami, (75-71), Jan. 16, 2002**Won an Overtime Game:** vs. Providence (77-76), Jan. 28, 2006**Scored 70 Points in a Half:** Never Happened**Attempted 50 Free Throws:** 51 vs. Maryland Eastern Shore, Dec. 19, 2007**Made 40 Free Throws:** Never Happened**2007-08 SYRACUSE WOMEN'S BASKETBALL**

The Last Time That ...



OPPONENT INDIVIDUAL

Scored 40 Points: 42 by Jennifer Bednarek of Penn State, Jan. 31, 1979

Scored 35 Points: 35 by Rebekkah Brunson of Georgetown, Feb. 25, 2004

Five Players Had Double-Figure Points: Rashanda McCants (27), Erlana Larkins (15), LaToya Pringle (11), Jessica Breland (10), Heather Claytor (10), at #7/6 North Carolina, Nov. 18, 2007

Seven Players Had Double-Figure Points: Rosanne Bohman (16), Mollie Peirick (15), Katryna Gaither (14), Beth Morgan (11), Kari Hutchinson (11), Sheila McMillen (11) and Jeannine Augustin (10) at Notre Dame, Feb. 6, 1997

Two Players Had Double-Figure Rebounds: Charel Allen (12) and Erica Williamson (11) of #16/16 Notre Dame, Feb. 16, 2008

Three Players Had Double-Figure Rebounds: Bethany LeSueur (11), Varda Tamoulianis (11), Kieraah Marlow (10) of Georgetown, March 1, 2005

Double-Double in Points and Rebounds: Jill Stephens (10 pts./14 rebs.) of Cincinnati, Feb. 23, 2008

Two Players Had Double-Doubles: Charel Allen (22 pts./12 rebs.) and Erica Williamson (14 pts./11 rebs.) of #16/16 Notre Dame, Feb. 16, 2008

Three Players Had Double-Doubles: Varda Tamoulianis (21 pts. /11 reb.), Bethany LeSueur (14 pts. /11 reb.), Kieraah Marlow (13 pts./10 reb.) of Georgetown, March 1, 2005

20 Rebounds: 20 by Gail Koziara of Dartmouth, March 13, 1981

Double-Double in Points and Assists: Yolanda Paige (15 points and 13 assists) at West Virginia, Jan. 26, 2005

10 Assists: Yolanda Paige (13) of West Virginia, Jan. 26, 2005

15 Assists: Never Happened

Led Team in Scoring, Rebounds and Assists: Addie Micir, (18 points, 6 rebounds and 4 assists) of Princeton, Dec. 16, 2007

Five Blocked Shots: 5 by Letitia Curry of Seton Hall, Feb. 13, 2008

Five Steals: 5 by Letitia Curry of Seton Hall, Feb. 13, 2008

OPPONENT TEAM

Shot Under 50 Percent Free Throws: .400 (4-10) by No. 4/4 Rutgers, March 1, 2008

Shot Under 30 Percent in a Half: .192 (5-26) 1st half by No. 14/13 West Virginia, March 3, 2008

Shot Under 30 Percent in a Game: .232 (13-56) by Saint Peter's, Dec. 22, 2007

Shot 50 Percent in Both Halves: .556 (20-36) and .541 (20-37) by Louisville, Feb. 10, 2007

Shot 100 Percent Free Throws: 1.000 (7-7) by Cornell, Dec. 29, 2005

Shot 60 Percent in a Game: .620 (31-50) by Michigan, Nov. 25, 2001

Shot 60 Percent for a Half: .620 (15-24) 1st half by Michigan, Nov. 25, 2001

Shot 70 Percent for A Half: .760 (19-25) 2nd half by Connecticut, Feb.23, 1999

Shot 70 Percent in a Game: .762 (32-42) by Boston College, Jan. 9, 1989

Shot 90 Percent Free Throws: .900 (18-20) by Providence, Feb. 18, 2008

Shot Under 20 Percent in a Half: .192 (5-26) 1st half by No. 14/13 West Virginia, March 3, 2008

Made 10 3-pointers: No. 4/4 Rutgers (10), March 1, 2008

Did Not Make a 3-pointer: Colgate (0-13), Nov. 28, 2007

Scored 100 Points: Connecticut (100), Feb.18, 2000

Syracuse Game Records

POINTS

Player	Pts.	Opponent	Date
1. Vaida Sipaviciute	41	Colgate	Nov. 11, 2005

FIELD GOALS MADE

Player	FGM	Opponent	Date
1. Martha Mogish	18	William Smith	Jan. 24, 1978

FIELD GOALS ATTEMPTS

Player	FGA	Opponent	Date
1. Vaida Sipaviciute	28	Niagara	Nov. 26, 2005

FIELD GOAL PERCENTAGE (min. 9 made)

Player	Pct.	Opponent	Date
1. Kristen McCory	.909 (10-11)	St. John's	Dec. 9, 1995

3-POINT FIELD GOALS MADE

Player	FGM	Opponent	Date
1. Simone Courtlandt	8	Drake	Dec. 3, 1988

3-POINT FIELD GOALS ATTEMPTS

Player	FGA	Opponent	Date
1. Jaime James	17	Miami	Feb. 26, 2000
Teakyta Barnes	17	St. John's	Feb. 15, 1998

3-POINT FIELD GOAL PERCENTAGE (min. 4 made)

Player	Pct.	Opponent	Date
1. Julie McBride	1.000 (4-4)	Connecticut	Feb. 13, 2002
Julie McBride	1.000 (4-4)	Miami	Jan. 8, 2003

FREE THROWS MADE

Player	FTM	Opponent	Date
1. Julie McBride	14	Binghamton	Nov. 22, 2003
Kim Dick	14	Boston University	Jan. 5, 1982

FREE THROWS ATTEMPTS

Player	FTA	Opponent	Date
1. Harriett Novarr	21	Cortland	Feb. 23, 1976

FREE THROW PERCENTAGE (min. 10 made)

Player	Pct.	Opponent	Date
1. Kim Dick	1.000 (14-14)	Boston University	Jan. 5, 1982
Nicole Michael	1.000 (12-12)	Cincinnati	Feb. 26, 2007
Anne Flannery	1.000 (11-11)	Michigan	Dec. 30, 1982
Julie McBride	1.000 (11-11)	Long Beach St.	Nov. 17, 2001

REBOUNDS

Player	Rebs.	Opponent	Date
1. Fantasia Goodwin	25	Saint Peter's	Dec. 22, 2007

ASSISTS

Player	Asst.	Opponent	Date
1. Libby McNulty	15	Howard	Dec. 4, 1982
Libby McNulty	15	LaSalle	Dec. 29, 1980

STEALS

Player	Stls.	Opponent	Date
1. Janice Long	9	Iona	Jan. 15, 1984

BLOCKED SHOTS

Player	Blk.	Opponent	Date
1. Martha Mogish	16	Colgate	Jan. 27, 1978



Season/Career Highs

Points

Season: 8 vs. St. John's (01/26/08)
 Career: 8 vs. St. John's (01/26/08)

Field Goals

Season: 3 vs. St. John's (01/26/08)
 Career: 3 vs. St. John's (01/26/08)

Field-Goal Attempts

Season: 7 at Colgate (11/28/07)
 Career: 7 at Colgate (11/28/07)

3-PT Field Goals

Season: 2 vs. St. John's (01/26/08)
 Career: 2 vs. St. John's (01/26/08)

3-PT Field Goal Attempts

Season: 4 at Georgetown (02/02/08)
 Career: 4 at Georgetown (02/02/08)

Free Throws

Season: 3 vs. Siena (12/28/07)
 Career: 3 vs. Siena (12/28/07)

Free-Throw Attempts

Season: 4 vs. Siena (12/28/07)
 Career: 4 vs. Siena (12/28/07)

Offensive Rebounds

Season: 1 4x, at South Florida (01/12/07)
 Career: 1 4x, at South Florida (01/12/07)

Defensive Rebounds

Season: 3 vs. Northeastern (12/9/07)
 Career: 3 vs. Northeastern (12/9/07)

Total Rebounds

Season: 4 vs. Northeastern (12/9/07)
 Career: 4 vs. Northeastern (12/9/07)

Assists

Season: 2 at North Carolina (11/18/07)
 Career: 2 at North Carolina (11/18/07)

Steals

Season: 1 vs. Siena (12/28/07)
 Career: 1 vs. Siena (12/28/07)

Blocks

Season: - N/A
 Career: - N/A

Minutes

Season: 23 2x, at Colgate (11/28/07)
 Career: 23 2x, at Colgate (11/28/07)

2007-08 Game-by-Game Statistics

Opponent	MP	FG-A	3FG-A	FT-A	O-D-T	PF	A	TO	B	S	PTS
vs. Coppin State #	2	0-0	0-0	0-0	0-0-0	0	0	0	0	0	0
at North Carolina	23	0-3	0-2	0-0	0-2-2	0	2	1	0	0	0
LEHIGH !	12	0-2	0-2	0-0	0-1-1	1	0	0	0	0	0
at Colgate	23	1-7	0-3	0-0	1-0-1	1	1	1	0	0	2
vs. Eastern Kentucky \$	9	1-5	0-3	0-0	0-2-2	2	1	1	0	0	2
at Louisiana Monroe	6	1-1	1-1	0-0	0-0-0	1	0	0	0	0	3
PENN STATE	1	0-0	0-0	0-0	0-0-0	0	0	0	0	0	0
NORTHEASTERN	13	0-2	0-0	2-2	1-3-4	0	1	0	0	0	2
at Princeton	9	0-3	0-2	0-0	0-0-0	0	0	0	0	0	0
MARYLAND EASTERN SHORE	12	0-0	0-0	0-0	0-1-1	1	1	2	0	0	0
SAINT PETERS	12	2-4	1-3	0-0	0-1-1	0	1	0	0	0	5
SIENA	2	0-0	0-0	3-4	0-1-1	0	0	0	0	1	3
ST. BONAVENTURE	11	2-2	1-1	0-0	0-1-1	0	1	0	0	0	5
LOUISVILLE*	15	1-3	1-3	0-0	1-0-1	1	0	1	0	0	3
at Pittsburgh *	14	1-1	1-1	0-0	0-0-0	2	0	0	0	0	3
at USF *	11	0-2	0-0	0-0	1-0-1	0	0	0	0	0	0
CONNECTICUT *	5	0-0	0-0	0-0	0-0-0	0	0	0	0	0	0
at Villanova *	9	0-0	0-0	0-0	0-1-1	1	0	0	0	0	0
ST. JOHN'S *	13	3-4	2-3	0-0	0-1-1	0	1	0	0	0	8
at DePaul *	6	1-2	1-2	0-0	0-0-0	0	1	0	0	0	3
at Georgetown *	16	1-4	1-4	0-0	0-1-1	2	0	0	0	0	3
MARQUETTE *	3	0-1	0-1	0-0	0-0-0	0	0	0	0	0	0
at Seton Hall *	4	0-1	0-1	2-2	0-0-0	0	0	0	0	0	2
NOTRE DAME *	5	0-0	0-0	0-0	0-0-0	0	0	0	0	0	0
at Providence *	3	0-0	0-0	0-0	0-0-0	1	0	1	0	0	0
CINCINNATI *	4	0-1	0-1	0-0	0-0-0	0	1	0	0	0	0
GEORGETOWN *	2	0-0	0-0	0-0	0-0-0	0	1	0	0	0	0
at Rutgers *	0	0-0	0-0	0-0	0-0-0	0	0	0	0	0	0
WEST VIRGINIA *	1	0-0	0-0	0-0	0-0-0	0	0	0	0	0	0

Home games in CAPS

* - BIG EAST Game

! - Manley Field House

- at North Carolina

\$ - at Louisiana-Monroe

2007-08 Notes

Freshman guard **Marisa Gobuty (Herzalyia, Israel)** is one of four freshmen on the team and has played in 28 games • At DePaul, she scored three points behind 1-of-2 shooting from behind the arc • Against St. John's, she was 3-of-4 from the field, including 2-of-3 from three-point range for a career-high eight points • At Pittsburgh, she was 1-for-1 from 3-point range • Against Louisville, she was 1-of-3 from behind the 3-point line • Against St. Bonaventure, she scored five points by shooting 2-for-2 • Against Siena, she was 3-for-4 from the line en route to three points • Against Saint Peter's, she scored five points • Against Northeastern, she tallied two points and grabbed a career-high four rebounds • At Louisiana Monroe, scored three points • Against Eastern Kentucky, she tallied two points • At Colgate, she scored her first career bucket • Against Lehigh, she played 12 minutes and had one rebound • At North Carolina, she played 23 minutes, recording two assists and two rebounds (both defensive) • Against Coppin State, she saw her first collegiate action.

Career Statistics

YEAR	G/GS	MP/AVG	FG-FGA	PCT	3FG-3FGA	3PCT	FT-FTA	PCT	REB/AVG	A	TO	BS	S	PTS/AVG
2007-08	28/0	246/8.8	14-48	.292	9-33	.273	7-8	.875	19/0.7	11	7	0	1	44/1.6



2007-08 Game-by-Game Statistics

Opponent	MP	FG-A	3FG-A	FT-A	O-D-T	PF	A	TO	B	S	PTS
vs. Coppin State #	23	1-1	0-1	1-1	0-2-2	2	2	3	0	0	3
at North Carolina	9	2-2	0-0	0-0	0-0-0	2	1	2	0	0	4
LEHIGH !	17	1-2	0-0	0-0	2-1-3	1	4	2	0	0	2
at Colgate	15	0-1	0-0	2-2	2-4-6	1	4	1	0	2	2
vs. Eastern Kentucky \$	20	1-1	0-0	0-0	0-0-0	1	4	1	1	0	2
at Louisiana Monroe	8	0-0	0-0	0-0	0-0-0	3	0	0	0	0	0
PENN STATE	10	0-0	0-0	0-0	0-0-0	1	0	0	0	0	0
NORTHEASTERN	16	1-1	0-0	1-3	0-2-2	2	4	3	0	2	3
at Princeton	12	0-0	0-0	0-0	1-0-1	1	0	1	0	0	0
MARYLAND EASTERN SHORE	16	0-0	0-0	1-4	1-1-2	1	2	0	0	1	1
SAINT PETER'S	16	0-0	0-0	0-0	0-3-3	1	3	2	0	0	0
SIENA	18	0-2	0-0	0-2	1-1-2	1	0	0	0	1	0
ST. BONAVENTURE	16	0-2	0-1	0-0	0-0-0	0	1	0	0	1	0
LOUISVILLE*	19	0-0	0-0	0-0	1-0-1	0	4	1	0	2	0
at Pittsburgh *	4	0-0	0-0	0-0	0-0-0	1	0	0	0	0	0
at USF *	1	0-0	0-0	0-0	0-0-0	0	0	2	0	0	0
CONNECTICUT *	19	0-2	0-0	1-3	1-0-1	2	4	1	0	2	1
at Villanova *	21	1-1	0-0	1-2	0-2-2	2	4	3	0	0	3
ST. JOHN'S *	19	0-1	0-0	2-4	0-1-1	1	2	1	0	1	2
at DePaul *	2	0-0	0-0	0-0	0-0-0	0	0	2	0	0	0
at Georgetown *	0	0-0	0-0	0-0	0-0-0	0	0	0	0	0	0
MARQUETTE *	5	0-0	0-0	0-0	0-1-1	0	1	1	0	0	0
at Seton Hall *	9	1-1	0-0	0-0	0-1-1	1	1	0	0	0	2
NOTRE DAME *	9	0-0	0-0	0-0	0-1-1	0	1	2	0	0	0
at Providence *	7	0-0	0-0	0-0	0-0-0	0	0	0	0	0	0
CINCINNATI *	18	0-1	0-0	0-1	0-2-2	0	1	0	0	3	0
GEORGETOWN *	21	0-0	0-0	0-0	0-1-1	1	5	0	0	1	0
at Rutgers *	1	0-0	0-0	0-0	0-0-0	0	0	0	0	0	0
WEST VIRGINIA *	11	0-1	0-0	0-0	1-0-1	3	2	1	0	1	0

Home games in CAPS

* - BIG EAST Game

! - Manley Field House

- at North Carolina

\$ - at Louisiana-Monroe

2007-08 Notes

Junior guard **Cintia Johnson (Syracuse, N.Y.)** has played in 28 games this season • Against Georgetown, she dished out a season-high five assists • Against Villanova, she had three points and four assists • At Northeastern she scored three points and dished out four assists • At Colgate, she scored two points and dished out a season-high four assists and a season-best six rebounds • Against Lehigh, she totaled two points and posted four assists and three rebounds • At North Carolina, she registered four points • Against Coppin State, she scored three points off the bench.

Career Statistics

YEAR	G/GS	MP/AVG	FG-FGA	PCT	3FG-3FGA	3PCT	FT-FTA	PCT	REB/AVG	A	TO	BS	S	PTS/AVG
2005-06	26/18	546/21.0	26-65	.400	0-2	.000	27-62	.435	69/2.7	54	64	1	29	79/3.0
2006-07	29/29	953/32.9	44-132	.333	0-7	.000	50-91	.549	118/4.1	113	85	2	42	138/4.8
2007-08	28/0	362/12.9	8-19	.421	0-1	.000	9-22	.409	33/1.2	50	30	1	18	25/0.9
Totals	83/47	1861/22.4	78-216	.361	0-10	.000	86-175	.491	220/2.7	217	179	4	89	242/2.9

Season/Career Highs

Points
 Season: 4 at North Carolina (11/18/07)
 Career: 14 vs. Loyola (12/19/06)

Field Goals
 Season: 2 at North Carolina (11/18/07)
 Career: 4 2x, vs. Loyola (12/19/06)

Field-Goal Attempts
 Season: 2 5x, vs. Connecticut (01/15/08)
 Career: 11 at Penn State (11/12/06)

3-PT Field Goals
 Season: - N/A
 Career: - N/A

3-PT Field Goal Attempts
 Season: 1 vs. Coppin State (11/17/07)
 Career: 2 at St. John's (12/7/06)

Free Throws
 Season: 2 2x, vs. St. John's (01/26/08)
 Career: 6 2x, vs. Loyola (12/19/06)

Free-Throw Attempts
 Season: 4 2x, vs. St. John's (01/26/08)
 Career: 10 vs. St. John's (2/25/06)

Offensive Rebounds
 Season: 2 2x, at Colgate (11/28/07)
 Career: 5 3x, vs. DePaul (2/20/07)

Defensive Rebounds
 Season: 4 at Colgate (11/28/07)
 Career: 7 at Louisville (2/12/06)

Total Rebounds
 Season: 6 at Colgate (11/28/07)
 Career: 9 3x, vs. DePaul (2/20/07)

Assists
 Season: 5 vs. Georgetown (02/26/08)
 Career: 9 vs. South Florida (01/28/07)

Steals
 Season: 3 vs. Cincinnati (02/23/08)
 Career: 8 vs. Seton Hall (2/03/07)

Blocks
 Season: 1 vs. Eastern Kentucky (12/01/07)
 Career: 1 4x, vs. Eastern Kentucky (12/01/07)

Minutes
 Season: 23 vs. Coppin State (11/17/07)
 Career: 39 3x, at Connecticut (1/13/07)



Season/Career Highs

Points		
Season:	17	at DePaul (1/29/08)
Career:	17	at DePaul (1/29/08)

Field Goals

Season:	7	at DePaul (1/29/08)
Career:	7	at DePaul (1/29/08)

Field-Goal Attempts

Season:	9	vs. UMES (12/19/07)
Career:	9	vs. UMES (12/19/07)

3-PT Field Goals

Season:	-	N/A
Career:	-	N/A

3-PT Field Goal Attempts

Season:	-	N/A
Career:	-	N/A

Free Throws

Season:	6	3x, vs. Marquette (02/10/08)
Career:	6	3x, vs. Marquette (02/10/08)

Free-Throw Attempts

Season:	8	2x, at Villanova (01/19/08)
Career:	8	2x, at Villanova (01/19/08)

Offensive Rebounds

Season:	4	3x, at DePaul (1/29/08)
Career:	4	3x, at DePaul (1/29/08)

Defensive Rebounds

Season:	4	2x, at Seton Hall (02/13/08)
Career:	4	2x, at Seton Hall (02/13/08)

Total Rebounds

Season:	8	at Colgate (11/28/07)
Career:	8	at Colgate (11/28/07)

Assists

Season:	2	vs. Penn State (12/6/07)
Career:	2	vs. Penn State (12/6/07)

Steals

Season:	3	vs. Connecticut (01/15/08)
Career:	3	vs. Connecticut (01/15/08)

Blocks

Season:	2	vs. Notre Dame (02/16/08)
Career:	2	vs. Notre Dame (02/16/08)

Minutes

Season:	30	at Rutgers (03/01/08)
Career:	30	at Rutgers (03/01/08)

2007-08 Game-by-Game Statistics

Opponent	MP	FG-A	3FG-A	FT-A	O-D-T	PF	A	TO	B	S	PTS
vs. Coppin State #	21	4-5	0-0	1-2	3-1-4	0	1	1	0	0	9
at North Carolina	22	2-7	0-0	4-4	2-2-4	5	0	1	0	1	8
LEHIGH !	24	3-5	0-0	3-4	4-2-6	1	0	3	1	0	9
at Colgate	16	1-5	0-0	2-3	4-4-8	1	0	2	0	1	4
vs. Eastern Kentucky \$	14	1-2	0-0	2-2	1-0-1	2	0	2	0	1	4
at Louisiana Monroe	12	1-2	0-0	2-2	1-1-2	0	0	0	0	0	4
PENN STATE	21	4-4	0-0	1-1	2-2-4	1	2	0	1	1	9
NORTHEASTERN	16	3-5	0-0	5-6	2-1-3	0	0	1	1	0	11
at Princeton	17	2-7	0-0	0-3	2-2-4	2	0	0	0	0	4
MARYLAND EASTERN SHORE	18	4-9	0-0	3-8	2-3-5	2	0	1	1	2	11
SAINT PETERS	17	3-5	0-0	6-7	2-1-3	3	0	1	0	0	12
SIENA	5	1-2	0-0	0-0	1-0-1	1	0	1	0	0	2
ST. BONAVENTURE	15	1-7	0-0	0-0	2-1-3	2	1	0	0	0	2
LOUISVILLE*	7	2-2	0-0	0-0	0-1-1	0	0	1	1	0	4
at Pittsburgh *	0	0-0	0-0	0-0	0-0-0	0	0	0	0	0	0
at USF *	2	0-0	0-0	0-0	0-0-0	0	0	0	0	0	0
CONNECTICUT *	20	2-3	0-0	2-2	1-2-3	4	1	0	0	3	6
at Villanova *	14	2-6	0-0	6-8	3-0-3	0	0	1	0	0	10
ST. JOHN'S *	20	2-5	0-0	3-4	1-2-3	3	0	1	1	1	7
at DePaul *	24	7-8	0-0	3-3	4-1-5	4	0	0	0	0	17
at Georgetown *	20	4-5	0-0	3-4	2-2-4	2	0	0	0	0	11
MARQUETTE *	20	1-2	0-0	6-6	2-2-4	2	0	1	1	0	8
at Seton Hall *	15	1-2	0-0	4-4	2-4-6	1	0	2	1	0	6
NOTRE DAME *	17	1-4	0-0	3-4	0-0-0	2	0	0	2	0	5
at Providence *	17	0-1	0-0	3-5	3-3-6	1	0	0	0	1	3
CINCINNATI *	18	3-6	0-0	2-2	2-1-3	0	0	1	1	0	8
GEORGETOWN *	26	1-2	0-0	4-4	1-2-3	4	1	4	1	1	6
at Rutgers *	30	4-4	0-0	1-1	0-2-2	3	0	3	0	1	9
WEST VIRGINIA *	18	0-2	0-0	2-2	0-1-1	4	0	3	0	1	2

Home games in CAPS

* - BIG EAST Game

! - Manley Field House

- at North Carolina

\$ - at Louisiana-Monroe

2007-08 Notes

Sophomore forward **Vionca Murray (Rosedale, N.Y.)** transferred from Virginia Tech following the 2006-07 campaign • She is fifth on the team with 6.8 points and 3.3 rebounds per game • At Rutgers, totaled nine points in a career-high 30 minutes played • Against Georgetown, scored six points • Against Cincinnati, she scored eight points behind 3-of-6 shooting • At Providence, she scored three points and pulled down six rebounds • Against Notre Dame, she scored five points and made a career-high two blocks • At Seton Hall, she scored six points and grabbed six boards, including a career-high tying four defensive rebounds • Against Marquette, she scored eight points and was 6-for-6 from the charity stripe • At Georgetown, she scored 11 points behind 4-of-5 shooting • At DePaul, she shot 7-of-8 for a career-high 17 points and grabbed five rebounds, including a career-high tying four offensive boards • Against St. John's, she tallied seven points • At Villanova, she scored 10 points • Against Connecticut, she scored six points and made a career-high three steals • Against Louisville, she scored four points • Against St. Bonaventure, she scored two points and grabbed three boards • Against Saint Peter's, she scored in double-figures by posting 12 points • Against Maryland Eastern Shore, she had 11 points • At Princeton, she had four points and four rebounds • Against Northeastern, she scored 11 points • Against Penn State, she tallied nine points • At Louisiana Monroe she notched four points • Against Eastern Kentucky, she scored four points • At Colgate, she had four points and grabbed a career-high eight rebounds • Against Lehigh, she tallied nine points and six rebounds • At North Carolina, she scored eight points and grabbed four rebounds • Against Coppin State, she tallied nine points and pulled down four rebounds.

Career Statistics

YEAR	G/GS	MP/AVG	FG-FGA	PCT	3FG-3FGA	3PCT	FT-FTA	PCT	REB/AVG	A	TO	BS	S	PTS/AVG
2007-08	28/0	486/17.4	60-117	.513	0-0	.000	71-91	.780	92/3.3	6	30	12	14	191/6.8



Season/Career Highs

Points
 Season: 9 2x. vs. West Virginia (03/03/08)
 Career: 9 2x. vs. West Virginia (03/03/08)

Field Goals
 Season: 4 vs. St. Bonaventure (12/31/07)
 Career: 4 vs. St. Bonaventure (12/31/07)

Field-Goal Attempts
 Season: 9 at Rutgers (03/01/08)
 Career: 9 at Rutgers (03/01/08)

3-PT Field Goals
 Season: 3 vs. West Virginia (03/03/08)
 Career: 3 vs. West Virginia (03/03/08)

3-PT Field Goal Attempts
 Season: 4 5x, at Rutgers (03/01/08)
 Career: 4 5x, at Rutgers (03/01/08)

Free Throws
 Season: 2 7x, vs. Marquette (02/10/08)
 Career: 2 7x, vs. Marquette (02/10/08)

Free-Throw Attempts
 Season: 4 vs. Eastern Kentucky (12/01/07)
 Career: 4 vs. Eastern Kentucky (12/01/07)

Offensive Rebounds
 Season: 1 5x, at Georgetown (02/02/08)
 Career: 1 5x, at Georgetown (02/02/08)

Defensive Rebounds
 Season: 3 at Colgate (11/28/07)
 Career: 3 at Colgate (11/28/07)

Total Rebounds
 Season: 4 at Colgate (11/28/07)
 Career: 4 at Colgate (11/28/07)

Assists
 Season: 11 at Seton Hall (02/13/08)
 Career: 11 at Seton Hall (02/13/08)

Steals
 Season: 5 UMES (12/19/07)
 Career: 5 UMES (12/19/07)

Blocks
 Season: 1 vs. Cincinnati (02/23/08)
 Career: 1 vs. Cincinnati (02/23/08)

Minutes
 Season: 39 at Rutgers (03/01/08)
 Career: 39 at Rutgers (03/01/08)

2007-08 Game-by-Game Statistics

Opponent	MP	FG-A	3FG-A	FT-A	O-D-T	PF	A	TO	B	S	PTS
vs. Coppin State #	7	0-1	0-1	0-0	0-0-0	0	0	1	0	1	0
at North Carolina	6	1-2	0-1	0-0	0-0-0	0	0	1	0	1	2
LEHIGH !	9	0-3	0-2	0-0	0-2-2	0	0	1	0	0	0
at Colgate	24	0-3	0-1	1-2	1-3-4	0	5	2	0	3	1
vs. Eastern Kentucky \$	10	0-2	0-0	2-4	0-0-0	2	1	1	0	0	2
at Louisiana Monroe	26	2-5	2-3	0-0	0-2-2	0	4	6	0	1	6
PENN STATE	23	1-7	1-4	2-2	0-1-1	0	5	2	0	2	5
NORTHEASTERN	21	2-4	2-4	0-0	0-1-1	1	7	3	0	1	6
at Princeton	27	3-6	1-2	2-2	0-1-1	1	4	1	0	1	9
MARYLAND EASTERN SHORE	24	1-4	0-2	2-4	1-1-2	1	3	2	0	5	4
SAINT PETER'S	24	1-3	0-1	2-2	1-2-3	1	6	3	0	1	4
SIENA	25	0-2	0-0	0-0	0-1-1	1	5	1	0	0	0
ST. BONAVENTURE	26	4-5	0-1	0-0	0-1-1	1	8	1	0	2	8
LOUISVILLE*	12	1-2	1-2	1-2	0-0-0	4	1	4	0	0	4
at Pittsburgh *	22	1-7	1-3	2-2	1-2-3	2	4	2	0	0	5
at USF *	30	3-8	0-4	0-0	0-2-2	1	5	2	0	1	6
CONNECTICUT *	19	1-5	0-2	0-0	0-1-1	2	4	1	0	0	2
at Villanova *	14	0-1	0-0	0-0	1-2-3	1	2	0	0	0	0
ST. JOHN'S *	12	1-1	1-1	0-0	0-1-1	2	1	3	0	0	3
at DePaul *	13	0-1	0-1	0-0	0-0-0	1	0	3	0	1	0
at Georgetown *	25	0-4	0-2	0-0	1-1-2	3	4	1	0	0	0
MARQUETTE *	18	0-1	0-0	2-2	0-1-1	2	6	2	0	3	2
at Seton Hall *	27	0-2	0-1	0-0	0-1-1	1	11	3	0	0	0
NOTRE DAME *	27	1-5	1-4	0-0	0-0-0	3	6	4	0	1	3
at Providence *	15	0-1	0-0	0-0	1-1-2	2	2	3	0	1	0
CINCINNATI *	20	0-0	0-0	0-0	0-0-0	1	2	3	1	0	0
GEORGETOWN *	19	0-2	0-2	0-0	0-1-1	3	5	2	0	0	0
at Rutgers *	39	3-9	1-4	0-0	1-1-2	0	7	4	0	1	7
WEST VIRGINIA *	29	3-4	3-3	0-0	0-2-2	1	5	5	0	1	9

Home games in CAPS
 * - BIG EAST Game
 ! - Manley Field House
 # - at North Carolina
 \$ - at Louisiana-Monroe

2007-08 Notes

Freshman guard **Tasha Harris (Bronx, N.Y.)** is first on the team with 3.9 assists per game • Against West Virginia, she totaled a career-high tying nine points and added five assists • At Rutgers, she tallied seven points and handed out seven helpers in a career-high 39 minutes • Against Georgetown, she dished out five assists • Against Cincinnati, she made her first career block • Against Notre Dame, she dished out six assists • At Seton Hall, she dished out a career-high 11 assists • Against Marquette, she dished out six assists • At Georgetown, she had four assists • Against Connecticut, she had four assists • At South Florida, she scored six and dished out five assists • At Pittsburgh, she had five points and four assists • Against St. Bonaventure, she scored eight points by shooting 4-of-5 and dished out eight assists • Against Siena, she dished out five assists • Against Saint Peter's, she tallied four points and a game-high six assists • Against Maryland Eastern Shore, she made a career-high five steals and added four points and three assists • At Princeton, she had a career-high tying nine points and added four assists • Against Northeastern she had six points and seven assists • Against Penn State, she had five points and two steals • At Louisiana Monroe, she registered six points by shooting 2-for-3 from behind the arc • Against Eastern Kentucky, she scored two points • At Colgate, she dished out a team-high five assists • Against Lehigh, she played nine minutes • At North Carolina, she scored her first career points (2) and added a steal • Against Coppin State, she saw her first collegiate action and made her first career steal.

Career Statistics

YEAR	G/GS	MP/AVG	FG-FGA	PCT	3FG-3FGA	3PCT	FT-FTA	PCT	REB/AVG	A	TO	BS	S	PTS/AVG
2007-08	29/29	593/20.4	29-100	.290	14-51	.275	16-22	.727	39/1.3	113	67	1	27	88/3.0



2007-08 Game-by-Game Statistics

Opponent	MP	FG-A	3FG-A	FT-A	O-D-T	PF	A	TO	B	S	PTS
vs. Coppin State #	0	0-0	0-0	0-0	0-0-0	0	0	0	0	0	0
at North Carolina	2	0-0	0-0	0-0	0-0-0	0	0	0	0	0	0
LEHIGH !	0	0-0	0-0	0-0	0-0-0	0	0	0	0	0	0
at Colgate	10	3-3	2-2	0-0	0-0-0	0	0	0	0	1	8
vs. Eastern Kentucky \$	2	0-0	0-0	0-0	1-0-1	0	0	0	0	0	0
at Louisiana Monroe	1	0-0	0-0	0-0	0-0-0	0	0	0	0	0	0
PENN STATE	2	0-0	0-0	0-0	0-1-1	0	0	0	0	0	0
NORTHEASTERN	2	0-0	0-0	0-0	0-0-0	0	0	0	0	0	0
at Princeton	0	0-0	0-0	0-0	0-0-0	0	0	0	0	0	0
MARYLAND EASTERN SHORE	5	0-1	0-1	0-0	0-0-0	0	0	0	0	0	0
SAINT PETERS	3	0-0	0-0	0-0	0-1-1	0	0	0	0	0	0
SIENA	0	0-0	0-0	0-0	0-0-0	0	0	0	0	0	0
ST. BONAVENTURE	2	0-0	0-0	0-0	0-0-0	1	0	0	0	1	0
LOUISVILLE*	0	0-0	0-0	0-0	0-0-0	0	0	0	0	0	0
at Pittsburgh *	0	0-0	0-0	0-0	0-0-0	0	0	0	0	0	0
at USF *	0	0-0	0-0	0-0	0-0-0	0	0	0	0	0	0
CONNECTICUT *	0	0-0	0-0	0-0	0-0-0	0	0	0	0	0	0
at Villanova *	0	0-0	0-0	0-0	0-0-0	0	0	0	0	0	0
ST. JOHN'S *	2	0-0	0-0	0-0	0-0-0	0	0	0	0	0	0
at DePaul *	0	0-0	0-0	0-0	0-0-0	0	0	0	0	0	0
at Georgetown *	0	0-0	0-0	0-0	0-0-0	0	0	0	0	0	0
MARQUETTE *	0	0-0	0-0	0-0	0-0-0	0	0	0	0	0	0
at Seton Hall *	0	0-0	0-0	0-0	0-0-0	0	0	0	0	0	0
NOTRE DAME *	0	0-0	0-0	0-0	0-0-0	0	0	0	0	0	0
at Providence *	0	0-0	0-0	0-0	0-0-0	0	0	0	0	0	0
CINCINNATI *	0	0-0	0-0	0-0	0-0-0	0	0	0	0	0	0
GEORGETOWN *	0	0-0	0-0	0-0	0-0-0	0	0	0	0	0	0
at Rutgers *	0	0-0	0-0	0-0	0-0-0	0	0	0	0	0	0
WEST VIRGINIA *	0	0-0	0-0	0-0	0-0-0	0	0	0	0	0	0

Home games in CAPS

* - BIG EAST Game

! - Manley Field House

- at North Carolina

\$ - at Louisiana-Monroe

Season/Career Highs

Points

Season: 8 at Colgate (11/28/07)
 Career: 8 at Colgate (11/28/07)

Field Goals

Season: 3 at Colgate (11/28/07)
 Career: 3 at Colgate (11/28/07)

Field-Goal Attempts

Season: 3 at Colgate (11/28/07)
 Career: 3 at Colgate (11/28/07)

3-PT Field Goals

Season: 2 at Colgate (11/28/07)
 Career: 2 at Colgate (11/28/07)

3-PT Field Goal Attempts

Season: 2 at Colgate (11/28/07)
 Career: 2 2x, at Colgate (11/28/07)

Free Throws

Season: - N/A
 Career: - N/A

Free-Throw Attempts

Season: - N/A
 Career: - N/A

Offensive Rebounds

Season: 1 vs. Eastern Kentucky (12/1/07)
 Career: 1 2x, vs. Eastern Kentucky (12/1/07)

Defensive Rebounds

Season: 1 2x, vs. Saint Peter's (12/22/07)
 Career: 2 vs. UC Davis (12/3/06)

Total Rebounds

Season: 1 3x, vs. Saint Peter's (12/22/07)
 Career: 2 vs. UC Davis (12/3/06)

Assists

Season: - N/A
 Career: - N/A

Steals

Season: 1 2x, vs. St. Bonaventure (12/31/07)
 Career: 1 3x, vs. St. Bonaventure (12/31/07)

Blocks

Season: - N/A
 Career: - N/A

Minutes

Season: 10 at Colgate (11/28/07)
 Career: 10 at Colgate (11/28/07)

2007-08 Notes

Sophomore guard **Anne Marie Boidock (Dallas, Texas)** had a career day at Colgate, scoring eight points by shooting 3-for-3 from the floor, including 2-of-2 from behind the arc • At North Carolina, she saw her first action of the season.

Career Statistics

YEAR	G/GS	MP/AVG	FG-FGA	PCT	3FG-3FGA	3PCT	FT-FTA	PCT	REB/AVG	A	TO	BS	S	PTS/AVG
2006-07	11/0	35/3.2	0-5	.000	0-2	.000	0-0	.000	3/0.3	0	1	0	1	0/0.0
2007-08	11/0	31/2.8	3-4	.750	2-3	.667	0-0	.000	2/0.2	0	0	0	2	8/0.7
Totals	22/0	66/3.0	3-9	.333	2-5	.400	0-0	.000	5/0.2	0	1	0	3	8/0.4



2007-08 Game-by-Game Statistics

Opponent	MP	FG-A	3FG-A	FT-A	O-D-T	PF	A	TO	B	S	PTS
vs. Coppin State #	16	0-7	0-0	0-0	1-3-4	1	0	1	1	1	0
at North Carolina	16	4-9	0-0	4-6	1-2-3	1	0	3	6	1	12
LEHIGH !	9	2-4	0-0	0-0	1-2-3	0	0	4	1	0	4
at Colgate	14	2-4	0-0	2-2	0-1-1	1	1	1	2	0	6
vs. Eastern Kentucky \$	23	5-8	0-0	0-1	2-4-6	1	1	2	3	0	10
at Louisiana Monroe	16	2-3	0-0	0-1	0-2-2	1	0	0	0	0	4
PENN STATE	15	1-4	0-0	0-0	1-3-4	2	0	1	3	0	2
NORTHEASTERN	21	5-8	0-0	1-2	0-1-1	1	2	1	1	0	11
at Princeton	11	3-6	0-0	2-2	1-3-4	0	0	1	3	0	8
MARYLAND EASTERN SHORE	17	1-2	0-0	3-4	0-1-1	0	0	3	5	0	5
SAINT PETERS	16	2-6	0-0	0-0	1-0-1	1	0	0	2	1	4
SIENA	12	0-2	0-0	1-2	0-1-1	0	0	0	1	2	1
ST. BONAVENTURE	17	3-6	0-0	0-0	0-1-1	1	0	1	0	0	6
LOUISVILLE*	10	0-0	0-0	0-0	0-1-1	0	0	2	1	0	0
at Pittsburgh *	31	1-8	0-0	1-2	3-1-4	3	0	1	3	0	3
at USF *	25	2-8	0-0	0-0	1-3-4	0	1	0	3	0	4
CONNECTICUT *	15	2-2	0-0	0-0	0-1-1	3	0	1	0	0	4
at Villanova *	10	1-3	0-0	0-0	1-0-1	0	1	0	0	0	2
ST. JOHN'S *	12	2-4	0-0	0-0	1-1-2	1	0	0	3	0	4
at DePaul *	12	1-1	0-0	0-0	0-3-3	1	0	0	1	0	2
at Georgetown *	20	5-5	0-0	1-1	0-2-2	0	1	2	1	0	11
MARQUETTE *	15	3-6	0-0	1-2	2-0-2	1	0	1	2	1	7
at Seton Hall *	16	2-3	0-0	0-0	0-1-1	0	0	1	2	0	4
NOTRE DAME *	20	5-9	0-0	2-4	0-3-3	1	0	0	2	1	12
at Providence *	23	2-4	0-0	2-4	2-2-4	0	0	0	3	0	6
CINCINNATI *	14	0-2	0-0	0-0	1-0-1	2	1	1	0	0	0
GEORGETOWN *	12	2-5	0-0	0-0	0-0-0	2	0	1	0	0	4
at Rutgers *	10	0-1	0-0	0-0	0-1-1	0	0	0	0	1	0
WEST VIRGINIA *	22	1-6	0-0	0-0	1-2-3	2	0	2	3	0	2

Home games in CAPS
 * - BIG EAST Game
 ! - Manley Field House
 # - at North Carolina
 \$ - at Louisiana-Monroe

2007-08 Notes

Senior center **Vaida Sipaviciute (Kaunas, Lithuania)** has 234 career blocks and is second spot SU's all-time list • She leads the team with 52 blocks this season • Against West Virginia, she made three rejections • At Providence, she tallied six points and three blocks • Against Notre Dame, she scored a season-high tying 12 points • Against Marquette, she scored seven points • At Seton Hall, she was 2-of-3 from the field for four points and added two blocks • At Georgetown, she scored 11 points behind 5-of-5 shooting • Against St. John's, she had four points and three blocks • At South Florida, she scored four points and had three blocks • At Pittsburgh, she logged a season-high 31 minutes, grabbed four boards and made three blocks • Against St. Bonaventure, she scored six points • Against Siena, she made one block and a season-high two steals • At Princeton, she tallied eight points and three blocks • Against Northeastern, she scored 11 points • Against Penn State, she registered three blocks • At Louisiana Monroe, she scored four points • Against Eastern Kentucky, she scored 10 points and posted three blocks and six boards • At Colgate, she posted six points and two blocks • Against Lehigh, she scored four points, grabbed three rebounds and made one block • At North Carolina, she tallied 12 points, six blocks, three rebounds and one steal. • Against Coppin State, she registered four rebounds, one block and one steal.

Career Statistics

YEAR	G/GS	MP/AVG	FG-FGA	PCT	3FG-3FGA	3PCT	FT-FTA	PCT	REB/AVG	A	TO	BS	S	PTS/AVG
2004-05	29/14	687/23.7	97-220	.441	0-0	.000	17-46	.370	126/4.3	16	38	64	12	211/7.3
2005-06	27/21	790/29.3	187-351	.533	0-1	.000	67-92	.728	192/7.1	12	44	61	19	441/16.3
2006-07	29/29	948/32.7	154-329	.468	3-9	.333	73-101	.723	165/5.8	22	75	57	17	384/13.2
2007-08	29/29	470/16.2	59-136	.434	0-0	.000	20-33	.606	65/2.2	8	30	52	7	138/4.8
Total	114/93	2895/25.4	497-1036	.480	3-10	.300	177-272	.651	551/4.8	58	187	234	55	1174/10.3

Season/Career Highs

Points
 Season: 12 2x, vs. Notre Dame (02/16/08)
 Career: 41 vs. Colgate (11/29/05)

Field Goals

Season: 5 3x, at Georgetown (12/9/07)
 Career: 16 vs. Colgate (11/29/05)

Field-Goal Attempts

Season: 9 at North Carolina (11/18/07)
 Career: 28 vs. Niagara (11/23/05)

3-PT Field Goals

Season: - N/A
 Career: 2 vs. South Florida (1/28/07)

3-PT Field Goal Attempts

Season: - N/A
 Career: 3 vs. South Florida (1/28/07)

Free Throws

Season: 4 at North Carolina (11/18/07)
 Career: 11 vs. TCU (12/20/06)

Free-Throw Attempts

Season: 6 at North Carolina (11/18/07)
 Career: 15 vs. TCU (12/20/06)

Offensive Rebounds

Season: 3 at Pittsburgh (01/09/08)
 Career: 6 2x, vs. Colgate (11/29/05)

Defensive Rebounds

Season: 4 vs. Eastern Kentucky (12/1/07)
 Career: 15 vs. Colgate (11/29/05)

Total Rebounds

Season: 6 vs. Eastern Kentucky (12/1/07)
 Career: 21 vs. Colgate (11/29/05)

Assists

Season: 2 vs. Northeastern (12/9/07)
 Career: 4 2x, vs. Villanova (1/9/07)

Steals

Season: 2 vs. Siena (12/28/07)
 Career: 4 at Louisville (2/12/06)

Blocks

Season: 6 at North Carolina (11/18/07)
 Career: 8 vs. Notre Dame (1/19/05)

Minutes

Season: 31 at Pittsburgh (01/09/08)
 Career: 40 4x, vs. South Florida (1/28/07)



2007-08 Game-by-Game Statistics

Opponent	MP	FG-A	3FG-A	FT-A	O-D-T	PF	A	TO	B	S	PTS
vs. Coppin State #	36	6-15	0-2	2-3	7-9-16	0	2	0	0	2	14
at North Carolina	24	4-6	0-1	0-0	2-3-5	5	0	0	0	2	8
LEHIGH !	27	4-7	0-0	2-3	4-3-7	3	1	1	0	0	10
at Colgate	23	10-20	0-1	5-6	6-7-13	2	0	1	0	1	25
vs. Eastern Kentucky \$	17	6-8	0-1	5-8	1-4-5	1	0	0	1	0	17
at Louisiana Monroe	21	3-11	1-2	6-6	5-6-11	4	1	2	0	1	13
PENN STATE	22	4-9	0-2	0-0	0-4-4	2	1	3	0	1	8
NORTHEASTERN	20	6-8	0-0	0-1	1-4-5	0	2	2	0	0	12
at Princeton	25	7-13	0-1	2-4	4-7-11	1	0	2	1	1	16
MARYLAND EASTERN SHORE	23	7-11	0-0	5-6	5-8-13	3	0	1	1	2	19
SAINT PETERS	30	8-15	0-0	1-3	8-17-25	3	1	3	1	1	17
SIENA	28	7-13	0-0	5-9	7-7-14	3	0	5	0	0	19
ST. BONAVENTURE	27	9-10	0-0	1-2	5-5-10	2	0	3	2	1	19
LOUISVILLE*	22	2-4	0-0	2-2	2-3-5	4	2	4	0	2	6
at Pittsburgh *	27	5-9	0-1	6-8	6-3-9	0	0	0	0	0	16
at USF *	22	3-6	0-0	4-5	3-9-12	2	0	0	1	0	10
CONNECTICUT *	21	3-6	0-1	1-2	2-1-3	0	0	2	0	2	7
at Villanova *	29	4-8	0-0	1-2	2-6-8	3	1	1	0	2	9
ST. JOHN'S *	23	2-5	0-0	2-3	2-4-6	4	3	0	0	1	6
at DePaul *	29	3-9	0-2	3-3	2-8-10	4	0	1	0	3	9
at Georgetown *	24	3-4	0-0	5-9	3-4-7	1	1	2	0	1	11
MARQUETTE *	30	4-10	0-0	1-2	5-9-14	0	1	6	1	1	9
at Seton Hall *	26	10-12	0-0	0-0	2-3-5	2	0	2	0	2	20
NOTRE DAME *	23	5-8	0-0	0-0	2-3-5	3	0	0	0	1	10
at Providence *	28	5-11	0-0	2-5	2-2-4	2	0	3	0	2	12
CINCINNATI *	25	6-9	0-0	1-2	4-3-7	0	0	3	0	1	13
GEORGETOWN *	26	4-8	0-0	6-9	4-3-7	2	0	0	1	0	14
at Rutgers *	20	1-4	0-1	2-3	1-4-5	3	0	1	0	0	4
WEST VIRGINIA *	23	2-4	0-0	4-7	3-5-8	0	0	1	0	2	8

Home games in CAPS

* - BIG EAST Game

! - Manley Field House

- at North Carolina

\$ - at Louisiana-Monroe

Season/Career Highs

Points

Season: 25 at Colgate (11/28/07)
 Career: 25 at Colgate (11/28/07)

Field Goals

Season: 10 2x, at Seton Hall (02/13/08)
 Career: 10 2x, at Seton Hall (02/13/08)

Field-Goal Attempts

Season: 20 at Colgate (11/28/07)
 Career: 20 at Colgate (11/28/07)

3-PT Field Goals

Season: 1 at Louisiana Monroe (12/2/07)
 Career: 4 at St. John's (12/7/06)

3-PT Field Goal Attempts

Season: 2 4x, at DePaul (1/29/08)
 Career: 9 vs. Niagara (11/26/06)

Free Throws

Season: 6 3x, vs. Georgetown (02/26/08)
 Career: 7 vs. Pittsburgh (1/16/07)

Free-Throw Attempts

Season: 9 3x, vs. Georgetown (02/26/08)
 Career: 9 3x, vs. Georgetown (02/26/08)

Offensive Rebounds

Season: 8 vs. Saint Peter's (12/22/07)
 Career: 8 vs. Saint Peter's (12/22/07)

Defensive Rebounds

Season: 17 vs. Saint Peter's (12/22/07)
 Career: 17 vs. Saint Peter's (12/22/07)

Total Rebounds

Season: 25 vs. Saint Peter's (12/22/07)
 Career: 25 vs. Saint Peter's (12/22/07)

Assists

Season: 3 vs. St. John's (01/26/08)
 Career: 3 4x, vs. St. John's (01/26/08)

Steals

Season: 3 at DePaul (01/29/08)
 Career: 3 3x, at DePaul (11/29/08)

Blocks

Season: 2 vs. St. Bonaventure (12/31/07)
 Career: 2 vs. St. Bonaventure (12/31/07)

Minutes

Season: 36 vs. Coppin State (11/17/07)
 Career: 40 at St. John's (12/7/06)

2007-08 Notes

Senior forward **Fantasia Goodwin (Hastings, N.Y.)** set the Syracuse single-game standard with 25 rebounds when she pulled down a career-high eight offensive and 17 defensive boards against Saint Peter's • She has been named to the BIG EAST weekly honor roll on Dec. 24, Dec. 17 and Dec. 3 • She is third on the team with 12.4 points and first with 8.8 rebounds • She has posted a team-best nine double-doubles so far • Against West Virginia, she posted eight points and eight rebounds • Against Georgetown, she scored 14 points • Against Cincinnati, she scored 13 points • At Providence, she totaled 12 points • Against Notre Dame, she had 10 points • At Seton Hall, she scored 20 with a career-high tying 10 field goals • Against Marquette, she scored nine and grabbed a game-high 14 rebounds • At Georgetown, she scored 11 points and grabbed seven boards • At DePaul, she tallied nine points and 10 rebounds • Against St. John's, she scored six, grabbed six and dished out a career-high tying three assists • At Villanova, she scored nine points and grabbed eight boards • At South Florida, she posted 10 points and 12 boards • At Pittsburgh, she had 16 points and nine rebounds • Against St. Bonaventure, she led the team with 19 points behind 9-of-10 shooting • She also had 10 rebounds against the Bonnies • Against Siena, she registered 19 points and 14 boards • Against Saint Peter's, she added 17 points • Against Maryland Eastern Shore, she tallied 19 points and 13 boards • At Princeton, she posted 16 points and 11 rebounds • Against Northeastern, she scored 12 points, including 10 in the second half • At Louisiana Monroe, she had 13 points and 11 rebounds • Against Eastern Kentucky, she scored 17 points • At Colgate, she registered a career-high 25 points by going 10-for-20 from the floor • She also grabbed a game-high 13 boards • Against Lehigh, she registered 10 points • At North Carolina, she scored eight points • Against Coppin State, she score 14 points and pulled down 16 rebounds.

Career Statistics

YEAR	G/GS	MP/AVG	FG-FGA	PCT	3FG-3FGA	3PCT	FT-FTA	PCT	REB/AVG	A	TO	BS	S	PTS/AVG
2006-07	28/28	943/33.7	125-305	.410	40-114	.351	46-65	.708	191/6.8	31	54	4	35	336/12.0
2007-08	29/0	721/24.9	143-263	.544	1-15	.067	74-113	.655	254/8.8	16	49	9	32	361/12.4
Totals	57/28	1664/29.2	268-568	.472	41-129	.318	120-178	.674	445/7.8	47	103	13	67	697/12.2



Season/Career Highs

Points
 Season: 25 vs. West Virginia (03/03/08)
 Career: 25 vs. West Virginia (03/03/08)

Field Goals
 Season: 8 vs. Marquette (02/10/08)
 Career: 8 vs. Marquette (02/10/08)

Field-Goal Attempts
 Season: 18 2x, vs. Cincinnati (02/23/08)
 Career: 18 2x, vs. Cincinnati (02/23/08)

3-PT Field Goals
 Season: 5 2x, vs. West Virginia (03/03/08)
 Career: 5 2x, vs. West Virginia (03/03/08)

3-PT Field Goal Attempts
 Season: 11 2x, vs. West Virginia (03/03/08)
 Career: 11 2x, vs. West Virginia (03/03/08)

Free Throws
 Season: 9 vs. Notre Dame (02/16/08)
 Career: 9 vs. Notre Dame (02/16/08)

Free-Throw Attempts
 Season: 9 3x, vs. Georgetown (02/26/08)
 Career: 9 3x, vs. Georgetown (02/26/08)

Offensive Rebounds
 Season: 5 3x, vs. Saint Peter's (12/22/07)
 Career: 5 3x, vs. Saint Peter's (12/22/07)

Defensive Rebounds
 Season: 8 vs. Louisville (01/05/08)
 Career: 8 vs. Louisville (01/05/08)

Total Rebounds
 Season: 9 2x, vs. Louisville (01/05/08)
 Career: 9 2x, vs. Louisville (01/05/08)

Assists
 Season: 9 vs. Eastern Kentucky (12/1/07)
 Career: 9 vs. Eastern Kentucky (12/1/07)

Steals
 Season: 5 3x, at Seton Hall (02/13/08)
 Career: 5 3x, at Seton Hall (02/13/08)

Blocks
 Season: 1 3x, at Rutgers (03/01/08)
 Career: 1 3x, at Rutgers (03/01/08)

Minutes
 Season: 40 at Rutgers (03/01/08)
 Career: 40 at Rutgers (03/01/08)

2007-08 Game-by-Game Statistics

Opponent	MP	FG-A	3FG-A	FT-A	O-D-T	PF	A	TO	B	S	PTS
vs. Coppin State #	32	5-10	1-6	3-5	2-2-4	3	4	2	0	2	14
at North Carolina	35	5-18	3-8	4-5	5-3-8	3	5	6	0	5	17
LEHIGH !	39	2-8	2-7	2-6	1-5-6	1	4	3	0	2	8
at Colgate	16	4-6	0-2	3-4	1-1-2	2	1	1	0	0	11
vs. Eastern Kentucky \$	33	3-4	3-3	1-2	1-5-6	1	9	2	0	2	10
at Louisiana Monroe	27	2-4	1-1	2-2	1-3-4	4	5	3	0	0	7
PENN STATE	31	4-13	3-6	4-4	1-4-5	2	2	6	0	3	15
NORTHEASTERN	27	3-4	3-4	0-0	0-1-0	1	2	2	0	0	9
at Princeton	24	4-11	1-3	0-2	5-4-9	4	2	0	0	1	9
MARYLAND EASTERN SHORE	25	3-8	1-5	4-6	1-3-4	1	2	5	1	4	11
SAINT PETERS	25	5-8	1-3	2-3	5-1-6	0	3	0	1	2	13
SIENA	34	3-9	1-5	1-3	1-3-4	1	5	3	0	3	8
ST. BONAVENTURE	31	5-12	1-3	1-2	3-2-5	0	5	2	0	2	12
LOUISVILLE*	37	5-10	3-6	6-8	1-8-9	1	5	4	0	1	19
at Pittsburgh*	36	4-12	1-3	2-2	2-5-7	3	4	2	0	4	11
at USF*	29	4-9	2-2	5-6	2-2-4	4	1	3	0	0	15
CONNECTICUT*	37	3-12	2-8	0-1	2-4-6	1	2	1	0	5	8
at Villanova*	30	1-8	1-3	2-4	1-3-4	2	3	4	0	2	5
ST. JOHN'S*	34	6-13	0-3	2-2	3-1-4	1	5	4	0	3	14
at DePaul*	39	6-16	3-9	0-0	1-2-3	3	4	4	0	2	15
at Georgetown*	39	3-11	2-8	0-0	4-2-6	3	8	0	0	0	8
MARQUETTE*	37	8-15	3-7	5-6	2-1-3	2	4	3	0	2	24
at Seton Hall*	37	5-10	5-7	8-9	0-3-3	2	4	4	0	5	23
NOTRE DAME*	28	4-12	2-8	9-9	1-4-5	3	2	4	0	2	19
at Providence*	33	3-7	0-2	0-2	0-6-6	3	4	2	0	0	6
CINCINNATI*	37	6-18	3-10	1-4	1-7-8	4	6	8	0	3	16
GEORGETOWN*	37	6-11	4-6	6-9	0-3-3	1	4	2	0	2	22
at Rutgers*	40	5-13	3-11	2-2	1-5-6	1	2	1	1	0	15
WEST VIRGINIA*	31	7-17	5-11	6-7	1-5-6	3	4	1	0	3	25

Home games in CAPS
 * - BIG EAST Game
 ! - Manley Field House
 # - at North Carolina
 \$ - at Louisiana-Monroe

2007-08 Notes

Freshman guard **Erica Morrow (Brooklyn, N.Y.)**, first McDonald's All-American to play for the Orange, is second on the team with 13.4 points per game and second with 3.8 assists per outing. She was named to the BIG EAST Weekly Honor Roll on March 3 • Against West Virginia, she scored a career-high 25 points and added six rebounds and three assists • At Rutgers, she scored a team-high 15 points in 40 minutes of action • Against Georgetown, she scored 22 points and drained the game-winning 3-pointer • Against Cincinnati, she scored 16 points, grabbed eight rebounds, dished out six assists and made three steals • Against Notre Dame, she scored 19 points and was 9-of-9 from the charity stripe • At Seton Hall, she scored 23 points behind a career-high tying five three-pointers and made a career-high tying five steals • She was named the BIG EAST Freshman of the Week on Feb. 11 after registering a career-high 24 points against Marquette • At Georgetown, she scored eight points and dished out eight assists • At DePaul, she scored 15 points and dished out four assists • Against St. John's, she scored 14 points • At Villanova, she scored five points • Against Connecticut, she scored eight and made a career-high tying five steals • At South Florida, she scored 15 points • At Pittsburgh, she scored 11 points and dished four assists • Against Louisville, she posted 19 points and a career-high tying nine rebounds • Against St. Bonaventure, she scored 12 points and dished out five assists • Against Siena, she registered eight points and five assists • Named BIG EAST Freshman of the Week on Dec. 24 after her performances versus Saint Peter's and Maryland Eastern Shore • Against Saint Peter's she scored 13 points • Against Maryland Eastern Shore, she had 11 points and four steals • At Princeton, she had nine points and a career-high tying nine rebounds • Against Northeastern, she scored nine points • Against Penn State, she totaled 15 points • At Louisiana Monroe, she dished out five assists • Against Eastern Kentucky, she posted 10 points and a career-high nine assists • At Colgate, she registered 11 points • Against Lehigh, she scored eight points and dished out four assists • At North Carolina, she registered 17 points and a career-high tying five steals • Against Coppin State, she made her first career start and tallied 14 points, four rebounds, four assists and two steals.

Career Statistics

YEAR	G/GS	MP/AVG	FG-FGA	PCT	3FG-3FGA	3PCT	FT-FTA	PCT	REB/AVG	A	TO	BS	S	PTS/AVG
2007-08	29/29	950/32.8	124-309	.401	60-160	.375	81-115	.704	147/5.1	111	82	3	60	389/13.4



2007-08 Game-by-Game Statistics

Opponent	MP	FG-A	3FG-A	FT-A	O-D-T	PF	A	TO	B	S	PTS
vs. Coppin State #	34	6-18	1-8	4-7	2-3-5	4	1	4	0	2	17
at North Carolina	25	1-7	0-3	8-8	2-7-9	4	3	5	0	3	10
LEHIGH !	29	4-15	0-7	2-2	5-5-10	4	1	1	3	1	10
at Colgate	15	2-10	0-4	1-2	3-8-11	1	3	0	0	1	5
vs. Eastern Kentucky \$	31	7-12	2-3	11-13	3-4-7	3	2	1	0	2	27
at Louisiana Monroe	36	7-15	0-3	1-4	5-3-8	3	2	4	1	2	15
PENN STATE	26	4-13	1-1	6-6	6-4-10	4	3	3	1	0	15
NORTHEASTERN	27	8-14	2-4	0-0	4-10-14	0	4	1	0	2	18
at Princeton	32	7-12	0-2	3-4	3-6-9	1	1	1	1	2	17
MARYLAND EASTERN SHORE	23	6-14	0-3	6-10	3-5-8	2	6	3	0	2	18
SAINT PETERS	24	5-14	1-3	2-3	5-1-6	1	0	4	1	0	13
SIENA	32	6-16	1-3	11-12	7-5-12	2	1	5	1	0	24
ST. BONAVENTURE	29	6-11	0-1	3-5	2-4-6	2	0	2	2	0	15
LOUISVILLE*	29	6-12	1-3	7-10	1-1-2	5	1	2	0	0	20
at Pittsburgh *	32	5-13	0-1	9-11	3-3-6	3	2	4	0	0	19
at USF *	35	7-17	3-4	2-3	0-5-5	0	0	2	1	0	19
CONNECTICUT *	33	7-21	1-3	3-6	3-2-5	3	3	1	0	0	18
at Villanova *	32	8-18	1-3	8-9	3-7-10	3	1	0	1	1	25
ST. JOHN'S *	31	5-15	0-1	6-8	6-5-11	2	3	3	0	3	16
at DePaul *	32	4-14	0-1	4-5	5-4-9	1	3	5	0	1	12
at Georgetown *	15	3-11	1-4	2-2	3-1-4	4	0	6	1	0	9
MARQUETTE *	30	3-17	0-0	4-7	3-6-9	3	2	6	0	4	10
at Seton Hall *	34	5-13	1-2	2-2	3-1-4	3	1	4	0	4	13
NOTRE DAME *	30	1-12	0-2	2-3	6-2-8	3	2	5	0	4	4
at Providence *	35	4-13	0-2	9-11	2-4-6	3	3	3	0	3	17
CINCINNATI *	36	6-13	2-2	4-4	5-6-11	2	0	1	1	3	18
GEORGETOWN *	27	3-9	2-4	0-0	1-5-6	1	1	5	0	0	8
at Rutgers *	23	4-10	2-4	1-1	1-2-3	3	1	5	0	0	11
WEST VIRGINIA *	29	5-13	0-1	12-12	4-5-9	0	3	2	0	3	22

Home games in CAPS

* - BIG EAST Game

! - Manley Field House

- at North Carolina

\$ - at Louisiana-Monroe

Season/Career Highs

Points	Season:	27	vs. Eastern Kentucky (12/1/07)
Career:	27	vs. Eastern Kentucky (12/1/07)	

Field Goals

Season:	8	2x, at Villanova (01/19/08)
Career:	8	2x, at Villanova (01/19/08)

Field-Goal Attempts

Season:	21	vs. Connecticut (01/15/08)
Career:	21	vs. Connecticut (01/15/08)

3-PT Field Goals

Season:	3	at South Florida (01/12/07)
Career:	3	at South Florida (01/12/07)

3-PT Field Goal Attempts

Season:	8	vs. Coppin State (11/17/07)
Career:	8	vs. Coppin State (11/17/07)

Free Throws

Season:	12	vs. West Virginia (03/03/08)
Career:	12	vs. West Virginia (03/03/08)

Free-Throw Attempts

Season:	13	vs. Eastern Kentucky (12/1/07)
Career:	13	vs. Eastern Kentucky (12/1/07)

Offensive Rebounds

Season:	7	vs. Siena (12/28/07)
Career:	7	vs. Siena (12/28/07)

Defensive Rebounds

Season:	10	vs. Northeastern (12/9/07)
Career:	10	vs. Northeastern (12/9/07)

Total Rebounds

Season:	14	vs. Northeastern (12/9/07)
Career:	14	vs. Northeastern (12/9/07)

Assists

Season:	6	vs. UMES (12/19/07)
Career:	6	vs. UMES (12/19/07)

Steals

Season:	4	3x, vs. Notre Dame (02/16/08)
Career:	4	3x, vs. Notre Dame (02/16/08)

Blocks

Season:	3	vs. Lehigh (11/25/07)
Career:	3	vs. Lehigh (11/25/07)

Minutes

Season:	36	2x, vs. Cincinnati (02/23/08)
Career:	36	2x, vs. Cincinnati (02/23/08)

2007-08 Notes

Junior guard **Chandra Jones (Baltimore, Md.)** has earned several honors this year, including being named to the BIG EAST Weekly Honor Roll on Feb. 25, Jan. 22, Dec. 31, Dec. 10 and earning MVP at the Warhawk Classic • Jones leads the team with 15.3 points and is second with 7.7 rebounds per outing • Against West Virginia, she notched 22 points, nine rebounds and three steals • At Rutgers, she collected 11 points • Against Georgetown, she tallied eight points • Against Cincinnati, she totaled a double-double with 18 points and 11 rebounds • At Providence, she scored 17 points, grabbed six boards and made three steals • Against Notre Dame, she tied a career-high with four steals and added eight boards • At Seton Hall, she posted 13 points and made a career-high tying four steals • Against Marquette, she had 10 points, nine rebounds and a career-high tying four steals • At Georgetown, she tallied nine points • At DePaul, she scored 12 and grabbed nine • Against St. John's, she scored 16, grabbed 11 rebounds and made a career-high tying three assists • At Villanova, she posted 25 points and 10 rebounds • Against Connecticut, she scored 18 points • At South Florida, she made a career-high three three-pointers en route to a game-high 19 points • At Pittsburgh, she scored a team-high 19 • Against Louisville, she led the team with 20 points • Against St. Bonaventure, she scored 15 points • Against Siena, she posted a team-best 24 points and added 12 rebounds • Against Saint Peter's, she posted 13 points • Against Maryland Eastern Shore, she tallied 18 points • At Princeton, she led the team with 17 points, including 13 in the second half • Against Northeastern, she posted 18 points and 14 rebounds • Her 10 defensive boards against the Huskies were a career high • Against Penn State, she registered 15 points and 10 boards • At Louisiana-Monroe, she scored 15 points • Against Eastern Kentucky, she posted a career-high 27 points • At Colgate, she grabbed 11 rebounds • Against Lehigh, she posted her first career double-double with 10 points and 10 rebounds • She also made a career-high three blocks against the Mountain Hawks • At North Carolina, she registered 10 points, had a team-high nine rebounds, made a career-high three steals • Against Coppin State, she lead the team with 17 points.

Career Statistics

YEAR	G/GS	MP/AVG	FG-FGA	PCT	3FG-3FGA	3PCT	FT-FTA	PCT	REB/AVG	A	TO	BS	S	PTS/AVG
2007-08	29/29	846/29.2	145-392	.370	22-82	.268	133-170	.782	223/7.7	53	88	14	43	445/15.3



Season/Career Highs

Points
 Season: 6 vs. Louisville (01/05/08)
 Career: 24 vs. Louisville (01/03/06)

Field Goals
 Season: 2 vs. UMES (12/19/07)
 Career: 9 vs. Binghamton (12/17/05)

Field-Goal Attempts
 Season: 4 2x, at Pittsburgh (01/09/08)
 Career: 21 vs. Cornell (12/29/05)

3-PT Field Goals
 Season: - N/A
 Career: 1 vs. Boston College (03/06/04)

3-PT Field Goal Attempts
 Season: - N/A
 Career: 1 vs. Boston College (03/06/04)

Free Throws
 Season: 2 4x, vs. Louisville (01/05/08)
 Career: 12 vs. Louisville (01/03/06)

Free-Throw Attempts
 Season: 4 vs. Siena (12/28/07)
 Career: 15 vs. Louisville (01/03/06)

Offensive Rebounds
 Season: 2 3x, at Providence (02/19/08)
 Career: 5 2x, vs. Louisville (02/12/06)

Defensive Rebounds
 Season: 4 vs. Penn State (12/06/07)
 Career: 12 vs. Manhattan (11/18/05)

Total Rebounds
 Season: 5 vs. Louisville (01/05/08)
 Career: 13 vs. Manhattan (11/18/05)

Assists
 Season: 5 vs. Penn State (12/06/07)
 Career: 12 vs. Massachusetts (12/10/05)

Steals
 Season: 2 2x, at Pittsburgh (01/09/08)
 Career: 6 vs. Cornell (12/29/05)

Blocks
 Season: - N/A
 Career: 3 2x, at Seton Hall (01/25/06)

Minutes
 Season: 21 vs. Penn State (12/06/07)
 Career: 45 vs. Providence (01/28/06)

2007-08 Game-by-Game Statistics

Opponent	MP	FG-A	3FG-A	FT-A	O-D-T	PF	A	TO	B	S	PTS
vs. Coppin State #	5	0-1	0-0	0-0	1-0-1	0	2	1	0	1	0
at North Carolina	0	0-0	0-0	0-0	0-0-0	0	0	0	0	0	0
LEHIGH !	0	0-0	0-0	0-0	0-0-0	0	0	0	0	0	0
at Colgate	8	0-1	0-0	2-2	1-2-3	1	0	0	0	1	2
vs. Eastern Kentucky \$	19	0-0	0-0	0-0	1-3-4	3	0	1	0	0	0
at Louisiana Monroe	12	1-3	0-0	0-0	1-0-1	2	0	0	0	1	2
PENN STATE	21	1-2	0-0	0-0	0-4-4	0	5	1	0	0	2
NORTHEASTERN	8	0-1	0-0	0-0	1-1-2	0	0	1	0	1	0
at Princeton	18	0-2	0-0	2-2	0-0-0	1	0	1	0	0	2
MARYLAND EASTERN SHORE	9	2-2	0-0	0-0	1-1-2	1	0	1	0	0	4
SAINT PETERS	4	0-1	0-0	0-0	0-1-1	0	0	0	0	0	0
SIENA	19	0-4	0-0	2-4	2-1-3	0	2	0	0	0	2
ST. BONAVENTURE	2	0-1	0-0	0-0	0-0-0	1	0	0	0	0	0
LOUISVILLE*	17	1-2	0-0	2-2	2-3-5	4	2	4	0	2	6
at Pittsburgh*	13	1-4	0-0	0-0	1-0-1	4	0	1	0	2	2
at USF*	12	0-1	0-0	0-0	0-1-1	2	2	0	0	0	0
CONNECTICUT*	4	0-0	0-0	0-0	0-1-1	0	0	0	0	0	0
at Villanova*	9	0-0	0-0	1-2	0-0-0	0	0	0	0	0	1
ST. JOHN'S*	8	0-0	0-0	0-0	0-0-0	1	2	0	0	1	0
at DePaul*	11	0-0	0-0	0-0	0-2-2	0	2	2	0	0	0
at Georgetown*	11	1-3	0-0	0-0	1-0-1	1	1	0	0	0	2
MARQUETTE*	18	0-1	0-0	0-1	0-3-3	2	0	1	0	0	0
at Seton Hall*	7	0-0	0-0	0-0	0-1-1	0	0	0	0	0	0
NOTRE DAME*	3	0-0	0-0	0-0	0-0-0	0	0	0	0	0	0
at Providence*	14	1-3	0-0	3-4	2-0-2	0	1	0	0	0	5
CINCINNATI*	6	0-0	0-0	0-0	0-1-1	0	1	0	0	1	0
GEORGETOWN*	1	1-1	0-0	0-0	0-0-0	0	0	0	0	0	2
at Rutgers*	13	0-1	0-0	0-0	1-1-2	1	1	1	0	0	0
WEST VIRGINIA*	5	0-1	0-0	0-0	0-0-0	1	0	0	0	1	1

Home games in CAPS
 * - BIG EAST Game
 ! - Manley Field House
 # - at North Carolina
 \$ - at Louisiana-Monroe

2007-08 Notes

Senior guard/forward **Tracy Harbut (Lexington, Ky.)** has played in 27 games this season • At Providence, she scored five points • Against Louisville, she registered a season-high six points and five rebounds • Against Maryland Eastern Shore, she scored four points • Against Penn State, she registered a season-high five assists • At Louisiana Monroe, she tallied two points • Against Eastern Kentucky, she grabbed four boards • At Colgate, she had her first hoop of the season and pulled down three rebounds • Against Coppin State, she grabbed one rebound, dished out two assists and made one theft.

Career Statistics

YEAR	G/GS	MP/AVG	FG-FGA	PCT	3FG-3FGA	3PCT	FT-FTA	PCT	REB/AVG	A	TO	BS	S	PTS/AVG
2003-04	15/6	282/18.8	17-49	.347	1-1	1.000	9-17	.529	44/2.9	16	12	2	8	44/2.9
2004-05	26/12	514/19.8	41-100	.410	0-0	.000	22-35	.629	68/2.6	44	38	9	19	104/4.0
2005-06	27/27	987/36.6	116-317	.366	0-0	.000	73-98	.745	165/6.1	119	102	20	31	305/11.3
2007-08	27/0	277/10.3	9-35	.257	0-0	.000	16-22	.727	39/1.4	20	13	0	9	34/1.3
Totals	95/45	2060/21.7	183-501	.365	1-1	1.000	120-172	.698	316/3.3	199	165	31	67	487/5.1



2007-08 Game-by-Game Statistics

Opponent	MP	FG-A	3FG-A	FT-A	O-D-T	PF	A	TO	B	S	PTS
vs. Coppin State #	24	5-11	1-3	1-5	1-10-11	0	2	4	0	2	12
at North Carolina	22	0-14	0-2	5-6	6-2-8	4	2	7	0	2	5
LEHIGH !	34	7-12	2-3	2-4	5-3-8	3	5	4	2	2	18
at Colgate	19	3-9	1-3	2-2	1-3-4	2	3	0	1	3	9
vs. Eastern Kentucky &	19	5-15	0-0	4-5	1-5-6	3	0	0	1	0	14
at Louisiana Monroe	35	7-12	0-1	1-1	0-9-9	1	1	3	3	1	15
PENN STATE	26	6-9	1-3	3-4	2-2-4	4	0	0	0	1	16
NORTHEASTERN	23	3-7	0-1	1-2	0-5-5	1	2	0	2	3	7
at Princeton	23	5-8	0-0	2-2	0-3-3	3	0	0	1	2	12
MARYLAND EASTERN SHORE	19	2-9	0-1	8-9	4-8-12	2	1	2	0	0	12
SAINT PETERS	29	3-12	0-1	5-7	6-6-12	1	1	2	2	2	11
SIENA	23	5-11	0-1	9-10	3-3-6	4	0	0	1	5	19
ST. BONAVENTURE	22	1-7	0-0	3-4	3-7-10	3	1	2	1	0	5
LOUISVILLE*	32	5-8	3-3	2-3	3-8-11	2	1	4	4	1	15
at Pittsburgh*	21	6-13	0-1	4-6	1-3-4	4	1	2	0	1	16
at USF*	33	6-10	0-0	1-2	3-12-15	4	0	5	1	0	13
CONNECTICUT*	27	5-10	1-3	2-4	0-6-6	1	1	4	1	4	13
at Villanova*	30	6-16	1-3	5-7	4-8-12	1	0	0	3	2	18
ST. JOHN'S*	26	8-14	1-2	3-6	3-5-8	2	0	4	1	1	20
at DePaul*	32	4-12	0-0	3-5	2-5-7	3	1	1	1	1	11
at Georgetown*	30	5-13	2-3	4-5	1-5-6	5	0	3	1	1	16
MARQUETTE*	24	5-7	0-0	0-0	2-6-8	4	0	5	0	0	10
at Seton Hall*	25	3-5	1-1	4-5	2-5-7	3	0	3	1	2	11
NOTRE DAME*	28	4-8	1-1	5-6	5-1-6	4	2	3	0	3	14
at Providence*	25	3-9	1-3	2-3	0-3-3	4	1	4	1	1	9
CINCINNATI*	22	5-12	1-2	0-0	1-3-4	3	2	2	1	1	11
GEORGETOWN*	29	5-15	1-2	1-2	3-6-9	3	1	0	0	1	12
at Rutgers*	24	0-5	0-2	3-4	0-3-3	2	0	3	0	0	3
WEST VIRGINIA*	31	2-7	0-1	1-1	5-2-7	1	0	3	1	2	5

Home games in CAPS

* - BIG EAST Game

! - Manley Field House

- at North Carolina

\$ - at Louisiana-Monroe

2007-08 Notes

Sophomore guard/forward **Nicole Michael (Queens, N.Y.)**, who was selected to the Warhawk Classic All-Tournament Team, is fourth on the team with 12.1 points and third with 7.4 rebounds per game • Against West Virginia, she registered five points and seven rebounds • At Rutgers, she recorded three points and three rebounds • Against Georgetown, she scored 12 points and grabbed nine boards • Against Cincinnati, she scored 11 points • At Providence, she scored nine points • Against Notre Dame, she scored 14 points and added three steals • At Seton Hall, she tallied 10 points and seven rebounds • Against Marquette, she scored 10 and grabbed eight rebounds • At Georgetown, she totaled 16 points • At DePaul, she scored 11 points and grabbed seven boards • Against St. John's, she scored a season-high 20 points and added eight rebounds • At Villanova, she scored 18 points pulled down 12 rebounds • Against Connecticut, she posted 13 • At South Florida, she scored 13 points and grabbed a season-high 15 rebounds • At Pittsburgh, she posted 16 points • Against Louisville, had 15 points and 11 boards and made a career-high four rejections • Against St. Bonaventure, she grabbed 10 boards • Against Siena, she posted a season-high 19 points and a career-high tying five steals • Against Saint Peter's, she registered 11 points and 12 rebounds • Against Maryland Eastern Shore, she had 12 points and 12 rebounds • At Princeton, she tallied 12 points by shooting 5-for-8 • Against Penn State, she led the team with 16 points • At Louisiana-Monroe, she tallied 15 points and nine boards • Against Eastern Kentucky, she scored 14 • At Colgate, she totaled nine points • Against Lehigh, she led the team with 18 points and grabbed eight boards • Against Coppin State, she tallied 12 points and grabbed 11 rebounds.

Career Statistics

YEAR	G/GS	MP/AVG	FG-FGA	PCT	3FG-3FGA	3PCT	FT-FTA	PCT	REB/AVG	A	TO	BS	S	PTS/AVG
2006-07	29/29	924/31.9	162-388	.418	21-78	.269	156-220	.709	248/8.6	46	136	18	39	501/17.3
2007-08	29/29	757/26.1	124-300	.413	18-46	.391	86-120	.717	214/7.4	28	70	30	44	352/12.1
Totals	58/58	1681/29.0	286-688	.416	39-124	.315	242-340	.712	462/8.0	74	206	48	83	853/14.7

Season/Career Highs

Points	Season:	20	vs. St. John's (01/26/08)
Career:	31	at Cincinnati (02/26/07)	

Field Goals

Season:	8	vs. St. John's (01/26/08)
Career:	10	2x, vs. Seton Hall (2/3/07)

Field-Goal Attempts

Season:	16	at Villanova (01/19/08)
Career:	25	vs. Niagara (11/26/06)

3-PT Field Goals

Season:	3	vs. Louisville (01/05/08)
Career:	3	3x, vs. Louisville (01/05/08)

3-PT Field Goal Attempts

Season:	3	9x, at Providence (02/19/08)
Career:	9	vs. Niagara (11/26/06)

Free Throws

Season:	9	vs. Siena (12/28/07)
Career:	12	at Cincinnati (2/26/07)

Free-Throw Attempts

Season:	10	vs. Siena (12/18/07)
Career:	15	vs. Loyola (12/19/06)

Offensive Rebounds

Season:	6	2x, vs. Saint Peter's (12/22/07)
Career:	8	vs. Niagara (11/26/06)

Defensive Rebounds

Season:	12	at South Florida (01/12/07)
Career:	13	at Georgetown (2/17/07)

Total Rebounds

Season:	15	at South Florida (01/12/07)
Career:	17	at Georgetown (2/17/07)

Assists

Season:	5	vs. Lehigh (11/25/07)
Career:	6	vs. UC Davis (12/3/06)

Steals

Season:	5	vs. Siena (12/28/07)
Career:	5	2x, vs. Siena (12/28/07)

Blocks

Season:	4	vs. Louisville (01/05/08)
Career:	4	vs. Louisville (01/05/08)

Minutes

Season:	35	at Louisiana Monroe (12/2/07)
Career:	39	vs. South Florida (1/28/07)



2007-08 Game-by-Game Statistics

Opponent	MP	FG-A	3FG-A	FT-A	O-D-T	PF	A	TO	B	S	PTS
vs. Coppin State #	0	0-0	0-0	0-0	0-0-0	0	0	0	0	0	0
at North Carolina	4	0-1	0-1	0-0	0-0-0	1	1	0	0	0	0
LEHIGH !	0	0-0	0-0	0-0	0-0-0	0	0	0	0	0	0
at Colgate	0	0-0	0-0	0-0	0-0-0	0	0	0	0	0	0
vs. Eastern Kentucky \$	0	0-0	0-0	0-0	0-0-0	0	0	0	0	0	0
at Louisiana Monroe	0	0-0	0-0	0-0	0-0-0	0	0	0	0	0	0
PENN STATE	1	0-0	0-0	0-0	0-0-0	0	0	0	0	0	0
NORTHEASTERN	3	0-0	0-0	0-0	1-0-1	0	0	1	0	0	0
at Princeton	0	0-0	0-0	0-0	0-0-0	0	0	0	0	0	0
MARYLAND EASTERN SHORE	0	0-0	0-0	0-0	0-0-0	0	0	0	0	0	0
SAINT PETERS	0	0-0	0-0	0-0	0-0-0	0	0	0	0	0	0
SIENA	0	0-0	0-0	0-0	0-0-0	0	0	0	0	0	0
ST. BONAVENTURE	0	0-0	0-0	0-0	0-0-0	0	0	0	0	0	0
LOUISVILLE*	0	0-0	0-0	0-0	0-0-0	0	0	0	0	0	0
at Pittsburgh*	0	0-0	0-0	0-0	0-0-0	0	0	0	0	0	0
at USF*	0	0-0	0-0	0-0	0-0-0	0	0	0	0	0	0
CONNECTICUT*	0	0-0	0-0	0-0	0-0-0	0	0	0	0	0	0
at Villanova*	0	0-0	0-0	0-0	0-0-0	0	0	0	0	0	0
ST. JOHN'S*	0	0-0	0-0	0-0	0-0-0	0	0	0	0	0	0
at DePaul*	0	0-0	0-0	0-0	0-0-0	0	0	0	0	0	0
at Georgetown*	0	0-0	0-0	0-0	0-0-0	0	0	0	0	0	0
MARQUETTE*	0	0-0	0-0	0-0	0-0-0	0	0	0	0	0	0
at Seton Hall*	0	0-0	0-0	0-0	0-0-0	0	0	0	0	0	0
NOTRE DAME*	0	0-0	0-0	0-0	0-0-0	0	0	0	0	0	0
at Providence*	0	0-0	0-0	0-0	0-0-0	0	0	0	0	0	0
CINCINNATI*	0	0-0	0-0	0-0	0-0-0	0	0	0	0	0	0
GEORGETOWN*	0	0-0	0-0	0-0	0-0-0	0	0	0	0	0	0
at Rutgers*	0	0-0	0-0	0-0	0-0-0	0	0	0	0	0	0
WEST VIRGINIA*	0	0-0	0-0	0-0	0-0-0	0	0	0	0	0	0

Home games in CAPS

* - BIG EAST Game

! - Manley Field House

- at North Carolina

\$ - at Louisiana-Monroe

2007-08 Notes

Senior guard **Mary Joe Riley (Inkster, Mich.)** had one assist at North Carolina • Grabbed one offensive rebound against Northeastern.

Season/Career Highs

Points

Season: - N/A
 Career: 13 vs. Central Michigan (12/9/06)

Field Goals

Season: - N/A
 Career: 5 2x, at Penn State (11/12/06)

Field-Goal Attempts

Season: 1 at North Carolina (11/18/07)
 Career: 14 vs. Connecticut (2/19/05)

3-PT Field Goals

Season: - N/A
 Career: 4 at Cincinnati (2/26/07)

3-PT Field Goal Attempts

Season: 1 at North Carolina (11/18/07)
 Career: 8 at Binghamton (12/30/06)

Free Throws

Season: - N/A
 Career: 5 vs. Cornell (11/15/06)

Free-Throw Attempts

Season: - N/A
 Career: 8 vs. Cornell (11/15/06)

Offensive Rebounds

Season: 1 vs. Northeastern (12/06/07)
 Career: 3 vs. Niagara (11/23/05)

Defensive Rebounds

Season: 1 vs. Northeastern (12/06/07)
 Career: 6 2x, vs. Niagara (11/26/06)

Total Rebounds

Season: - N/A
 Career: 7 2x, vs. Niagara (11/26/06)

Assists

Season: 1 at North Carolina (11/18/07)
 Career: 6 vs. UC Davis (12/3/06)

Steals

Season: - N/A
 Career: 4 at Lehigh (11/19/06)

Blocks

Season: - N/A
 Career: - N/A

Minutes

Season: 4 at North Carolina (11/18/07)
 Career: 39 2x, at Lehigh (11/19/06)

Career Statistics

YEAR	G/GS	MP/AVG	FG-FGA	PCT	3FG-3FGA	3PCT	FT-FTA	PCT	REB/AVG	A	TO	BS	S	PTS/AVG
2004-05	20/7	354/17.7	31-96	.323	8-25	.320	8-15	.533	38/1.9	24	28	0	6	78/3.9
2005-06	12/1	86/7.2	7-38	.184	1-12	.083	3-7	.429	17/1.4	2	12	0	1	18/1.5
2006-07	29/12	654/22.6	43-184	.234	24-117	.205	11-21	.524	57/2.0	51	43	0	14	121/4.2
2007-08	3/0	8/2.7	0-1	.000	0-1	.000	0-0	.000	1/0.3	1	0	0	0	0/0.0
Totals	64/20	1102/17.2	81-319	.254	33-155	.213	22-43	.512	113/1.8	78	84	0	21	217/3.4



2007-08 Game-by-Game Statistics

Opponent	MP	FG-A	3FG-A	FT-A	O-D-T	PF	A	TO	B	S	PTS
vs. Coppin State #	0	0-0	0-0	0-0	0-0-0	0	0	0	0	0	0
at North Carolina	12	2-3	2-3	0-0	0-0-0	1	0	1	0	0	6
LEHIGH !	0	0-0	0-0	0-0	0-0-0	0	0	0	0	0	0
at Colgate	17	0-1	0-0	0-0	0-1-1	2	1	2	0	2	0
vs. Eastern Kentucky &	3	0-0	0-0	0-0	0-1-1	0	0	0	0	0	0
at Louisiana Monroe	0	0-0	0-0	0-0	0-0-0	0	0	0	0	0	0
PENN STATE	1	0-0	0-0	0-0	0-0-0	0	0	0	0	0	0
NORTHEASTERN	3	0-0	0-0	0-0	0-0-0	0	0	0	0	0	0
at Princeton	2	0-0	0-0	0-0	0-0-0	0	0	0	0	0	0
MARYLAND EASTERN SHORE	9	0-0	0-0	0-0	1-1-2	1	1	0	0	0	0
SAINT PETERS	0	0-1	0-0	2-2	0-1-1	0	0	1	0	0	2
SIENA	2	0-0	0-0	0-0	0-0-0	0	0	0	1	0	0
ST. BONAVENTURE	2	0-0	0-0	0-0	0-0-0	0	0	0	0	0	0
LOUISVILLE*	0	0-0	0-0	0-0	0-0-0	0	0	0	0	0	0
at Pittsburgh *	0	0-0	0-0	0-0	0-0-0	0	0	0	0	0	0
at USF *	0	0-0	0-0	0-0	0-0-0	0	0	0	0	0	0
CONNECTICUT *	0	0-0	0-0	0-0	0-0-0	0	0	0	0	0	0
at Villanova *	2	0-0	0-0	0-0	0-1-1	1	0	0	0	0	0
ST. JOHN'S *	0	0-0	0-0	0-0	0-0-0	0	0	0	0	0	0
at DePaul *	0	0-0	0-0	0-0	0-0-0	0	0	0	0	0	0
Georgetown *	0	0-0	0-0	0-0	0-0-0	0	0	0	0	0	0
MARQUETTE *	0	0-0	0-0	0-0	0-0-0	0	0	0	0	0	0
at Seton Hall *	0	0-0	0-0	0-0	0-0-0	0	0	0	0	0	0
NOTRE DAME *	0	0-0	0-0	0-0	0-0-0	0	0	0	0	0	0
at Providence *	0	0-0	0-0	0-0	0-0-0	0	0	0	0	0	0
CINCINNATI *	0	0-0	0-0	0-0	0-0-0	0	0	0	0	0	0
GEORGETOWN *	0	0-0	0-0	0-0	0-0-0	0	0	0	0	0	0
at Rutgers *	0	0-0	0-0	0-0	0-0-0	0	0	0	0	0	0
WEST VIRGINIA *	0	0-0	0-0	0-0	0-0-0	0	0	0	0	0	0

Home games in CAPS

* - BIG EAST Game

! - Manley Field House

- at North Carolina

\$ - at Louisiana-Monroe

2007-08 Notes

Junior forward/center **Lina Lisnere (Riga, Latvia)** scored two points and grabbed a rebound against Saint Peter's • Against Eastern Kentucky, she had a rebound • At Colgate she registered two steals, one assist and one rebound • At North Carolina, she connected on 2-of-3 from behind the arc en route to six points.

Career Statistics

YEAR	G/GS	MP/AVG	FG-FGA	PCT	3FG-3FGA	3PCT	FT-FTA	PCT	REB/AVG	A	TO	BS	S	PTS/AVG
2005-06	6/3	119/19.8	17-40	.425	2-12	.167	9-14	.643	26/4.3	7	9	2	4	45/7.5
2006-07	16/16	366/22.9	23-79	.291	4-18	.222	14-25	.560	55/3.4	17	34	5	13	64/4.0
2007-08	11/0	53/4.8	2-5	.400	2-3	.667	2-2	1.000	6/0.5	2	4	1	2	8/0.7
Totals	33/19	536/16.3	42-124	.339	8-33	.242	25-41	.610	87/2.6	26	47	8	19	117/3.5

Season/Career Highs

Points

Season: 6 at North Carolina (11/18/07)

Career: 11 vs. South Florida (1/28/07)

Field Goals

Season: 2 at North Carolina (11/18/07)

Career: 4 2x, vs. Villanova (1/10/06)

Field-Goal Attempts

Season: 3 at North Carolina (11/18/07)

Career: 12 vs. South Florida (1/28/07)

3-PT Field Goals

Season: 2 at North Carolina (11/18/07)

Career: 2 2x, vs. South Florida (1/28/07)

3-PT Field Goal Attempts

Season: 3 at North Carolina (11/18/07)

Career: 5 2x, vs. South Florida (1/28/07)

Free Throws

Season: 2 vs. Saint Peter's (12/22/07)

Career: 5 vs. South Florida (1/28/07)

Free-Throw Attempts

Season: 2 vs. Saint Peter's (12/22/07)

Career: 8 vs. South Florida (1/28/07)

Offensive Rebounds

Season: 1 vs. UMES (12/19/07)

Career: 3 vs. West Virginia (1/7/06)

Defensive Rebounds

Season: 1 4x, vs. Saint Peter's (12/22/07)

Career: 8 vs. Colgate (11/29/05)

Total Rebounds

Season: 2 vs. UMES (12/19/07)

Career: 9 vs. Colgate (11/29/05)

Assists

Season: 1 2x, vs. UMES (12/19/07)

Career: 5 vs. Colgate (11/29/05)

Steals

Season: 2 at Colgate (11/28/07)

Career: 4 2x, vs. South Florida (1/28/07)

Blocks

Season: 1 vs. Siena (12/28/07)

Career: 3 vs. Louisville (2/24/07)

Minutes

Season: 17 at Colgate (11/28/07)

Career: 40 vs. South Florida (1/28/07)

2007-08 Game Summaries



Coppin State 65, Syracuse 68

11/17/07 3:30 p.m. at Carmichael Auditorium (Chapel Hill, N.C.)

VISITORS: Coppin State 2-3

#	Player	tot-fg		3-pt		rebounds		pf	tp	a	blk	s	min		
		fg	fga	fg	fga	ft	fta							of	de
15	DOWNING, Chanelle	f	1	4	0	0	0	1	1	2	4	2	0	0	15
32	MARTIN, Jennifer	f	3	7	0	0	1	2	1	13	14	2	7	0	1
05	OAKLEY, Shalamar	g	10	24	0	2	0	0	2	3	5	4	20	4	0
14	JOHNSON, Sessalie	g	7	10	0	0	0	1	3	4	2	14	5	2	0
22	SUBER, Rashida	g	8	19	3	9	0	0	0	2	2	2	19	0	0
11	HARRIS, Linda	g	0	0	0	0	0	0	0	0	0	0	0	0	0
20	IRVING, Lakeyah	g	2	0	0	0	0	0	2	1	3	3	0	2	1
23	THOMPSON, Ashley	g	1	4	1	3	0	0	1	1	2	1	3	1	0
24	TOWNES, Arielle	g	0	0	0	0	0	0	0	0	0	0	0	0	0
41	LEGREAIR, Tiffany	g	0	0	0	0	0	0	0	0	0	0	0	0	0
TEAM						2 2 4									
Totals.....		30		70		4 14		3 10		26 36		18 65		10 16 1 8 200	

TOTAL FG%	1st Half: 18-39 46.2%	2nd Half: 12-31 38.7%	Game: 42.9%
3-Pt. FG%	1st Half: 3-10 30.0%	2nd Half: 1-4 25.0%	Game: 28.6%
F Throw %	1st Half: 0-1 0.0%	2nd Half: 1-2 50.0%	Game: 33.3%
Deadball Rebounds:	1,1		

HOME TEAM: Syracuse 1-0

#	Player	tot-fg		3-pt		rebounds		pf	tp	a	blk	s	min		
		fg	fga	fg	fga	ft	fta							of	de
14	SIPAVICIUTE, Vaida	c	0	7	0	0	0	1	3	4	1	0	0	1	0
11	HARRIS, Tasha	g	0	1	0	0	0	0	0	0	0	0	1	0	1
21	MORROW, Erica	g	5	10	1	6	3	5	2	2	4	3	14	4	2
24	JONES, Chandra	g	6	18	1	8	4	7	2	3	5	4	17	1	4
32	MICHAEL, Nicole	g	5	11	1	3	1	5	10	11	0	12	2	4	0
02	GOBUTY, Marisa	g	0	0	0	0	0	0	0	0	0	0	0	0	0
03	JOHNSON, Cintia	g	1	1	0	0	1	0	2	2	2	3	2	3	0
04	MURRAY, Vionca	g	4	5	0	0	1	2	3	1	4	0	9	1	0
20	GOODWIN, Fantasia	g	6	15	0	2	2	3	7	9	16	0	14	2	0
25	HARBUS, Tracy	g	0	1	0	0	0	0	1	1	0	0	2	1	0
TEAM						3 1 4									
Totals.....		27		69		3 20		12 23		20 31		51 10		69 14 18 1 10 200	

TOTAL FG%	1st Half: 12-33 36.4%	2nd Half: 15-36 41.7%	Game: 39.1%
3-Pt. FG%	1st Half: 2-11 18.2%	2nd Half: 1-9 11.1%	Game: 15.0%
F Throw %	1st Half: 3-7 42.9%	2nd Half: 9-16 56.3%	Game: 52.2%
Deadball Rebounds:	6		

Officials: Tony Lipka, Taquia Stewart, Karen Preato

Technical Fouls: Coppin State-None. Syracuse-None.

Attendance: 95

Score by Periods	1st	2nd	Total
Coppin State	39	26	65
Syracuse	29	40	69

The Orange used a dramatic second-half comeback to open the season on the right note with a 69-65 victory against Coppin State. The Orange had four players in double digits including forward **Fantasia Goodwin** and guard **Nicole Michael**, who each recorded double-doubles.

Goodwin registered 14 points and grabbed 16 rebounds and Michael posted 12 points and 11 rebounds.

SU was led by guard **Chandrea Jones**, who scored 17 points, grabbed five rebounds and registered two steals.

Guard **Erica Morrow** tallied 14 pts, four rebounds and dished out a team-high four assists. Forward **Vionca Murray** added nine points.

Morrow opened with the Orange's first basket, but Coppin State quickly answered and grabbed the lead with a 13-3 run for a 24-13 advantage at 10:17 of the first half. The Orange responded with a 3-point basket from Morrow and a field goal by Goodwin to pull the game with six (26-20) at 8:21. However, by halftime the Eagles extended their lead to 39-29.

Syracuse came out flying to begin the second half; scoring 11-consecutive points to move the score to 41-40.

A two-pointer by Goodwin at 14:29 even the score at 45-45 and less than a minute later another bucket by the senior gave SU its first lead since the opening basket.

Coppin pulled the score even, 63-63, at 2:11, but scores by Jones and Murray put the finishing touches on Orange's victory.

Syracuse finished the game shooting 39.1 percent (27-69) from the floor, 15.0 (3-20) percent from behind the arch and 52.2 percent (12-23) from the line. The Orange owned the glass with 51 rebounds, including 20 offensive boards that led to 18 second chance points.

Syracuse 72, North Carolina 97

11/18/07 2 p.m. at Carmichael Auditorium (Chapel Hill, N.C.)

VISITORS: Syracuse 1-1

#	Player	tot-fg		3-pt		rebounds		pf	tp	a	blk	s	min		
		fg	fga	fg	fga	ft	fta							of	de
14	SIPAVICIUTE, Vaida	c	4	9	0	0	4	6	1	2	3	1	12	0	3
11	HARRIS, Tasha	g	1	2	0	1	0	0	0	0	0	0	2	0	1
21	MORROW, Erica	g	5	18	3	8	4	5	3	8	3	17	6	0	5
24	JONES, Chandra	g	1	7	0	3	8	2	7	9	4	10	3	5	0
32	MICHAEL, Nicole	g	0	14	0	2	5	6	2	2	4	5	2	7	0
02	GOBUTY, Marisa	g	0	3	0	2	0	0	2	0	1	0	2	1	0
03	JOHNSON, Cintia	g	2	2	0	0	0	0	0	4	2	4	1	2	0
04	MURRAY, Vionca	g	2	7	0	0	4	4	2	2	0	5	8	0	1
13	BOIDOCK, Anne Marie	g	0	0	0	0	0	0	0	5	0	0	0	0	0
20	GOODWIN, Fantasia	g	4	16	0	1	0	2	3	0	5	8	0	0	0
33	RILEY, Mary Jose	g	0	1	0	0	0	0	0	0	1	0	1	0	0
33	LISNERE, Lisa	g	2	3	2	3	0	0	0	7	1	6	0	1	0
TEAM						6 1 7									
Totals.....		21		72		5 21		25 29		24 22		46 27		21 14 27 6 15 200	

TOTAL FG%	1st Half: 9-40 22.5%	2nd Half: 12-32 37.5%	Game: 29.2%
3-Pt. FG%	1st Half: 2-10 20.0%	2nd Half: 3-11 27.3%	Game: 23.8%
F Throw %	1st Half: 9-11 81.8%	2nd Half: 16-18 88.9%	Game: 86.2%
Deadball Rebounds:	4		

HOME TEAM: 7/6 North Carolina 5-0

#	Player	tot-fg		3-pt		rebounds		pf	tp	a	blk	s	min		
		fg	fga	fg	fga	ft	fta							of	de
02	LARKINS, Erlana	f	4	7	0	0	7	11	6	2	8	3	15	5	1
30	PRINGLE, LaToya	f	2	4	0	0	7	10	2	4	6	2	11	0	2
14	CLAYTOR, Heather	g	3	7	2	6	2	2	1	2	2	10	1	0	3
22	DEGRAFFENREID, Ceter	g	4	12	1	7	0	0	2	2	4	9	4	2	0
32	MCCANTS, Rashanda	g	7	15	4	9	13	8	6	14	4	27	3	0	3
03	MURSEY, Trinity	g	0	1	0	0	0	0	0	2	0	0	0	0	0
04	BARRY, Laura	g	0	0	0	0	0	0	0	0	0	0	0	0	0
05	GRAY, Rebecca	g	0	3	0	1	2	2	0	1	1	2	4	3	0
21	MC FARLAND, Iman	g	4	7	0	0	0	6	2	8	2	8	0	1	1
34	WOOD, Martina	g	1	3	0	0	0	0	1	0	1	2	2	0	0
10	LUCAS, Italee	g	1	5	1	5	0	0	0	0	2	3	1	7	0
51	BRELAND, Jessica	g	5	9	0	1	0	2	4	6	2	10	2	2	1
TEAM						1 3 4									
Totals.....		31		73		8 27		27 28		27 27		54 25		97 20 27 12 17 200	

TOTAL FG%	1st Half: 16-33 48.5%	2nd Half: 15-40 37.5%	Game: 42.5%
3-Pt. FG%	1st Half: 5-14 35.7%	2nd Half: 3-13 23.1%	Game: 29.6%
F Throw %	1st Half: 17-21 81.0%	2nd Half: 10-17 58.8%	Game: 71.1%
Deadball Rebounds:	4		

Officials: Lawson Newton, Tony Lipka, Taiqua Stewart

Technical Fouls: Syracuse-None. #7/6 North Carolina-None.

Attendance: 95

Score by Periods	1st	2nd	Total
Syracuse	29	43	72
7/6 North Carolina	54	43	97

Guard **Erica Morrow** posted a career-high 17 points and eight rebounds and a team-best five assists and four steals in a 97-72 loss to No. 7/6 North Carolina. Center **Vaida Sipaviciute**, who tallied 12 points, had a team-high six blocks. Guard **Chandrea Jones** added 10 points and a team-best nine rebounds.

Jones got SU on the board first with jumper at 19:11 and the two teams exchanged a couple of baskets before UNC went on a 14-3 run to move ahead 19-7.

Two buckets by Sipaviciute sandwiched with a field goal by forward **Fantasia Goodwin** pulled the Orange within three (20-13) at the 10:41 mark, but SU entered the intermission trailing 54-29, despite outrebounding the Tar Heels 27-24.

The second half was a physical one with UNC sending SU to the line 18 times. The Orange was able to convert on 16 of its tries and finished the game shooting 86.2 percent (25-29) from the charity strip. The Orange shot 15 percent better in the second half (37.5) compared to the first (22.5) but were unable to close the gap on the score board. Sipaviciute posted eight points in the second stanza and sparked a 10-2 run with a two-pointer at 4:53. The Orange held the Tar Heels without a basket during the final 4:40.

Forward **Vionca Murray** came alive in the second by scoring six of her eight points. Goodwin also finished the contest with eight and added five boards.

The Orange (1-1) finished the game shooting 29.2 percent (21-72) from the floor and 23.8 percent (5-21) from three-point range. The Tar Heels shot 42.5 percent (31-73) from the field and 29.6 percent (8-27) from behind the three-point line. North Carolina won the battle on the glass with 54 rebounds compared to Syracuse's 46.

Lehigh 54, Syracuse 61

11/26/07 1 p.m. at Manley Field House (Syracuse, N.Y.)

VISITORS: Lehigh 1-3

#	Player	tot-fg		3-pt		rebounds		pf	tp	a	blk	s	min		
		fg	fga	fg	fga	ft	fta							of	de
23	CRITES, Haly	f	3	10	0	1	2	3	0	3	2	7	2	2	1
32	RICH, Melissa	c	0	4	0	0	0	0	1	1	3	0	0	0	26
05	SULLIVAN, Claire	g	1	2	0	2	1	1	2	3	4	0	1	0	18
22	PEARCE, Kaela	g	3	9	2	6	1	2	2	3	3	9	1	0	32
44	SMITH, Tricia	g	1	3	0	0	0	2	1	3	2	2	3	2	0
21	PROSSER, Erica	g	3	7	2	4	4	4	0	2	2	2	12	3	0
25	DALTON, Kristen	g	0	2	0	1	3	4	0	2	2	1	3	0	2
30	DENTLER, Courtney	g	1	0	0	0	0								

Syracuse 75, Colgate 26

11/28/07 7 p.m. at Cotterell Court (Hamilton, N.Y.)

VISITORS: Syracuse 3-1

#	Player	tot-fg		3-pt		rebounds		ft	fta	of	de	tot	pf	tp	a	to	blk	s	min
		fg	fga	fg	fga	ft	fta												
32	MICHAEL, Nicole	f	3	9	1	3	2	2	1	3	4	2	9	3	0	1	3	19	
14	SIPAVICIUTE, Vaida	c	2	4	0	2	2	0	1	1	6	1	1	6	1	2	0	14	
11	HARRIS, Tasha	g	0	3	0	1	2	1	3	4	0	1	5	2	0	3	24		
21	MORROW, Erica	g	4	6	0	2	3	4	1	1	2	1	1	1	0	0	16		
24	JONES, Chandra	g	2	10	0	4	1	2	3	8	11	1	5	3	0	0	15		
02	GOBUTY, Marisa	g	1	7	0	3	0	0	1	0	1	1	2	1	1	0	23		
03	JOHNSON, Cintia	g	1	0	0	2	2	2	4	6	1	2	4	1	0	2	15		
04	MURRAY, Vionca	g	1	5	0	0	2	3	4	8	1	4	0	2	0	1	16		
13	BOIDOCK, Anne Marie	g	3	3	2	2	0	0	0	0	0	8	0	0	0	1	10		
20	GOODWIN, Fantasia	g	10	20	0	1	5	6	7	13	2	25	0	1	0	1	23		
25	HARBUT, Tracy	g	0	1	0	0	2	2	1	2	3	1	2	0	0	1	8		
44	LISNERE, Lina	g	0	1	0	0	0	0	1	1	2	0	1	2	0	2	17		
TEAM																			
Totals.....		26		70		3		16		25		23		59		14		75	

TOTAL FG%	1st Half: 13-36 36.1%	2nd Half: 13-34 38.2%	Game: 37.1%
3-Pt. FG%	1st Half: 0-9 0.0%	2nd Half: 3-7 42.9%	Game: 18.8%
F Throw %	1st Half: 11-13 84.6%	2nd Half: 9-12 75.0%	Game: 80.0%
Deadball Rebounds:	2		

HOME TEAM: Colgate 1-5

#	Player	tot-fg		3-pt		rebounds		ft	fta	of	de	tot	pf	tp	a	to	blk	s	min
		fg	fga	fg	fga	ft	fta												
02	GILLARD, Caitlin	f	1	6	0	0	4	4	0	3	3	2	6	0	4	1	0	26	
33	GIER, Georgia	f	1	7	0	0	1	3	3	5	8	3	3	0	1	0	2	32	
21	KOZLOWSKI, Sami	g	2	11	0	3	0	0	0	0	3	4	2	5	0	1	37		
40	LIBRIZZI, Evan	g	0	6	0	5	0	0	0	0	0	1	0	0	2	0	29		
42	GARMAN, Katie	g	3	10	0	4	0	0	0	3	3	5	6	0	4	0	1	27	
25	BRIM, Kendra	g	0	5	0	0	5	6	3	7	2	5	0	0	0	0	20		
31	JANN, Alyssa	g	0	4	0	1	0	0	0	0	0	2	0	2	0	0	11		
44	BRONZO, Elise	g	0	1	0	0	0	0	0	0	0	0	0	0	1	0	2		
50	MOSER, Krista	g	1	1	0	0	0	0	1	0	1	1	2	1	2	0	0	16	
TEAM																			
Totals.....		8		51		0		13		10		13		24		33		19	

TOTAL FG%	1st Half: 6-24 25.0%	2nd Half: 2-27 7.4%	Game: 15.7%
3-Pt. FG%	1st Half: 0-6 0.0%	2nd Half: 0-7 0.0%	Game: 0.0%
F Throw %	1st Half: 3-5 60.0%	2nd Half: 7-8 87.5%	Game: 76.9%
Deadball Rebounds:	1		

Officials: Jerome Davis, Kim Evans, Victor Torreggiano

Technical fouls: Syracuse-None. Colgate-None.

Attendance: 275

Score by Periods	1st	2nd	Total
Syracuse	37	38	75
Colgate	15	11	26

Forward **Fantasia Goodwin** posted a career- and game-high 25 points and 13 rebounds in a 75-26 victory at Colgate. The Red Raiders led for a brief 26 seconds early in the game, which was the first time in SU's last two outings that it found itself trailing.

The Orange had 11 different scorers in the game. Behind Goodwin was guard **Erica Morrow**, who tallied 11. Forward **Nicole Michael** posted nine and guard **Anne Marie Boidock** registered a career-high eight.

Guard **Chandra Jones** had a career-high 11 rebounds, helping the SU rebound Colgate, 59-33.

After a defensive struggle for the first six minutes in which both teams traded a pair of buckets, the SU blew the game wide open by going on a 24-4 run that lasted 6:38. SU had five different scorers during the streak, including Morrow who produced seven points. Jones started the run at 13:57 and ended it at 6:41 with the score at 25-8.

The Red Raiders only added three points before the Orange went on a 10-0 run over 3:59 to move ahead 37-13. A late hoop by the Colgate sent the game into the break at 37-15.

The Orange wasted no time out of the gate in the second by going on an 8-0 run that included a 3-pointer by Michael - the Orange's first 3-pointer of the contest. SU moved ahead by 30 (45-15) after Jones capped the run at 17:14.

Goodwin had an eight-point streak of her own between 11:39 and 9:21, moving the Orange ahead by 41 points (61-20).

A three-pointer by Boidock with 33 seconds remaining in the game gave the Orange its largest lead of the game (49) and produced the final score, 75-26. It was the largest margin of victory for the Orange since it defeated Long Island 96-34 during the 1998-99 season.

Eastern Kentucky 67, Syracuse 88

12/01/07 1 p.m. at Fant-Ewing Coliseum (Monroe, La.)

VISITORS: Eastern Kentucky 3-1

#	Player	tot-fg		3-pt		rebounds		ft	fta	of	de	tot	pf	tp	a	to	blk	s	min
		fg	fga	fg	fga	ft	fta												
10	WATERS, Lindsey	f	3	5	0	0	0	0	4	4	4	6	0	1	1	0	13		
40	JONES, Shavonne	f	2	8	0	0	0	0	3	6	2	4	1	2	1	1	19		
03	CAZEB, Ashley	g	2	8	1	4	6	7	3	6	3	11	4	1	0	0	31		
23	JONES, Crystal	g	5	10	3	4	4	1	3	4	3	17	4	1	0	0	22		
33	AVERY, Niki	g	6	12	4	8	0	0	1	2	2	16	4	2	0	2	34		
14	COLE, Colette	g	0	2	0	0	0	0	1	1	0	0	0	0	1	6			
20	WHITE, Cherie	g	1	6	0	1	2	0	1	1	3	3	0	0	0	1	22		
21	CONLEY, Laechia	g	0	0	0	0	0	0	1	1	1	0	0	1	0	5			
30	MUSZAK, Ilona	g	1	4	1	4	0	0	0	0	0	3	0	2	0	0	11		
24	MOSSONG, Nadia	g	0	0	0	0	0	0	1	2	3	2	0	0	1	0	7		
42	BENTLEY, Latonyah	g	0	5	0	0	0	0	1	1	3	0	0	2	0	0	12		
45	STOKES, Latanya	g	2	6	0	0	3	6	1	3	4	4	7	0	1	1	18		
TEAM																			
Totals.....		22		66		9		20		14		19		27		67		88	

TOTAL FG%	1st Half: 12-36 33.3%	2nd Half: 10-30 33.3%	Game: 33.3%
3-Pt. FG%	1st Half: 5-14 35.7%	2nd Half: 4-6 66.7%	Game: 45.0%
F Throw %	1st Half: 5-8 62.5%	2nd Half: 9-11 81.8%	Game: 73.7%
Deadball Rebounds:	3		

HOME TEAM: Syracuse 4-1

#	Player	tot-fg		3-pt		rebounds		ft	fta	of	de	tot	pf	tp	a	to	blk	s	min
		fg	fga	fg	fga	ft	fta												
14	SIPAVICIUTE, Vaida	c	5	8	0	0	1	2	4	6	1	10	1	2	3	0	23		
11	HARRIS, Tasha	g	0	2	0	0	2	4	0	0	0	2	2	1	1	0	0	10	
21	MORROW, Erica	g	3	4	3	3	1	2	1	5	6	10	9	2	0	2	33		
24	JONES, Chandra	g	7	12	2	3	1	1	1	3	4	7	3	2	7	1	0	31	
02	MICHAEL, Nicole	g	5	15	0	4	5	1	5	6	3	14	0	1	0	1	19		
02	GOBUTY, Marisa	g	1	5	0	3	0	0	2	2	2	2	1	1	0	0	9		
03	JOHNSON, Cintia	g	1	1	0	0	0	0	0	0	1	2	4	1	1	0	20		
04	MURRAY, Vionca	g	1	2	0	0	2	2	1	0	1	2	4	0	2	0	14		
13	BOIDOCK, Anne Marie	g	0	0	0	0	0	0	0	0	0	0	0	0	0	0	2		
20	GOODWIN, Fantasia	g	6	8	0	1	5	8	1	4	5	17	0	1	0	1	17		
25	HARBUT, Tracy	g	0	0	0	0	0	1	3	4	3	0	0	1	0	0	19		
44	LISNERE, Lina	g	0	0	0	0	0	1	1	0	0	0	0	0	0	0	3		
TEAM																			
Totals.....		29		57		5		10		25		35		12		28		49	

TOTAL FG%	1st Half: 18-29 62.1%	2nd Half: 11-28 39.3%	Game: 50.9%
3-Pt. FG%	1st Half: 4-7 57.1%	2nd Half: 1-3 33.3%	Game: 50.0%
F Throw %	1st Half: 15-20 75.0%	2nd Half: 10-15 66.7%	Game: 71.4%
Deadball Rebounds:	3, 2		

Officials: R-Doc Sisk, U1-Susan Bargo, U2-Luis Gonzales

Technical fouls: Eastern Kentucky-None. Syracuse-None.

Attendance: 225

Score by Periods	1st	2nd	Total
Eastern Kentucky	34	33	67
Syracuse	55	33	88

The Orange had five student-athletes in double-digits, including guard **Chandra Jones** who tallied a career-high 27 points, in a 88-67 win against Eastern Kentucky.

The SU registered 55 first half points, which is the most points in a half since posting 59 at West Virginia during the 2000-01 season. SU shot a scintillating 62.1 percent (18-29) with Jones and forward **Fantasia Goodwin** leading the team during the first stanza with 17 points apiece.

Goodwin registered 17 points and pulled down five rebounds. Forward **Nicole Michael** scored 14 points, including 10 in the second half.

The Orange found itself trailing early in the contest as the Lady Colonels moved ahead 18-13 with a jumper by forward Lindsey Waters at 11:39. SU responded less than a minute later at 10:53 when Goodwin's free throw sparked a 20-5 run.

SU was back at it again at 3:35 when the team began a 17-2 run that lasted until the end of the half. Guard **Erica Morrow** sent the game into the break at 55-34 with a buzzer-beater three-pointer.

The Orange began the second with an 8-2 run, which extended SU's lead to 63-36 at 15:50 and the Lady Colonels (3-1) were only able to get as close as 20 points in the second half, while being outrebounded, 23-18.

The Orange finished shooting a season-high 50.0 percent (29-57) from the field and 50.0 percent (5-10) from three-point land. The team outrebounded its opponent 40-39, while scoring 38-16 points in the paint.

Eastern Kentucky shot 33.3 percent (22-66) from the floor, 45.0 percent (9-20) from behind the arc and 73.7 percent (14-19) from the charity strip.

Syracuse 69, Louisiana Monroe 56

12/02/07 3:30 p.m. at Fant-Ewing Coliseum (Monroe, La.)

VISITORS: Syracuse 5-1

#	Player	tot-fg		3-pt		rebounds		ft	fta	of	de	tot	pf	tp	a	to	blk	s	min
		fg	fga	fg	fga	ft	fta												
14	SIPAVICIUTE, Vaida	c	2	3	0	0	1	0	2	2	1	4	0	0	0	0	16		
11	HARRIS, Tasha	g	2	5	2	3	0	0	2	2	0	6	4	6	0	1	26		
21	MORROW, Erica	g	2	4	1	2	2	1	3	4	0	4	7	5	0	0	27		
24	JONES, Chandra	g	7	15	0	3	1	4	5	8	3	15	2	4	1	2	36		
32	MICHAEL, Nicole	g	7	12	0	1	1	1	0	9	1	15	1	3	3	1	35		
02	GOBUTY, Marisa	g	1	1	1	1	0	0	0	0	1	3	0	0	0	6			
03	JOHNSON, Cintia	g	0	0	0	0	0	0	0	0	0	3	0	0	1	8			
04	MURRAY, Vionca	g	1	2	0	0	2	2	1	2	0	4	0	0	0	12			
13	BOIDOCK, Anne Marie	g	0																

2007-08 Game Summaries



Penn State 53, Syracuse 72

12/06/07 7 p.m. at the Carrier Dome (Syracuse, N.Y.)

VISITORS: rv/rv Penn State 6-3

#	Player	tot-fg		3-pt		rebounds		pf	tp	a	blk	s	min					
		fg	fga	fg	fga	ft	fta							de	to			
05	WILLIAMS, Mashea	f	7	15	1	2	3	4	2	3	5	3	18	3	3	33		
25	GISSENDANNER, Kamela	f	3	9	0	3	2	3	1	9	10	2	8	2	3	0	1	34
24	MARK, Rashida	c	0	4	0	0	3	4	3	3	6	0	3	1	3	1	0	21
01	GRANT, Tyra	g	3	9	0	4	1	2	2	4	0	7	2	6	2	0	28	
03	O'ROURKE, Brianne	g	2	11	1	6	2	2	0	1	1	3	7	0	2	0	1	38
23	QUINN, Meggan	g	0	3	0	2	0	0	1	2	0	0	1	0	0	0	14	
33	MONROE, Meredith	g	2	4	0	0	0	0	2	2	1	4	0	0	0	0	8	
34	LEWIS, Evelyn	g	1	2	0	0	2	2	2	0	2	3	4	0	0	0	9	
42	WOLFF, Janessa	g	1	3	0	0	0	0	1	2	2	2	0	4	0	0	15	
TEAM																		
Totals.....		19	60	2	17	13	16	15	24	39	14	53	9	21	3	5	200	

TOTAL FG%	1st Half: 6-28 21.4%	2nd Half: 13-32 40.6%	Game: 31.7%
3-Pt. FG%	1st Half: 0-9 0.0%	2nd Half: 2-8 25.0%	Game: 11.8%
F Throw %	1st Half: 6-9 66.7%	2nd Half: 7-7 100%	Game: 81.3%
Deadball Rebounds:	1		

HOME TEAM: Syracuse 6-1

#	Player	tot-fg		3-pt		rebounds		pf	tp	a	blk	s	min				
		fg	fga	fg	fga	ft	fta							de	to		
24	JONES, Chandra	f	4	13	1	6	6	6	4	10	4	15	3	3	1	0	26
32	MICHAEL, Nicole	f	6	9	1	3	3	4	2	2	4	4	16	0	0	1	26
14	SIPAVICIUTE, Vaida	c	1	4	0	0	0	1	3	4	2	2	0	1	3	0	15
11	HARRIS, Tasha	g	1	7	1	4	2	2	0	1	1	0	5	2	0	2	23
21	MORROW, Erica	g	4	13	3	6	4	4	1	4	5	2	15	2	6	0	31
02	GOBUTY, Marisa	g	0	0	0	0	0	0	0	0	0	0	0	0	0	0	10
03	JOHNSON, Cintia	g	0	0	0	0	0	0	0	0	0	1	0	0	0	0	10
04	MURRAY, Vionca	g	4	4	0	1	2	2	4	1	2	2	1	2	1	1	21
13	BOIDOCK, Anne Marie	g	0	0	0	0	0	0	1	1	0	0	0	0	0	0	2
20	GOODWIN, Fantasia	g	4	9	0	2	0	0	4	4	2	8	1	3	0	1	22
25	HARBUT, Tracy	g	1	2	0	0	0	0	4	4	0	2	5	1	0	0	21
33	RILEY, Mary Joe	g	0	0	0	0	0	0	0	0	0	0	0	0	0	0	1
44	LISNERE, Lina	g	0	0	0	0	0	0	0	0	0	0	0	0	0	0	1
TEAM																	
Totals.....		25	61	6	16	16	17	13	28	41	16	72	18	16	5	8	200

TOTAL FG%	1st Half: 13-35 37.1%	2nd Half: 12-26 46.2%	Game: 41.0%
3-Pt. FG%	1st Half: 5-13 38.5%	2nd Half: 1-3 33.3%	Game: 37.5%
F Throw %	1st Half: 4-4 100%	2nd Half: 12-13 92.3%	Game: 94.1%
Deadball Rebounds:	0		

Officials: Bill Titus, Kathleen Lynch, Laura Morris

Technical fouls: rv/rv Penn State-None. Syracuse-None.

Attendance: 514

Score by Periods	1st	2nd	Total
rv/rv Penn State	18	35	53
Syracuse	35	37	72

The trio of guards **Nicole Michael**, **Chandra Jones** and **Erica Morrow** led the Orange to a commanding 72-53 victory against Penn State. Michael tallied 16 points and Jones and Morrow each added 15.

Michael led the team in scoring for the second time this year and Jones registered her second double-double of her career with a game-high tying 10 boards.

Morrow connected on 3-of-6 from behind the three-point line, grabbed five rebounds and made a team-high three steals.

Penn State, who received votes in both polls, entered the game coming off an 86-84 victory against 11/10 Duke, on Dec. 2.

Syracuse's defense limited Penn State to only 31.7 percent (19-60) shooting, including 11.8 percent (2-17) from three-point range. The Orange forced 21 turnovers and outrebounded the Lady Lions, 41-39. SU is a perfect 6-0 when owning the glass.

The Orange jumped out to an early 11-2 lead at 11:28 thanks to an 11-0 run that lasted 4:21. Michael ended the streak at 15:03 by eluding a defender in midair to send in the lay-up.

SU's defense limited PSU to 1-of-14 shooting before the Lady Lions scored seven straight to cut the deficit to 18-11 at 7:02.

With three treys and a handful of buckets during the final 5:01, the Orange took a 35-11 advantage into the half.

Penn State's leading scorer this season, guard Tyra Grant was held with out a point until the 14:56 mark of the second half.

The Orange grabbed its largest lead of 29 (60-29) at 9:10 before Penn State applied a full court press. However, PSU was only able to come within 19 before the game ended at 72-53.

Northeastern 46, Syracuse 79

12/09/07 1 p.m. at the Carrier Dome (Syracuse, N.Y.)

VISITORS: Northeastern 3-4

#	Player	tot-fg		3-pt		rebounds		pf	tp	a	blk	s	min				
		fg	fga	fg	fga	ft	fta							de	to		
25	HODELL, Stephanie	f	3	7	0	0	0	0	2	5	7	3	6	1	5	38	
32	CREW, Jasmine	f	7	18	0	6	4	4	3	6	9	3	18	0	0	1	37
01	SMALLWOOD, Shalese	g	3	11	2	6	0	0	2	1	3	1	8	3	0	1	39
11	FELDMAN, Ashlee	g	3	16	2	11	0	0	1	2	3	4	8	5	1	0	35
45	PABLOS, Lucia	g	2	5	0	1	2	2	1	0	1	3	6	0	4	0	34
10	MAYBERRY, Mia	g	0	3	0	2	0	0	0	0	0	0	0	1	0	0	6
12	CHRISTIAN, Taryn	g	0	0	0	0	0	0	1	1	0	2	0	0	0	7	
14	THOMAS, India	g	0	0	0	0	0	0	0	0	0	0	0	0	0	0	4
TEAM																	
Totals.....		18	60	4	26	6	6	12	17	29	15	46	11	1	8	200	

TOTAL FG%	1st Half: 9-30 30.0%	2nd Half: 9-30 30.0%	Game: 30.0%
3-Pt. FG%	1st Half: 2-16 12.5%	2nd Half: 2-10 20.0%	Game: 15.4%
F Throw %	1st Half: 4-4 100%	2nd Half: 2-2 100%	Game: 100%
Deadball Rebounds:	0		

HOME TEAM: Syracuse 7-1

#	Player	tot-fg		3-pt		rebounds		pf	tp	a	blk	s	min				
		fg	fga	fg	fga	ft	fta							de	to		
24	JONES, Chandra	f	8	14	2	4	0	4	10	14	0	18	4	1	0	2	27
32	MICHAEL, Nicole	f	3	7	0	1	1	2	0	5	5	1	7	2	0	2	33
14	SIPAVICIUTE, Vaida	c	5	8	0	0	1	2	0	1	1	1	11	2	1	0	21
11	HARRIS, Tasha	g	2	4	2	4	0	0	0	1	1	1	6	7	3	0	21
21	MORROW, Erica	g	3	4	3	4	0	0	1	1	1	1	9	2	2	0	27
02	GOBUTY, Marisa	g	0	2	0	0	2	1	3	4	0	2	1	0	0	0	13
03	JOHNSON, Cintia	g	1	1	0	0	1	3	0	2	2	3	4	3	0	0	16
04	MURRAY, Vionca	g	3	5	0	0	5	6	2	1	3	0	11	0	1	0	26
13	BOIDOCK, Anne Marie	g	0	0	0	0	0	0	0	0	0	0	0	0	0	0	2
20	GOODWIN, Fantasia	g	6	8	0	0	1	1	4	5	0	12	2	2	0	0	20
25	HARBUT, Tracy	g	0	1	0	0	0	0	1	2	0	0	0	1	0	1	8
33	RILEY, Mary Joe	g	0	0	0	0	0	1	0	1	0	0	1	0	0	0	3
44	LISNERE, Lina	g	0	0	0	0	0	0	0	0	0	0	0	0	0	0	3
TEAM																	
Totals.....		31	54	7	13	10	16	10	30	40	6	79	24	15	4	9	200

TOTAL FG%	1st Half: 18-31 58.1%	2nd Half: 13-23 56.5%	Game: 57.4%
3-Pt. FG%	1st Half: 5-9 55.6%	2nd Half: 2-4 50.0%	Game: 53.8%
F Throw %	1st Half: 3-4 75.0%	2nd Half: 7-12 58.3%	Game: 62.5%
Deadball Rebounds:	2		

Officials: Mark Zentz, John Palermo, John Almarode

Technical fouls: Northeastern-None. Syracuse-None.

Attendance: 523

Score by Periods	1st	2nd	Total
Northeastern	24	22	46
Syracuse	44	35	79

Guard **Chandra Jones** combined 18 points with a career-high 14 boards to lead the Orange to a 79-46 victory against Northeastern. The double-double was Jones' second consecutive and third of the season.

The only lead the Orange would need came when Jones hit a short jumper only six seconds into the game that sparked an 11-0 run. The 5-9 guard produced seven points during the streak and center **Vaida Sipaviciute** added two.

Jones was 8-for-14 from the floor. She leads the team with 14.6 points per game and 9.25 rebounds per game. She produced her double-double in the first half with 14 points and 10 rebounds.

SU used 57.4 percent (31-54) shooting to improve to 7-1, its best start since beginning with the same mark during the 1997-98 season.

The Orange shot a season-best 53.8 percent from behind the three-point line. Guard **Erica Morrow** connected on 3-of-4 and Jones and guard **Tasha Harris** each went 2-for-4.

Morrow finished with nine points and Sipaviciute and forward **Vionca Murray** each added 11. Forward **Fantasia Goodwin** was second on the team with 12 points, including 10 in the second half.

The Orange drained the first five of its shots and held the Huskies to 2-of-8 shooting in the opening minutes. SU added to its first half lead with an 11-3 run between 12:52 and 9:29. SU grabbed its largest lead of the first 23 points (44-21) when guard **Cintia Johnson** picked off a pass from Huskies freshman forward Mia Mayberry and made the easy two at 1:36.

After the teams exchanged a couple of hoops in the opening moments of the second, SU went on a 12-2 run that lasted 4:21. A trey by Morrow at 13:07 capped the streak and gave the Orange a 59-31 advantage.

Sipaviciute gave SU its largest lead of 34 (76-42) with a bucket at 2:18 and two free-throws by guard **Marisa Gobuty** sealed the Orange's 79-46 win.

Syracuse 77, Princeton 75

12/17/07 2 p.m. at the Jadwin Gym (Princeton, N.J.)

VISITORS: Syracuse 8-1

#	Player	tot-fg		3-pt		rebounds		pf	tp	a	blk	s	min				
		fg	fga	fg	fga	ft	fta							de	to		
32	MICHAEL, Nicole	f	5	8	0	2	2	0	3	3	3	12	0	1	2	23	
14	SIPAVICIUTE, Vaida	c	3	6	0	2	2	1	3	4	0	8	0	1	3	0	11
11	HARRIS, Tasha	g	3	6	1	2	2	0	1	1	1	9	4	1	0	1	27
21	MORROW, Erica	g															

UMES 56, Syracuse 85

12/19/07 7 p.m. at the Carrier Dome (Syracuse, N.Y.)

VISITORS: Maryland Eastern Shore 4-4

#	Player	tot-fg		3-pt		rebounds		ft	fta	of	de	pf	tp	a	to	blk	s	min
		fg	fga	fg	fga	ft	fta											
03	VELTKAMP, Kristi	f	0	7	0	0	3	4	3	1	4	4	3	0	2	1	1	23
33	MCBRIDE, April	f	6	13	1	2	1	3	2	8	10	4	14	2	6	1	2	33
15	AVIOLA, Jessica	c	0	1	0	0	0	0	0	0	0	3	0	0	1	0	0	6
32	MORTON, Casey	g	4	16	0	5	0	1	1	3	4	3	8	3	2	0	3	39
34	REID, Tiffany	g	6	16	2	8	1	2	3	1	4	1	15	1	3	3	3	32
01	ADKINS, Brittany	1	3	0	0	2	2	2	3	5	3	4	1	3	0	0	14	
02	FRAZIER, Taleah	0	0	0	0	2	4	0	0	0	3	2	0	0	0	0	8	
13	PARKER, Chena	2	3	0	0	1	4	2	7	9	4	5	2	0	2	0	23	
23	TYLER, Queenique	2	4	1	3	0	0	0	0	0	2	5	1	4	0	0	14	
24	MCCLANE, Josephine	0	4	0	4	0	0	0	0	0	2	0	0	0	0	1	8	
TEAM						4		2		6								
Totals.....		21	67	4	22	10	21	25	42	30	56	8	23	7	10	20		

TOTAL FG%	1st Half: 7-35 20.0%	2nd Half: 14-32 43.8%	Game: 31.3%
3-Pt. FG%	1st Half: 3-15 20.0%	2nd Half: 1-7 14.3%	Game: 18.2%
F Throw %	1st Half: 8-14 57.1%	2nd Half: 6-23 26.3%	Game: 50.0%

Deadball Rebounds: 4

HOME TEAM: rv/- Syracuse 9-1

#	Player	tot-fg		3-pt		rebounds		ft	fta	of	de	pf	tp	a	to	blk	s	min
		fg	fga	fg	fga	ft	fta											
24	JONES, Chandra	f	6	14	0	3	6	10	3	5	8	2	18	6	3	0	2	23
32	MICHAEL, Nicole	f	2	9	0	1	8	9	4	8	12	2	12	2	0	0	0	19
14	SIPAVICIUTE, Vaida	c	1	2	0	0	3	4	0	1	1	0	5	0	3	5	0	17
11	HARRIS, Tasha	g	1	4	0	2	2	4	1	1	2	1	4	3	2	0	5	24
21	MORROW, Erica	g	3	8	1	5	4	6	1	3	4	1	11	2	5	1	4	25
02	GOBUTY, Marisa	0	0	0	0	0	0	0	0	1	1	0	1	2	0	0	12	
03	JOHNSON, Cintia	0	0	0	0	1	4	1	1	2	1	1	2	0	0	1	16	
04	MURRAY, Vionca	4	9	0	0	3	8	2	3	5	2	11	0	1	1	2	18	
13	BOIDOCK, Anne Marie	0	1	0	1	0	0	0	0	0	0	0	0	0	0	0	5	
20	GOODWIN, Fantasia	7	11	0	0	5	6	5	8	13	3	19	0	1	1	2	23	
25	HARBUT, Tracy	2	2	0	0	0	0	1	1	2	1	4	0	1	0	0	9	
44	LISNERE, Lina	0	0	0	0	0	1	1	2	1	0	1	0	0	0	0	9	
TEAM						3		2		5								
Totals.....		26	60	1	12	32	51	22	35	57	15	85	16	21	8	16	20	

TOTAL FG%	1st Half: 14-29 48.3%	2nd Half: 12-31 38.7%	Game: 43.3%
3-Pt. FG%	1st Half: 1-7 14.3%	2nd Half: 0-5 0.0%	Game: 8.3%
F Throw %	1st Half: 15-24 62.5%	2nd Half: 17-27 63.0%	Game: 62.7%

Deadball Rebounds: 6

Officials: John Ormsini, Daryl Humphrey, Michael Schmidt
 Technical fouls: Maryland Eastern Shore-TEAM. Syracuse-None.

Attendance: 348

Score by Periods	1st	2nd	Total
Maryland Eastern Shore	25	31	56
Syracuse	44	41	85

With five players in double-digits, the Orange improved to 9-1 with an 85-56 win against Maryland Eastern Shore. Senior **Fantasia Goodwin** posted the eighth double-double of her career and fifth of the season by posting a game-high 19 points and 13 rebounds.

Syracuse, which had nine student-athletes with at least one point, improved its winning streak to eight games. It is only the fourth time in the program's 36-year history that a team has won eight consecutive games. The 9-1 mark is the best since beginning with the same record in 1978-79.

The Orange helped its cause by shooting 43.3 percent (26-60) from the floor, while holding Maryland Eastern Shore to only 31.3 percent (21-67). SU has shot above 40.0 percent in six straight games.

Sophomore **Nicole Michael** posted 12 points and 12 boards for her 11th career double-double.

Junior **Chandra Jones** had 18 points, eight rebounds and a game-high six assists. She has scored 10 or more points in nine-of-10 games this season.

Rounding out the group of Orange student-athletes in double-figures were sophomore **Vionca Murray** and freshman **Erica Morrow** with 11 points each - a career-high tying mark for Murray.

The Orange wasted no time as Michael laid in the games first hoop only six seconds into the game and sparked a 9-2 run to open the contest. In the first half the Orange used runs of 9-2, 10-1 and 9-3 to lead as many as 21.

The Orange shot 48.3 percent (14-29) in the first and for the opening 12 minutes limited the Lady Hawks to 8.7 percent (2-23) shooting.

After SU took a 44-25 lead into the break, and a three-point play by Goodwin at 5:43 gave the Orange its largest lead of 33 (81-48) and its second 80-plus point outing of the year.

Saint Peter's 35, Syracuse 81

12/22/07 1 p.m. at the Carrier Dome (Syracuse, N.Y.)

VISITORS: Saint Peter's 6-4

#	Player	tot-fg		3-pt		rebounds		ft	fta	of	de	pf	tp	a	to	blk	s	min
		fg	fga	fg	fga	ft	fta											
13	REKE, Lauma	f	4	16	0	3	1	2	1	3	4	3	9	0	2	0	1	33
20	BELLAMY, Marcenia	f	0	0	0	0	0	0	2	2	2	0	0	4	2	0	18	
05	BURTS, Johnell	g	1	7	0	3	2	7	1	3	4	3	4	3	1	1	36	
12	KENNEDY, Tania	g	3	9	1	3	0	0	0	0	0	7	2	1	0	20		
23	MORRIS, Natasha	g	0	8	0	5	4	5	1	2	1	4	0	1	2	1	28	
03	SHAUJUYIGBE, Ola	0	1	0	0	0	0	1	0	1	0	0	0	0	0	1		
11	SMITH, Carmen	0	2	0	0	0	0	1	0	1	0	0	2	0	0	7		
21	COLES, Jessica	1	3	0	0	0	0	1	0	1	3	2	0	0	0	11		
22	ALI, Alena	1	1	0	0	0	0	0	0	0	0	1	2	0	0	9		
24	BRYANT, Cassandra	0	0	0	0	0	0	0	0	1	1	1	0	0	0	14		
33	WOODS, Jahdeira	0	1	0	0	0	0	0	0	1	0	0	0	0	0	5		
34	DOUSE, Petagay	0	0	0	0	0	2	1	0	1	2	0	0	1	0	1		
44	RIDDICK, Charlene	3	8	0	0	1	1	2	1	3	4	7	2	1	0	17		
TEAM						3												
Totals.....		13	56	1	14	8	17	10	14	24	21	35	6	16	7	4	20	

TOTAL FG%	1st Half: 6-25 24.0%	2nd Half: 7-31 22.6%	Game: 23.2%
3-Pt. FG%	1st Half: 0-5 0.0%	2nd Half: 1-9 11.1%	Game: 7.1%
F Throw %	1st Half: 1-4 25.0%	2nd Half: 7-13 53.8%	Game: 47.1%

Deadball Rebounds: 5

HOME TEAM: rv/- Syracuse 10-1

#	Player	tot-fg		3-pt		rebounds		ft	fta	of	de	pf	tp	a	to	blk	s	min
		fg	fga	fg	fga	ft	fta											
24	JONES, Chandra	f	5	14	1	3	2	3	5	1	6	1	13	0	4	1	0	24
32	MICHAEL, Nicole	f	3	12	0	1	5	7	6	12	1	11	1	2	2	2	29	
14	SIPAVICIUTE, Vaida	c	2	6	0	0	0	0	0	1	1	1	4	0	0	2	16	
11	HARRIS, Tasha	g	1	3	0	1	2	2	1	2	3	1	4	6	3	0	14	
21	MORROW, Erica	g	5	8	1	3	2	3	5	1	6	0	13	3	0	1	25	
02	GOBUTY, Marisa	2	4	1	3	0	0	0	1	1	0	5	1	0	0	12		
03	JOHNSON, Cintia	0	0	0	0	0	0	3	3	1	0	3	2	0	0	16		
04	MURRAY, Vionca	3	5	0	0	6	7	2	1	3	3	12	0	1	0	17		
13	BOIDOCK, Anne Marie	0	0	0	0	0	0	0	1	1	0	0	0	0	0	3		
20	GOODWIN, Fantasia	8	15	0	0	1	3	8	17	25	3	17	1	3	1	30		
25	HARBUT, Tracy	0	1	0	0	0	0	0	1	1	0	0	0	0	0	4		
44	LISNERE, Lina	0	1	0	0	2	2	0	1	1	0	2	0	1	0	0		
TEAM						2		4		1								
Totals.....		29	69	3	11	20	27	30	37	61	11	81	15	17	7	20		

TOTAL FG%	1st Half: 18-42 42.9%	2nd Half: 11-27 40.7%	Game: 42.0%
3-Pt. FG%	1st Half: 0-4 0.0%	2nd Half: 3-7 42.9%	Game: 27.3%
F Throw %	1st Half: 8-14 57.1%	2nd Half: 12-13 92.3%	Game: 74.1%

Deadball Rebounds: 3

Officials: Joanne Aldrich, Jack Plunkett, Joseph Vaszily
 Technical fouls: Saint Peter's-None. Syracuse-None.

Attendance: 449

Score by Periods	1st	2nd	Total
Saint Peter's	13	22	35
Syracuse	44	37	81

Forward **Fantasia Goodwin** set an Orange single-game standard by grabbing 25 rebounds in Syracuse's 81-35 win against Saint Peter's. Goodwin also added 17 points en route to her third consecutive double-double and fifth of the season.

Goodwin, who had 12 points and 14 rebounds in the first half, eclipsed Sue Scholl's record of 24 rebounds against Rochester on Jan. 30, 1978.

Forward **Nicole Michael** registered her second double-double in a many games and 12th of her career with 11 points and 12 rebounds.

Forward **Erica Morrow** and guard **Chandra Jones** each tallied 13 points and forward **Vionca Murray** had a career-high 12 points.

A hoop by Michael and two baskets by Jones gave SU an early 6-0 lead at 18:43. The Peahens pulled within two (6-4) at 16:04, but Syracuse erupted for a 17-2 run over 5:51 to grab at 23-6 advantage.

Morrow and Goodwin each produced six points during the streak. Nifty passing from guard **Tasha Harris**, who had a career-high tying six assists, highlighted the run when she found Goodwin under the hoop twice.

Goodwin was at it again when she scored six straight during a 14-0 Orange run that lasted from 7:32 to 3:32. The streak was capped when Harris found a wide open Goodwin under the hoop to move the Orange ahead 39-10.

In the second, a 10-0 run between 16:37 and 14:01 of the second half gave the Orange a 60-19 advantage.

Orange's dominance down low helped it earn the 46-point margin of victory. SU scored 36 points in the paint

2007-08 Game Summaries



St. Bonaventure 57, Syracuse 72

12/31/07 1 p.m. at the Carrier Dome (Syracuse, N.Y.)

VISITORS: St. Bonaventure 11-3

#	Player	tot-fg		3-pt		rebounds		pf	tp	a	blk	s	min												
		fg	fga	fg	fga	ft	fta							of	de										
05	MITCHELL, Dana	f	4	18	0	0	2	2	2	4	6	1	10	2	2	0	1	30							
12	SCHIEFFEN, Erica	f	3	10	1	5	0	0	0	0	0	7	2	1	0	0	0	29							
14	JOHNSON, Tiara	g	2	5	0	1	0	0	2	4	6	5	4	2	1	0	0	24							
21	DONETH, Andrea	g	4	7	2	5	1	2	0	1	1	3	11	6	2	1	1	32							
24	MURRAY, Katelyn	g	3	3	3	3	0	0	2	2	0	9	1	2	0	0	0	26							
02	SOLTAU, Iben	g	0	0	0	0	0	0	0	0	0	0	0	0	0	0	0	3							
15	ELLIS, Megan	g	0	0	0	0	0	0	0	0	0	0	0	0	0	0	0	2							
22	GUSTAFSON, Cara	g	2	3	2	2	2	1	1	2	0	8	0	1	0	0	0	26							
23	MALO, Maripier	g	2	4	0	1	1	2	0	2	2	5	0	1	0	0	0	15							
40	EDWARDS, Ashley	g	1	2	0	0	1	4	1	2	3	3	1	4	0	1	1	13							
TEAM						22																			
Totals.....		21		52		17		7		12		17		12		57		14		1		3		200	

TOTAL FG%	1st Half: 11-25 44.0%	2nd Half: 10-27 37.0%	Game: 40.4%
3-Pt. FG%	1st Half: 6-11 54.5%	2nd Half: 2-6 33.3%	Game: 47.1%
F Throw %	1st Half: 1-4 25.0%	2nd Half: 6-8 75.0%	Game: 58.3%
Deadball Rebounds:	3		

HOME TEAM: rv/ Syracuse 12-1

#	Player	tot-fg		3-pt		rebounds		pf	tp	a	blk	s	min												
		fg	fga	fg	fga	ft	fta							of	de										
24	JONES, Chandra	f	6	11	0	1	3	5	2	4	6	2	15	0	2	2	0	29							
32	MICHAEL, Nicole	f	1	7	0	0	3	4	3	7	10	3	5	1	2	1	0	22							
14	SIPAVICIUTE, Vaida	c	3	6	0	0	0	0	1	1	1	6	0	1	0	0	0	17							
11	HARRIS, Tasha	g	4	5	0	1	0	0	0	1	1	8	8	1	0	2	26								
21	MORROW, Erica	g	5	12	1	3	1	2	3	2	5	0	12	5	2	2	31								
02	GOBUTY, Marisa	g	2	2	1	1	0	0	0	1	1	5	0	0	0	0	11								
03	JOHNSON, Cintia	g	0	2	0	0	0	0	0	0	0	0	1	0	0	0	16								
04	MURRAY, Vionca	g	1	7	0	0	0	2	1	3	2	2	1	0	0	0	15								
13	BOIDOCK, Anne Marie	g	0	0	0	0	0	0	0	0	0	0	1	0	0	0	1	2							
20	GOODWIN, Fantasia	g	9	10	0	0	1	2	5	10	2	19	0	3	2	1	27								
25	HARBUT, Tracy	g	0	1	0	0	0	0	0	0	0	1	0	0	0	0	2								
44	LISNERE, Lina	g	0	0	0	0	0	0	0	0	0	0	0	0	0	0	2								
TEAM						3																			
Totals.....		31		63		7		8		13		18		25		43		14		17		26		200	

TOTAL FG%	1st Half: 21-35 60.0%	2nd Half: 10-28 35.7%	Game: 49.2%
3-Pt. FG%	1st Half: 1-3 33.3%	2nd Half: 1-4 25.0%	Game: 28.6%
F Throw %	1st Half: 1-2 50.0%	2nd Half: 7-11 63.6%	Game: 61.5%
Deadball Rebounds:	2		

Officials: Jennifer Rezac, Kathy Lonergan, Michael Schmidt

Technical fouls: St. Bonaventure-None. Syracuse-None.

Attendance: 685

Score by Periods	1st	2nd	Total
St. Bonaventure	29	28	57
Syracuse	44	28	72

Behind a game-high 19 points by forward **Fantasia Goodwin** and 15 points by guard **Chandra Jones**, the Orange women's basketball team defeated St. Bonaventure 72-57. Syracuse extended its winning streak to a school-record 11 games and ties the 1978-79 squad for best start in SU history (12-1).

Goodwin grabbed 10 rebounds for her fifth consecutive double-double. She was 9-of-10 from the field, including 7-of-8 in the first half.

Jones was 6-of-11 from the floor, grabbed six rebounds and made a career-high two blocks.

Guard **Erica Morrow** produced 12, while guard **Tasha Harris** scored eight points and made a career-high eight assists.

A rebound and a layup by Morrow at 16:51 of the first capped an 8-2 Orange run to open the game and a jumper by guard **Marisa Gobuty**, at 15:37 moved SU's lead to 12-4 at 15:37.

The Bonnies responded with 12 straight during the next 3:37 and grabbed a 16-12 lead at 11:46. The Orange pulled the score even at 21-21 when Harris connected on a jumper at 8:43, starting a 13-3 run for Syracuse.

During the streak, Morrow drained SU's first three-pointer of the game after Goodwin added four straight points from down low. Morrow's three capped the run and the Orange held a 32-24 advantage at 5:39.

SU rode a 8-0 run into the halftime and a pull-up jumper by Harris with only three seconds left gave SU a 44-29 lead.

The lead changed four times in the game -- in the first half. Syracuse grabbed its largest lead of the game (23 points) at 6:16 of the second half after center Vaida Sipaviciute connected on a layup.

A three-pointer by the Bonnies guard Andrea Doneth with five ticks remaining produced the 72-57 victory for the Orange.

Louisville 56, Syracuse 79

01/05/08 7 p.m. at the Carrier Dome (Syracuse, N.Y.)

VISITORS: rv/rv Louisville 11-3, 0-1

#	Player	tot-fg		3-pt		rebounds		pf	tp	a	blk	s	min												
		fg	fga	fg	fga	ft	fta							of	de										
13	BINGHAM, Candyce	f	7	14	1	2	4	5	3	2	5	4	19	1	3	1	0	34							
35	MCCOUGHTRY, Angel	f	3	15	1	6	0	3	2	3	5	5	10	3	5	0	4	31							
42	WRIGHT, Chauntise	c	1	3	0	0	0	1	2	0	0	2	1	2	2	0	14								
03	BARLOW, Patrika	g	3	12	0	4	0	0	3	1	4	3	6	5	2	0	1	33							
50	BYRD, Desere	g	4	7	0	1	2	4	3	4	2	10	1	0	0	1	23								
01	EVANS, Kiara	g	0	0	0	0	0	0	0	0	0	3	0	1	2	0	4								
04	SIMMONS, Courtney	g	0	5	2	0	0	1	0	1	2	0	0	0	0	0	3	18							
22	RADDE, Brandie	g	1	6	0	5	0	0	1	1	2	2	0	1	0	2	25								
24	TERRY, Laura	g	1	1	1	0	0	0	1	1	3	0	1	0	0	0	7								
45	HINES, Keshia	g	2	3	0	0	1	1	2	3	0	4	0	2	1	0	11								
TEAM						4																			
Totals.....		22		66		3		21		9		18		19		33		22		56		12		200	

TOTAL FG%	1st Half: 10-26 38.5%	2nd Half: 12-40 30.0%	Game: 33.3%
3-Pt. FG%	1st Half: 1-6 16.7%	2nd Half: 2-15 13.3%	Game: 14.3%
F Throw %	1st Half: 5-7 71.4%	2nd Half: 4-11 36.4%	Game: 50.0%
Deadball Rebounds:	3		

HOME TEAM: rv/rv Syracuse 13-1, 0-0

#	Player	tot-fg		3-pt		rebounds		pf	tp	a	blk	s	min												
		fg	fga	fg	fga	ft	fta							of	de										
24	JONES, Chandra	f	6	12	1	3	7	10	1	2	5	20	1	2	0	0	29								
32	MICHAEL, Nicole	f	5	8	3	2	3	3	8	11	2	15	1	4	4	1	32								
14	SIPAVICIUTE, Vaida	c	0	0	0	0	0	0	1	0	0	0	2	1	0	10									
11	HARRIS, Tasha	g	1	2	1	2	1	2	0	0	0	4	1	4	0	0	12								
21	MORROW, Erica	g	5	10	3	6	8	1	8	9	1	19	5	4	0	1	37								
02	GOBUTY, Marisa	g	1	3	1	3	0	0	1	1	3	0	1	0	0	15									
03	JOHNSON, Cintia	g	0	0	0	0	0	0	1	0	1	0	4	1	0	2	19								
04	MURRAY, Vionca	g	2	2	0	0	0	0	1	1	0	4	0	1	1	0	7								
13	BOIDOCK, Anne Marie	g	0	0	0	0	0	0	0	0	0	0	0	0	0	0	4								
20	GOODWIN, Fantasia	g	2	4	0	0	2	2	3	5	0	6	2	4	0	2	22								
25	HARBUT, Tracy	g	1	2	0	0	6	7	0	3	3	0	8	1	2	0	17								
TEAM						1																			
Totals.....		23		43		9		17		24		32		11		17		19		52		6		200	

TOTAL FG%	1st Half: 10-22 45.5%	2nd Half: 13-21 61.9%	Game: 53.5%
3-Pt. FG%	1st Half: 5-11 45.5%	2nd Half: 4-6 66.7%	Game: 52.9%
F Throw %	1st Half: 3-6 50.0%	2nd Half: 21-26 80.8%	Game: 75.0%
Deadball Rebounds:	4		

Officials: Barbara Jo Smith, Michele St. Pierre, Ron Ledington

Technical fouls: rv/rv Louisville-BARLOW, Patrika. Syracuse-None.

Attendance: 1152

Score by Periods	1st	2nd	Total
rv/rv Louisville	26	30	56
Syracuse	28	51	79

The Orange increased its winning streak to 12 games with a 79-56 victory against Louisville in the BIG EAST opener. Guard **Chandra Jones** led Syracuse with 20 points, while forward **Nicole Michael**, who was 3-for-3 from three-point range, registered her fourth double-double of the season with 15 points and 11 rebounds. Guard **Erica Morrow** used 5-of-10 shooting, including 3-of-6 from behind the three-point line to post a career-high 18 points.

Head coach **Quentin Hillsman's** defense limited Louisville forward Angel McCoughtry, who entered the game as the nation's second leading scorer with 24.3 ppg, to only 10 points and forced her to miss eight of her 10 attempts from the floor.

At 7:26, guard **Marisa Gobuty** ignited the Orange faithful and a 16-2 run lasting 5:23. SU scored 11 consecutive points before UofL finally got back on the board at 4:53. Two free throws at 2:03 by Jones gave the Orange a 27-22, but the Cardinals used four points by freshman guard Deserre Byrd to pull within two (28-26) entering the break.

SU came out of the locker room running, scoring five straight to increase its lead to 35-26 after a layup by Michael at 17:52.

The Orange went on a 17-3 run lasting 5:39. After Michael nailed a three-pointer as the shot clock hit zero, Jones made a falling down basket on the Orange's next possession. The junior then drained a three-pointer her next time down the court. When the run came to an end at 9:49 Syracuse held a 52-33 advantage.

Morrow connected on three of the free throws after a Louisville technical foul and two treys by Michael put the Orange ahead 61-37 and brought the Carrier Dome crowd to its feet.

The Cardinals came within 16 at 3:36 after a layup by junior forward Candyce Bingham, but the Orange offense was too much as it produced a 23-point gap to end the game, 79-56.

Syracuse 75, Pittsburgh 85

01/09/08 7 p.m. at the Petersen Events Center (Pittsburgh, Pa.)

VISITORS: rv/rv Syracuse 13-2, 1-1

#	Player	tot-fg		3-pt		rebounds		pf	tp	a	blk	s	min
		fg	fga	fg	fga	ft	fta						
24	JONES, Chandra	f	5	13									

Syracuse 67, South Florida 60

01/12/08 7 p.m. at the Sun Dome (Tampa, Fla.)

VISITORS: rv/rv Syracuse 14-2, 2-1

#	Player	tot-fg		3-pt		rebounds		ft	tp	a	to	blk	s	min				
		fg	fga	fg	fga	ft	fta								de	tot		
14	SIPAVICIUTE, Vaida	c	2	8	0	0	0	1	3	4	0	4	1	0	3	25		
11	HARRIS, Tasha	g	3	8	0	4	0	0	2	2	1	6	5	2	0	1	30	
21	MORROW, Erica	g	4	9	2	5	6	2	2	4	4	15	1	3	0	0	29	
24	JONES, Chandra	g	7	17	3	4	2	3	0	5	5	0	19	0	2	1	35	
32	MICHAEL, Nicole	g	6	10	0	1	2	3	12	15	4	13	0	5	1	0	33	
02	GOBUTY, Marisa	g	2	0	0	0	0	1	0	1	0	0	0	0	0	0	11	
03	JOHNSON, Cintia	g	0	0	0	0	0	0	0	0	0	0	2	0	0	1	1	
04	MURRAY, Vionca	g	0	0	0	0	0	0	0	0	0	0	0	0	0	0	2	
20	GOODWIN, Fantasia	g	3	6	0	4	5	3	12	12	2	10	0	0	1	0	22	
25	HARBUT, Tracy	g	1	0	0	0	0	1	1	2	2	0	0	0	0	0	12	
	TEAM										1	2	3					
	Totals.....		25	61	5	10	12	16	11	36	47	13	67	9	14	6	1	200

TOTAL FG%	1st Half: 13-27 48.1%	2nd Half: 12-34 35.3%	Game: 41.0%
3-Pt. FG%	1st Half: 2-4 50.0%	2nd Half: 3-6 50.0%	Game: 50.0%
F Throw %	1st Half: 6-6 100%	2nd Half: 6-10 60.0%	Game: 75.0%

Deadball Rebounds: 1

HOME TEAM: USF 10-6, 0-3

#	Player	tot-fg		3-pt		rebounds		ft	tp	a	to	blk	s	min				
		fg	fga	fg	fga	ft	fta								de	tot		
12	OKPALEKE, ChiChi	f	4	10	0	1	0	2	4	6	3	8	0	1	0	0	25	
23	LAWSON, Jessica	c	1	7	0	0	1	4	2	2	4	1	3	0	2	0	16	
01	PACKER, Daiane	g	1	7	1	0	0	2	1	3	1	3	0	1	0	1	28	
03	GRACE, Shantia	g	5	19	0	5	6	7	0	3	3	1	16	5	2	0	1	38
04	SEPULVEDA, Jazmine	g	2	10	2	6	2	2	1	4	5	2	8	7	0	0	2	38
02	MESSINA, Gianna	g	2	2	0	0	1	2	3	2	6	0	1	0	0	1	11	
11	GRANT, Porche	g	2	4	0	0	1	4	0	4	1	4	1	1	0	0	13	
20	SANDERS, Ashley	g	0	1	0	0	0	0	0	0	0	0	0	0	0	0	3	
24	TERRILL, Lonnie	g	0	0	0	0	0	0	0	0	0	0	0	0	0	0	2	
32	DENSON, Brittany	g	4	11	0	2	2	4	9	13	3	10	0	1	5	1	22	
42	DALEMBERT, Melissa	g	1	2	0	0	0	2	1	3	1	2	0	2	0	0	4	
	TEAM										2	2						
	Totals.....		22	73	5	21	11	16	18	28	46	15	60	14	11	5	5	200

TOTAL FG%	1st Half: 10-39 25.6%	2nd Half: 12-34 35.3%	Game: 30.1%
3-Pt. FG%	1st Half: 2-11 18.2%	2nd Half: 3-10 30.0%	Game: 23.8%
F Throw %	1st Half: 2-4 50.0%	2nd Half: 9-12 75.0%	Game: 68.8%

Deadball Rebounds: 2

Officials: Bob Trammell, Bryan Enterline, Ron Ledington

Technical fouls: Syracuse-None. USF-None.

Attendance: 1004

Score by Periods	1st	2nd	Total
rv/rv Syracuse	34	33	67
USF	24	36	60

The Orange fought off a second-half surge by South Florida for a 67-60 victory. SU had four student-athletes in double figures for the fifth time this season and guard **Chandra Jones** led the way with 19 points.

Syracuse carried a 34-24 advantage into the second half, but nine straight by South Florida closed the gap at 15:58. The Orange reestablished a six point cushion (42-36) at 13:34 after a free throw by forward **Nicole Michael**. The Bulls used a three-pointer by junior guard Jazmine Sepulveda and a two-pointer by sophomore forward Porche Grant to pull with one (44-43) at 9:45.

The Orange responded with a basket by guard **Tasha Harris** and a tray by guard **Erica Morrow**, but the Bulls used a 7-0 run to take the lead, 50-49, at 6:01.

SU held a four-point advantage entering the final two minutes and a three-point play by Morrow gave the Orange a 63-56 lead with 1:50 remaining. The Bulls sent Morrow to the line four more times the rest of the way and she converted all four to give the Orange the 67-60 win.

Morrow had 15 points and was 5-of-6 from the charity strip. Jones led the team behind 3-of-4 shooting from three-point range during the game.

Michael, who was a perfect 5-for-5 in the first, scored 13 points and forward **Fantasia Goodwin** had 10 points. Both produced double-doubles with Michael grabbing a game- and season-high 15 boards, while Goodwin had 12.

The game was a battle inside with the Orange barely outrebounding the Bulls, 47-46. Syracuse is undefeated this season when grabbing more rebounds than its opponents. The Orange scored 28 points in the paint, while the Bulls had 26.

The lead changed hands 13 times throughout, including 11 times in the first.

Connecticut 65, Syracuse 59

01/15/08 7 p.m. at the Carrier Dome (Syracuse, N.Y.)

VISITORS: 1/1 Connecticut 16-0, 4-0

#	Player	tot-fg		3-pt		rebounds		ft	tp	a	to	blk	s	min				
		fg	fga	fg	fga	ft	fta								de	tot		
11	SWANIER, Kettia	f	2	6	0	4	0	2	0	4	3	4	4	3	0	1	32	
23	MOORE, Maya	f	6	11	0	2	1	3	9	8	17	2	13	2	6	1	35	
31	CHARLES, Tina	c	3	6	0	0	1	2	5	7	3	6	1	5	1	0	16	
20	MONTGOMERY, Renee	g	4	19	2	12	4	4	2	3	5	1	14	2	3	0	40	
25	THOMAS, Mel	g	4	8	3	7	4	4	1	5	6	4	15	2	0	0	38	
22	GARDLER, Meghan	g	0	2	0	2	0	0	0	1	1	2	0	2	0	0	11	
24	HOUSTON, Charde	g	1	3	0	0	0	0	0	0	0	2	1	0	2	1	5	
30	DIXON, Lorin	g	1	1	1	0	0	0	0	0	0	3	0	1	0	0	6	
41	MCCLAREN, Kaili	g	3	4	0	0	2	2	3	2	5	2	8	1	3	2	1	17
	TEAM										2	7	9					
	Totals.....		24	60	6	28	11	16	19	35	54	17	65	15	23	6	200	

TOTAL FG%	1st Half: 12-29 41.4%	2nd Half: 12-31 38.7%	Game: 40.0%
3-Pt. FG%	1st Half: 6-14 42.9%	2nd Half: 0-14 0.0%	Game: 21.4%
F Throw %	1st Half: 2-2 100%	2nd Half: 9-14 64.3%	Game: 68.8%

Deadball Rebounds: 2

HOME TEAM: rv/rv Syracuse 14-3, 2-2

#	Player	tot-fg		3-pt		rebounds		ft	tp	a	to	blk	s	min			
		fg	fga	fg	fga	ft	fta								de	tot	
24	JONES, Chandra	f	7	21	1	3	3	6	3	2	5	3	18	3	1	0	33
32	MICHAEL, Nicole	f	5	10	1	3	2	4	0	6	6	1	13	1	4	1	27
14	SIPAVICIUTE, Vaida	c	2	2	0	0	0	0	0	1	1	3	4	0	1	0	15
11	HARRIS, Tasha	g	1	5	0	2	0	0	0	1	1	2	2	1	0	0	19
21	MORROW, Erica	g	3	12	2	8	0	1	2	4	6	1	8	2	1	0	37
02	GOBUTY, Marisa	g	0	0	0	0	0	0	0	0	0	0	0	0	0	0	5
03	JOHNSON, Cintia	g	0	2	0	0	1	3	1	0	1	2	1	4	1	0	21
04	MURRAY, Vionca	g	2	3	0	0	2	2	1	2	3	4	6	1	0	0	30
20	GOODWIN, Fantasia	g	3	6	0	1	1	2	2	1	3	0	7	0	2	0	21
25	HARBUT, Tracy	g	0	0	0	0	0	0	0	1	1	0	0	0	0	0	4
	TEAM										1	2	3				
	Totals.....		23	61	4	17	9	18	10	20	30	16	59	15	12	1	16200

TOTAL FG%	1st Half: 16-33 48.5%	2nd Half: 7-28 25.0%	Game: 37.7%
3-Pt. FG%	1st Half: 3-9 33.3%	2nd Half: 1-8 12.5%	Game: 23.5%
F Throw %	1st Half: 1-1 100%	2nd Half: 8-17 47.1%	Game: 50.0%

Deadball Rebounds: 2

Officials: Lisa Mattingly, Sue Blauch, Norma Jones

Technical fouls: 1/1 Connecticut-None. Syracuse-None.

Attendance: 4221

Score by Periods	1st	2nd	Total
1/1 Connecticut	32	33	65
rv/rv Syracuse	36	23	59

The Orange took top-ranked Connecticut to the limit, but time ran out as the Huskies sneaked out with a 65-59 win in front of a record-setting crowd of 4,221.

Trailing 61-51 with just 3:43 remaining in the game, the Orange used an 8-0 run lasting 2:11 to pull within two (61-59) at 1:14. Guard **Chandra Jones**, who scored a game-high 18 points, started the streak with a three at 3:25. Guard **Cintia Johnson** and Jones added free throws and forward **Vionca Murray** converted a three-point play to close the gap.

Connecticut forward Charde Houston battled a group of Orange defenders and sneaked a layup into the front of the basket to move ahead 63-59 with 38 seconds left. Two free throws by guard Renee Montgomery sealed the UConn victory.

SU led at halftime, 36-32 and used a 14-5 run lasting 5:02 halfway through the first to pull ahead 20-15 at 9:32. Murray converted on a three-point play at 10:18 and guard **Erica Morrow** extended the scoring with a three pointer at 5:57 to put the Orange up, 27-20.

A tray by Connecticut guard Lorin Dixon put her team back on the scoreboard, but Morrow answered with another three-pointer and an offensive board and putback by Jones at 5:19 caused UConn to burn a timeout, sending the Orange faithful into a frenzy.

A mini UConn run of five points at the end of the half sent the two teams into the locker room with SU leading 36-32.

For the game, the Orange shot 37.7 percent (23-61) from the floor, 23.5 percent (4-17) from the arc and 50.0 percent (9-18) from the charity stripe. The Huskies were 40.0 percent (24-60) from the field, 21.4 percent (6-28) from three-point range and 68.8 percent (11-16) from the line.

Jones led the Orange in scoring for the 10th time this season and forward **Nicole Michael** had her fourth consecutive game with 13 points. She and Morrow led the team with six rebounds, respectively.

Villanova 60, Syracuse 73

01/19/08 2 p.m. at the Pavilion (Villanova, Pa.)

VISITORS: rv/rv Syracuse 15-3, 3-2

#	Player	tot-fg		3-pt		rebounds		ft	tp	a	to	blk	s	min			
		fg	fga	fg	fga	ft	fta								de	tot	
32	MICHAEL, Nicole	f	6	16	1	3	5	7	4	8	12	1	18	0	3	2	30
14	SIPAVICIUTE, Vaida	c	1	3	0	0	0	0	1	0	1	0	2	1	0	0	10
11	HARRIS, Tasha	g	0	1	0	0	0	0	1	2	3	1	0	2			

2007-08 Game Summaries



St. John's 52, Syracuse 80

01/26/08 2 p.m. at the Carrier Dome (Syracuse, N.Y.)

VISITORS: St. John's 10-9, 1-5

#	Player	tot-fg		3-pt		rebounds		pf	tp	a	blk	s	min																
		fg	fga	fg	fga	ft	fta							of	de														
13	STEN, Tina	f	3	7	1	2	4	0	1	1	3	11	0	2	0	0	25												
25	MCCORVEY, Joy	f	2	8	0	0	1	2	5	1	6	3	5	1	1	0	19												
01	LINDSAY, Sky	g	2	9	0	1	0	2	1	1	3	4	1	2	0	0	30												
12	WRIGHT, Kia	g	3	12	0	1	2	2	1	2	3	4	8	3	4	0	34												
20	MCLEAN, Monique	g	0	4	0	2	2	1	1	2	1	2	1	5	0	1	24												
00	MOORE, Kristin	g	1	1	0	0	0	0	0	0	0	1	2	0	3	0	10												
23	MCMANMON, Kelly	g	2	8	2	4	1	2	0	1	1	7	1	1	0	0	20												
30	HART, Centha	g	3	5	0	0	0	2	8	10	2	6	0	0	1	0	18												
32	ROTOLO, Nikki Jo	g	1	1	0	0	0	2	0	2	0	2	0	0	0	0	2												
33	LEDBETTER, Sherre	g	0	2	0	0	3	4	1	0	1	0	3	0	1	0	10												
52	MITCHELL, Reece	g	1	1	0	0	0	0	0	0	2	2	0	2	0	0	8												
TEAM						2		6		8																			
Totals.....		18		58		3		10		13		18		15		20		52		7		21		1		9		200	

TOTAL FG%	1st Half: 8-27 29.6%	2nd Half: 10-31 32.3%	Game: 31.0%
3-Pt. FG%	1st Half: 2-3 66.7%	2nd Half: 1-7 14.3%	Game: 30.0%
F Throw %	1st Half: 6-8 75.0%	2nd Half: 7-10 70.0%	Game: 72.2%
Deadball Rebounds:	2		

HOME TEAM: 24/24 Syracuse 16-3, 4-2

#	Player	tot-fg		3-pt		rebounds		pf	tp	a	blk	s	min																
		fg	fga	fg	fga	ft	fta							of	de														
24	JONES, Chandra	f	5	15	0	1	6	8	6	5	11	2	16	3	3	0	31												
32	MICHAEL, Nicole	f	8	14	1	2	3	6	3	5	8	2	20	0	4	1	1	26											
14	SIPAVICIUTE, Vaida	c	2	4	0	0	0	1	1	2	1	4	0	0	0	0	12												
11	HARRIS, Tasha	g	1	1	1	0	0	0	1	1	2	3	1	3	0	0	32												
21	MORROW, Erica	g	6	13	0	3	2	3	1	4	1	14	5	4	0	0	34												
02	GOBUTY, Marisa	g	3	4	2	3	0	0	0	1	1	0	8	1	0	0	13												
03	JOHNSON, Cintia	g	0	1	0	0	2	4	0	1	1	1	2	2	1	0	19												
04	MURRAY, Vionca	g	2	5	0	0	3	4	1	2	3	3	7	0	1	1	20												
13	BOIDOCK, Anne Marie	g	0	0	0	0	0	0	0	0	0	0	0	0	0	0	2												
20	GOODWIN, Fantasia	g	2	5	0	0	2	3	2	4	6	4	6	3	0	0	1	23											
25	HARBUT, Tracy	g	0	0	0	0	0	0	0	0	0	1	0	2	0	0	1	8											
TEAM						2		7		9																			
Totals.....		29		62		4		10		18		27		18		28		35		17		80		17		5		11200	

TOTAL FG%	1st Half: 16-33 48.5%	2nd Half: 13-29 44.8%	Game: 46.8%
3-Pt. FG%	1st Half: 2-7 28.6%	2nd Half: 2-3 66.7%	Game: 40.0%
F Throw %	1st Half: 8-11 72.7%	2nd Half: 10-16 62.5%	Game: 66.7%
Deadball Rebounds:	4		

Officials: Tina Napier, Carol Comanita, Michael Schmidt

Technical fouls: St. John's-None. Syracuse-None.

Attendance: 3323

Score by Periods	1st	2nd	Total
St. John's	24	28	52
24/24 Syracuse	42	38	80

Behind a season-high 20 points by guard **Nicole Michael**, the No. 24/24 Orange knocked off St. John's, 80-52. SU reached the 80-point plateau for the fourth time this year after guard **Tasha Harris** nailed a pull-up three-pointer with 28 seconds remaining.

Michael coupled her scoring total with eight rebounds, while guard **Chandra Jones** posted her sixth double-double of the season with 16 points and a game-best 11 rebounds.

Guard **Erica Morrow** scored 14 points and dished out a game-high five assists. Guard **Marisa Gobuty** scored a career-high eight points behind 3-of-4 shooting, including 2-of-3 from way downtown.

The Orange took control of the game early with a 16-2 run and never looked back. Morrow scored eight of her team-best 10 first-half points during the span and capped the run with two free throws, which gave the Orange a 16-6 advantage, at 11:49.

St. John responded with an 8-2 run of its own and pulled with four (18-14) at 9:41, but Michael answered with four straight points to start a 17-4 run for Syracuse lasting 4:22. Gobuty came off the bench to contribute eight points during the span, including two three-pointers.

Morrow's pull up jumper with 15 seconds remaining gave the Orange a 42-24 lead heading into the break.

The Red Storm only pulled within 18 (57-39) with 11:36 remaining in the second. Syracuse put the game out of reach by shooting 44.8 percent (13-29) from the floor in the second and finished shooting 46.8 percent (29-62) for the game. From behind the arc, the Orange shot 40.0 percent (4-10) and connected on 66.7 percent (18-27) from the charity stripe.

The Orange outrebounded the Red Storm, 46-35, and continued its winning streak when outrebounding its opponents to 16 games. Syracuse also outscored St. John's in the paint, 34-24.

Syracuse 69, DePaul 66

01/29/08 8 p.m. at the McGrath Arena (Chicago, Ill.)

VISITORS: 22/22 Syracuse 17-3, 5-2

#	Player	tot-fg		3-pt		rebounds		pf	tp	a	blk	s	min																
		fg	fga	fg	fga	ft	fta							of	de														
32	MICHAEL, Nicole	f	4	12	0	0	3	5	2	5	7	3	11	1	1	1	32												
14	SIPAVICIUTE, Vaida	c	1	1	0	0	0	0	0	3	3	1	2	0	0	1	12												
11	HARRIS, Tasha	g	0	1	0	0	0	0	0	0	0	1	0	0	3	0	13												
21	MORROW, Erica	g	6	16	3	9	0	0	1	2	3	3	15	4	4	0	29												
24	JONES, Chandra	g	4	14	0	1	4	5	4	9	1	12	3	5	0	1	32												
02	GOBUTY, Marisa	g	1	2	1	2	0	0	0	0	0	3	1	0	0	0	6												
03	JOHNSON, Cintia	g	0	0	0	0	0	0	0	0	0	0	2	0	0	2	2												
04	MURRAY, Vionca	g	7	8	0	0	3	3	4	1	5	4	17	0	0	0	24												
20	GOODWIN, Fantasia	g	3	9	0	2	3	3	2	8	10	4	9	0	1	0	29												
25	HARBUT, Tracy	g	0	0	0	0	0	0	2	2	0	2	0	2	0	0	11												
TEAM						3		5		1																			
Totals.....		26		63		4		15		13		16		17		22		44		17		69		11		2		8200	

TOTAL FG%	1st Half: 16-30 53.3%	2nd Half: 10-33 30.3%	Game: 41.3%
3-Pt. FG%	1st Half: 2-8 25.0%	2nd Half: 2-7 28.6%	Game: 26.7%
F Throw %	1st Half: 3-4 75.0%	2nd Half: 10-12 83.3%	Game: 81.3%
Deadball Rebounds:	0		

HOME TEAM: 23/24 DePaul 15-5, 4-3

#	Player	tot-fg		3-pt		rebounds		pf	tp	a	blk	s	min																
		fg	fga	fg	fga	ft	fta							of	de														
20	WILLIAMS, Natasha	f	3	7	0	0	0	0	4	6	10	2	6	1	0	2	27												
23	SMITH, Caprice	f	1	5	0	1	0	0	1	5	6	1	2	2	1	0	18												
14	QUIGLEY, Allie	g	3	15	0	3	6	7	3	1	4	3	12	5	5	0	30												
22	MITTIERO, Missy	g	5	8	3	5	0	2	2	1	3	1	13	0	2	0	27												
23	NAUGHTON, Deirdre	g	8	17	2	10	2	3	2	3	5	2	20	2	2	0	33												
02	PIKES, Taylor	g	0	0	0	0	0	0	0	0	0	0	0	0	0	0	1												
05	CATTELL, Erin	g	0	0	0	0	0	0	1	1	0	0	0	0	1	0	9												
12	THREANT, China	g	0	2	0	0	0	0	1	1	3	0	0	3	0	0	10												
21	JOHNSON, Clara	g	0	2	0	1	0	0	0	0	0	0	2	1	0	1	11												
33	MEDLEY, Holly	g	0	1	0	0	0	0	0	0	0	0	1	0	0	0	7												
41	CHESTER, Felicia	g	5	6	0	0	3	5	1	4	5	3	13	0	0	3	27												
TEAM						2		1		3																			
Totals.....		25		63		5		20		11		17		15		23		38		15		66		13		5		9200	

TOTAL FG%	1st Half: 15-34 44.1%	2nd Half: 10-29 34.5%	Game: 39.7%
3-Pt. FG%	1st Half: 4-11 36.4%	2nd Half: 1-9 11.1%	Game: 25.0%
F Throw %	1st Half: 1-1 100%	2nd Half: 10-16 62.5%	Game: 64.7%
Deadball Rebounds:	2		

Officials: Wesley Dean, Denise Brooks-Clauser, Tim Daley

Technical fouls: Syracuse-None. DePaul-None.

Attendance: 2149

Score by Periods	1st	2nd	Total
22/22 Syracuse	37	32	69
23/24 DePaul	35	31	66

Forward **Vionca Murray** scored a career-high 17 points to lead the No. 22/22 Orange to a thrilling 69-66 victory at No. 23/24 DePaul. Syracuse secured the win when guard **Chandra Jones** nabbed a rebound and made the putback with just 12 seconds remaining. A free throw by forward **Nicole Michael** with two ticks on the clock gave SU a three-point advantage and DePaul's Sam Quigley missed the game-tying, full-court shot as time ran out.

The Orange held its largest lead of the game of nine points (64-55) with 3:49 remaining as a result of an 11-2 run, but the pesky Blue Demons didn't go away and used a 10-0 run in only 1:32 to grab a 65-64 lead at 1:08.

Murray put SU back on top with just 52 seconds remaining, but Quigley even the score (66-66) with 37 seconds left and set the stage for Jones and Michael.

The victory was the first against a ranked opponent since it won 76-71 at No. 24/22 at Boston College on Jan. 18, 2003.

Murray was 7-of-8 from the field and 3-of-3 from the charity stripe and added five rebounds, including a career-high tying four offensive boards.

Freshman **Erica Morrow** tied a career-high with three three-pointers en route to 15 points. Jones tallied eight second-half points and finished with 12, while Michael scored 11 points and grabbed seven boards.

Forward **Fantasia Goodwin**, who leads the team with 9.6 rebounds per game, paced the Orange with 10 boards and added nine points and a career-high tying three steals.

The Orange shot 41.3 percent (26-63) from the floor, 26.7 percent (4-15) from behind the arc and 81.3 percent (13-16) from the foul line. The Blue Demons, who entered averaging 82.1 points per game, shot 39.7 percent (25-63) from the floor, 25.0 percent (5-20) from three-point range and 64.7 percent (11-17) from the line.

Syracuse 71, Georgetown 78

02/02/08 3 p.m. at the McDonough Arena (Washington, D.C.)

VISITORS: 22/22 Syracuse 17-4, 3-5

#	Player	tot-fg		3-pt		rebounds		pf	tp	a	blk	s	min
		fg	fga										

Marquette 67, Syracuse 70

02/10/08 2 p.m. at the Carrier Dome (Syracuse, N.Y.)

VISITORS: Marquette 13-10, 5-5

#	Player	tot-fg		3-pt		rebounds		pf	tp	a	blk	s	min						
		fg	fga	fg	fga	ft	fta							of	de				
21	KOVALENKO, Svetlana	f	6	10	0	0	1	1	3	5	8	2	13	2	3	1	35		
41	FIEDOROWICZ, Paige	c	1	4	0	0	5	6	0	2	2	2	7	2	2	0	2	18	
01	ROBINSON, Angel	g	3	11	0	0	4	5	2	5	7	2	10	5	3	0	5	27	
11	HARRIS, Janelle	g	1	3	0	1	0	0	1	0	1	3	2	1	5	0	2	15	
20	ELLIS, Krystal	g	5	19	2	11	4	4	0	2	2	4	16	4	3	0	1	31	
00	COLLINS, Jasmine	0	0	0	0	0	0	0	0	0	0	0	0	0	0	0	1	1	
03	WEIBEL, Courtney	2	2	1	1	0	0	0	1	1	0	5	0	0	0	0	1	10	
05	MONFRE, Erin	0	2	0	2	0	0	0	1	1	2	0	1	0	0	1	0	12	
14	LAM, Kelly	1	2	0	0	0	0	1	1	0	2	0	0	0	1	9	1	9	
22	MELLEN, Jocelyn	2	6	0	0	2	2	1	2	4	6	1	2	0	1	1	17	17	
23	McMORRIS, Tatiyana	0	0	0	0	0	0	0	0	0	0	0	2	0	1	4	4	4	
42	THROWER, Marissa	2	4	1	2	1	2	2	2	4	6	0	1	0	0	0	21	21	
TEAM						2		3		5									
Totals.....		23	63	4	17	20	11	23	34	21	67	16	21	3	15	20	0	0	0

TOTAL FG%	1st Half: 9-26 34.6%	2nd Half: 14-37 37.8%	Game: 36.5%
3-Pt. FG%	1st Half: 1-9 11.1%	2nd Half: 3-8 37.5%	Game: 23.5%
F Throw %	1st Half: 7-10 70.0%	2nd Half: 10-10 100%	Game: 85.0%
Deadball Rebounds:	0		

HOME TEAM: 23/24 Syracuse 18-4, 6-3

#	Player	tot-fg		3-pt		rebounds		pf	tp	a	blk	s	min						
		fg	fga	fg	fga	ft	fta							of	de				
32	MICHAEL, Nicole	f	5	7	0	0	0	2	6	8	4	10	0	5	0	0	24		
14	SIPAVICIUTE, Vaida	c	3	6	0	1	2	2	0	2	1	7	0	1	2	1	15		
11	HARRIS, Tasha	g	0	1	0	0	2	2	0	1	2	2	6	2	0	3	18		
21	MORROW, Erica	g	8	15	3	7	5	6	2	1	3	2	24	4	3	0	27		
24	JONES, Chandra	g	3	17	0	0	4	7	3	6	9	3	10	2	6	0	4	30	
02	GOBUTY, Marisa	0	1	0	1	0	0	0	0	0	0	0	0	0	0	0	3		
03	JOHNSON, Cintia	0	0	0	0	0	0	0	1	1	0	0	1	1	0	0	3		
04	MURRAY, Vionca	1	2	0	0	6	6	2	2	4	2	8	0	1	1	0	20		
20	GOODWIN, Fantasia	4	10	0	0	1	2	5	9	14	0	9	1	6	1	1	30		
25	HARBUT, Tracy	0	1	0	0	1	0	3	3	2	0	0	1	0	0	18			
TEAM						3		3											
Totals.....		24	60	3	8	19	26	16	32	48	16	70	14	26	4	11	20	0	0

TOTAL FG%	1st Half: 13-30 43.3%	2nd Half: 11-30 36.7%	Game: 40.0%
3-Pt. FG%	1st Half: 1-4 25.0%	2nd Half: 2-4 50.0%	Game: 37.5%
F Throw %	1st Half: 9-12 75.0%	2nd Half: 10-14 71.4%	Game: 73.1%
Deadball Rebounds:	4		

Officials: Bill Titus, Joanne Aldrich, Rachelle Jones
 Technical fouls: Marquette-None. Syracuse-None.
 Attendance: 3552

Score by Periods	1st	2nd	Total
Marquette	26	41	67
23/24 Syracuse	36	34	70

Behind a career-high 24 points by guard **Erica Morrow**, the No. 23/24 Orange defeated Marquette, 70-67, on Sunday in front of a Carrier Dome crowd of 3,552 – the third largest in SU history – during “Think Pink” and National Girls and Women in Sports Day.

MU trailed by as many as 12 in the second half before using a 14-2 run between 11:32 and 7:12 to grab its first lead since the 4:33 of the first. SU rallied for a 7-0 run, which was capped by a three-point by Morrow at 5:43 to put the Orange ahead, 64-58.

A layup by Marquette’s Svetlana Kovalenko regained the lead (65-64) for her team at 4:02, but forward **Fantasia Goodwin’s** free throw at 3:33 pulled the score even for the fourth time of the afternoon. After the Orange built at 70-67 advantage, MU went for two points with time running out, but a Goodwin rejection with three ticks remaining secured the win.

SU had three players in double-digits with forward **Nicole Michael** and guard **Chandra Jones** each posting 10 points.

Forward **Vionca Murray** posted eight points, including four free-throws at the end of the game.

Goodwin, who scored nine points, paced the Orange with 14 rebounds, while Jones and Michael added nine and eight boards, respectively.

Syracuse finished shooting 40.0 percent (24-60) from the floor, 37.5 percent (3-8) from downtown and 73.1 percent (19-26) from the charity stripe. Marquette posted 36.5 percent (23-63) from the field and 85.0 percent (17-20) from the free-throw line.

The Orange outrebounded the Golden Eagles 48-34 and remains undefeated when winning the battle on the glass.

SU trailed for the majority of the first 17 minutes of the game, but exploded for a 21-4 run during the last 6:33 to take a 36-26 lead into the break.

Syracuse 81, Seton Hall 72

02/13/08 7 p.m. at the Walsh Gymnasium (South Orange, N.J.)

VISITORS: 21/23 Syracuse 19-4, 7-3

#	Player	tot-fg		3-pt		rebounds		pf	tp	a	blk	s	min						
		fg	fga	fg	fga	ft	fta							of	de				
32	MICHAEL, Nicole	f	3	5	1	4	5	2	5	7	3	11	0	3	1	25			
14	SIPAVICIUTE, Vaida	c	2	3	0	0	0	0	1	1	0	4	0	1	2	10			
11	HARRIS, Tasha	g	0	2	0	0	0	0	1	1	0	11	3	0	0	27			
21	MORROW, Erica	g	5	10	5	7	8	9	0	3	3	2	23	4	0	37			
24	JONES, Chandra	g	5	13	1	2	2	3	1	4	3	13	1	4	0	34			
02	GOBUTY, Marisa	0	1	0	1	0	2	2	0	0	0	0	0	0	0	4			
03	JOHNSON, Cintia	1	1	0	0	0	0	0	1	1	1	2	0	0	0	9			
04	MURRAY, Vionca	1	2	0	0	4	4	2	4	6	1	6	0	2	1	15			
20	GOODWIN, Fantasia	10	12	0	0	0	0	2	3	5	2	20	0	2	0	26			
25	HARBUT, Tracy	0	0	0	0	0	0	1	1	0	0	0	0	0	0	7			
TEAM						1		4		5									
Totals.....		27	49	7	12	20	22	10	24	34	13	81	17	19	4	13	20	0	0

TOTAL FG%	1st Half: 11-25 44.0%	2nd Half: 16-24 66.7%	Game: 55.1%
3-Pt. FG%	1st Half: 4-9 44.4%	2nd Half: 3-3 100%	Game: 58.3%
F Throw %	1st Half: 4-5 80.0%	2nd Half: 16-17 94.1%	Game: 90.9%
Deadball Rebounds:	0		

HOME TEAM: Seton Hall 13-10, 3-8

#	Player	tot-fg		3-pt		rebounds		pf	tp	a	blk	s	min						
		fg	fga	fg	fga	ft	fta							of	de				
15	EMERY, Nicole	f	2	6	0	0	2	2	3	1	4	5	6	1	4	0	25		
34	CURRY, Letitia	f	3	7	0	0	4	4	3	5	8	0	10	3	0	5	35		
03	BROWN, Shantel	g	0	3	0	2	0	0	1	1	2	0	8	5	0	2	23		
21	MUKOSIJE, Ela	g	3	12	2	4	0	2	1	3	4	8	3	4	0	0	37		
33	WILLIAMS, Ebonie	g	5	13	3	7	2	3	0	2	2	15	2	0	0	1	40		
05	JOSEPH, Kashmere	4	5	0	0	0	0	0	0	0	2	8	0	0	0	13			
10	SULLIVAN, Nikole	0	1	0	0	0	0	0	0	0	0	0	3	2	0	6			
24	RHODIN, Jadis	8	14	6	11	3	4	2	1	3	4	25	2	1	0	1	21		
TEAM						4		1		5									
Totals.....		25	61	11	24	11	31	14	12	26	19	72	19	17	7	9	20	0	0

TOTAL FG%	1st Half: 16-33 48.5%	2nd Half: 7-28 25.0%	Game: 37.7%
3-Pt. FG%	1st Half: 3-9 33.3%	2nd Half: 1-8 12.5%	Game: 23.5%
F Throw %	1st Half: 1-1 100%	2nd Half: 8-17 47.1%	Game: 50.0%
Deadball Rebounds:	0		

Officials: Dee Kantner, Bonita Spence, John Ormsinski
 Technical fouls: Syracuse-None. Seton Hall-None.
 Attendance: 301

Score by Periods	1st	2nd	Total
21/23 Syracuse	30	51	81
Seton Hall	28	44	72

Behind an explosive 23 points by guard **Erica Morrow** and a steady 20 by forward **Fantasia Goodwin**, the No. 21/23 Orange came away from Seton Hall with a 81-72 win. Morrow connected on a career-best 5-of-7 from three-point range, while Goodwin used 10-of-12 shooting for her total.

Forward **Nicole Michael** and junior guard **Chandra Jones** also scored in double-figures with 11 and 13 points, respectively. Michael led the Orange in rebounds with seven.

The Orange didn’t score until 7:51 into the contest when forward **Vionca Murray**, who finished with six points, connected on two free throws at 15:47, but was red hot in the second half scoring 51 points –tying for the most against a BIG EAST opponent this year and the highest second half total overall.

As SU struggled early, the Pirates cruised to a 15-2 first half lead at the 12:36 mark, but SU responded with runs of 9-0 and 11-0.

After Seton Hall freshman Kashmere Joseph put the Pirates up, 22-15, Murray added two free throws and Morrow started streaking with three-straight threes on three consecutive possessions to put SU ahead, 26-22, at 4:16.

Morrow caught fire again in the second half with two consecutive threes to put the Orange up, 53-42, at 10:31. The freshman has combined for 47 points in the past two games – she tallied a career-high 24 points in SU’s 70-67 victory against Marquette on Feb. 10.

The Orange, which led at halftime 30-28, grabbed its largest lead of the game, 69-53, at 4:21 of the second after an 8-2 run, which Goodwin scored four.

Down the stretch, SU connected on 10 free throws to secure the win and finished shooting 90.0 percent (20-22) from the charity strip with Morrow making a career-high eight free throws (8-9).

For the game, Syracuse shot 55.1 percent (27-49), including a season-high 58.3 percent (7-12) from behind the arc. SU outrebounded Seton Hall, 34-26, and scored 38 points in the paint.

Notre Dame 79, Syracuse 67

02/16/08 7 p.m. at the Carrier Dome (Syracuse, N.Y.)

VISITORS: 16/16 Notre Dame 20-5, 8-3

#	Player	tot-fg		3-pt		rebounds		pf	tp	a	blk	s	min				
		fg	fga	fg	fga	ft	fta							of	de		
52	WILLIAMSON, Erica	c	3	6	0	0	8	12	6	5	11	3	14	0	2	3	27
01	GAINES, Tulyah	g	1	3	0	0	2	2	0	2	2	1	4	8	4	0	32
02	ALLEN, Charel	g	8	14	0	0	6	8	4	8	12	2	22	4	1	0	34
20	BARLOW, Ashley	g	4	12	0	0	4	2	4	4	4	8	1	3	0	1	

2007-08 Game Summaries



Syracuse 58, Providence 62

02/19/08 7 p.m. at Alumni Hall (Providence, R.I.)

VISITORS: 22/23 Syracuse 19-6, 7-5

#	Player	tot-fg		3-pt		rebounds		ft	fta	of	de	tp	pf	a	to	blk	s	min
		fg	fga	fg	fga	ft	fta											
11	HARRIS, Tasha	* 0	1	0	0	0	1	2	2	0	2	0	2	3	0	1	15	
14	SIPAVICIUTE, Vaida	* 2	4	0	0	2	4	2	4	0	6	0	0	3	0	23		
21	MORROW, Erica	* 3	7	0	2	0	2	0	6	6	3	6	4	2	0	33		
24	JONES, Chandrae	* 4	13	0	2	9	11	2	4	6	3	17	3	3	0	35		
32	MICHAEL, Nicole	* 3	9	1	3	2	3	0	3	4	9	1	4	1	1	25		
02	GOBUTY, Marisa	0	0	0	0	0	0	0	0	0	1	0	0	1	0	3		
03	JOHNSON, Cintia	0	0	0	0	0	0	0	0	0	0	0	0	0	0	7		
04	MURRAY, Vionca	0	1	0	0	3	5	3	6	1	3	0	0	0	1	17		
20	GOODWIN, Fantasia	5	11	0	0	2	5	2	2	4	2	12	0	3	0	28		
25	HARBUT, Tracy	1	3	0	0	3	4	2	0	2	5	1	0	0	0	14		
TEAM				2		3												
Totals.....		18	49	1	7	21	34	14	24	38	16	58	11	16	4	8	200	

TOTAL FG%	1st Half: 9-23 39.1%	2nd Half: 9-26 34.6%	Game: 36.7%
3-Pt. FG%	1st Half: 0-3 0.0%	2nd Half: 1-4 25.0%	Game: 14.3%
F Throw %	1st Half: 9-14 64.3%	2nd Half: 12-20 60.0%	Game: 61.8%
Deadball Rebounds:	5		

HOME TEAM: Providence 12-13, 2-10

#	Player	tot-fg		3-pt		rebounds		ft	fta	of	de	tp	pf	a	to	blk	s	min
		fg	fga	fg	fga	ft	fta											
01	DARRIAN, Shantee	* 2	5	0	4	5	0	8	8	2	9	0	1	2	32			
12	DORSEY, Brittany	* 2	8	1	4	2	2	2	2	4	4	7	0	2	0	33		
15	HANKINS, Mi-Khida	* 7	14	0	0	8	10	1	1	2	4	22	3	3	1	4	39	
20	HOLMES, Kendria	* 1	7	0	5	2	2	0	0	1	4	6	4	0	0	40		
33	COURNOYER, Emily	* 7	12	1	2	1	2	7	9	4	16	2	3	2	1	31		
03	ETHERIDGE, Ashley	0	0	0	0	0	0	0	0	0	0	0	0	0	0	2		
11	LORENC, Aga	1	1	0	0	0	0	0	0	0	4	2	0	0	2	4		
22	JACKSON, Megan	0	1	0	0	0	0	0	0	0	1	2	0	0	7			
55	CLARK, Jessica	1	2	0	0	0	1	3	4	3	2	0	2	0	12			
TEAM				1		4		5		1								
Totals.....		21	50	2	12	18	20	7	25	32	22	62	12	17	6	8	200	

TOTAL FG%	1st Half: 11-22 50.0%	2nd Half: 10-28 35.7%	Game: 42.0%
3-Pt. FG%	1st Half: 1-5 20.0%	2nd Half: 1-7 14.3%	Game: 16.7%
F Throw %	1st Half: 5-5 100%	2nd Half: 13-15 86.7%	Game: 90.0%
Deadball Rebounds:	0		

Officials: Denise Brooks-Clauser, Bryan Brunette, Patti Fernandes

Technical fouls: Syracuse-None. Providence-None.

Attendance: 320

Score by Periods	1st	2nd	Total
22/23 Syracuse	27	31	58
Providence	28	34	62

Time ran out on the Orange as Providence converted on all eight of its free throws down the stretch en route to a 62-58 victory. Guard **Chandrae Jones** scored a team-best 17 points and grabbed a team-high tying six rebounds.

Syracuse trailed by seven at 13:45 in the second half after a Providence 11-2 run, but responded with an 8-3 streak, which closed the gap to within two (44-42) at 9:41.

Each team battled up and down the court for the next four minutes until Jones made two free throws and started a 6-0 Syracuse run, which resulted with SU grabbing its last lead of the game (52-51) at 4:35.

Three points by forward Emily Cournoyer put the Friars ahead for the last time (54-53) with 4:11 remaining. The front court of **Fantasia Goodwin** and **Vaida Sipaviciute** produced six points during the last four minutes, but the Friars converted on all eight of their free-throw attempts to seal the victory.

Goodwin tallied 12 points, four rebounds and two steals, while Sipaviciute registered six points, four rebounds and a game-high three blocks.

Jones has led the team in scoring 12 times this season and for the game was 4-for-13 from the field and 9-for-11 from the charity stripe.

Forward **Nicole Michael** posted nine points and guard **Erica Morrow**, who led the team with four assists, joined Sipaviciute with six points.

For the game, Syracuse finished with a 36.7 percent mark (18-49) from the floor and shot 61.8 percent (21-34) from the free-throw line. The team grabbed 38 rebounds and scored 30 points in the paint.

A slow start plagued the Orange, but SU had a cure for the Friars 14-2 run, which gave them its largest lead, 16-5, at 14:13. Jones started a 16-2 run at 11:32.

Two free throws by Providence sophomore guard Kendria Holmes with three seconds remaining gave the Friars a one-point halftime lead, 28-27.

Cincinnati 56, Syracuse 66

02/23/08 1 p.m. at the Carrier Dome (Syracuse, N.Y.)

VISITORS: Cincinnati 11-15, 2-12

#	Player	tot-fg		3-pt		rebounds		ft	fta	of	de	tp	pf	a	to	blk	s	min
		fg	fga	fg	fga	ft	fta											
45	STEPHENS, Jill	f 4	17	1	6	1	3	11	14	1	10	3	4	0	1	35		
41	GRABOSKI, Natasha	c 2	6	1	0	0	3	6	2	5	2	6	1	2	36			
02	BENSON, Tenisha	g 3	8	0	3	5	6	2	2	4	2	11	3	2	0	38		
20	ROUDEBUSH, Kahla	g 6	11	4	6	1	3	1	0	1	3	17	2	5	0	40		
23	JACOBS, Carla	g 4	8	0	3	3	0	4	4	2	11	4	3	0	1	37		
14	OGIDE, Emly	1	2	0	0	0	1	0	1	0	2	0	2	0	1	5		
25	MORGAN, Angel	0	3	0	1	0	0	1	3	0	0	0	0	0	6			
34	STEVENS, Stephanie	0	1	0	0	0	0	0	0	0	3	0	0	0	0	3		
TEAM				2		4												
Totals.....		20	56	6	20	10	13	13	24	37	13	56	14	24	1	8	200	

TOTAL FG%	1st Half: 13-30 43.3%	2nd Half: 7-26 26.9%	Game: 35.7%
3-Pt. FG%	1st Half: 6-14 42.9%	2nd Half: 0-6 0.0%	Game: 30.0%
F Throw %	1st Half: 2-3 66.7%	2nd Half: 8-10 80.0%	Game: 76.9%
Deadball Rebounds:	1		

HOME TEAM: 22/24 Syracuse 20-6, 8-5

#	Player	tot-fg		3-pt		rebounds		ft	fta	of	de	tp	pf	a	to	blk	s	min
		fg	fga	fg	fga	ft	fta											
24	JONES, Chandrae	f 6	13	2	4	4	5	6	11	2	18	0	1	1	3	36		
32	MICHAEL, Nicole	f 5	12	1	2	0	0	1	3	4	3	11	2	2	1	22		
14	SIPAVICIUTE, Vaida	c 0	2	0	0	0	0	1	0	1	2	0	1	0	0	14		
11	HARRIS, Tasha	g 0	0	0	0	0	0	0	0	0	1	0	2	3	1	20		
21	MORROW, Erica	g 6	18	3	10	1	4	1	7	8	4	16	6	8	0	37		
02	GOBUTY, Marisa	0	1	0	0	0	0	0	0	0	1	0	0	0	4			
03	JOHNSON, Cintia	0	1	0	0	0	1	0	2	0	0	1	0	0	18			
04	MURRAY, Vionca	3	6	0	0	2	2	1	3	0	8	0	1	1	0	18		
20	GOODWIN, Fantasia	6	9	0	0	1	2	4	3	7	0	13	0	3	0	125		
25	HARBUT, Tracy	0	0	0	0	0	0	1	1	0	0	1	0	0	1	6		
TEAM				1		2		3		1								
Totals.....		26	62	6	15	8	13	15	25	40	12	66	14	20	4	12200		

TOTAL FG%	1st Half: 14-35 40.0%	2nd Half: 12-27 44.4%	Game: 41.9%
3-Pt. FG%	1st Half: 1-8 12.5%	2nd Half: 5-7 71.4%	Game: 40.0%
F Throw %	1st Half: 3-5 60.0%	2nd Half: 5-8 62.5%	Game: 61.5%
Deadball Rebounds:	2		

Officials: Bill Titus, Tom Danaher, Janice Aliberti

Technical fouls: Cincinnati-None. Syracuse-None.

Attendance: 1570

Score by Periods	1st	2nd	Total
Cincinnati	34	22	56
22/24 Syracuse	32	34	66

Forward **Chandrae Jones'** seventh-career double-double led Syracuse to a 66-56 win against Cincinnati. Jones tallied a game-high 18 points and totaled 11 rebounds as the Orange reaches the 20-win plateau for the first time since the 1987-88 season.

The Orange boasted four scorers in double figures. Guard **Erica Morrow** flirted with a triple-double, collecting 16 points, eight rebounds and six assists. Forward **Fantasia Goodwin** posted 13 points on an efficient 6-for-9 shooting performance, while corraling seven boards.

Forward **Nicole Michael** recorded 11 points, four rebounds and two helpers. Forward **Vionca Murray** collected eight points and three caroms. With the win, SU improves its record to 11-2 at the Carrier Dome this season, the most victories on its home floor since the squad captured 13 in 1987-88.

The Orange ended a brief two-game slide with a terrific defensive effort and scorching outside shooting showcase in the second half. The Bearcats struggled to find any rhythm on the offensive end, shooting just 7-for-26 overall and 0-for-6 from long-range. UC was held without a field goal in the second stanza until the 13:06 mark. The Orange forced the Bearcats into 24 turnovers for the game, cashing in on 28 points as a result.

Meanwhile, the Orange blitzed the Cincinnati zone defense with a 5-for-7 shooting performance from beyond the arc in the second stanza. Syracuse took command of a nine-point advantage at the 13:25 mark after a fast-break lay-in from Goodwin, off a nifty feed from senior **Tracy Harbut**, and two free throws from Jones.

The Orange's lead ballooned to a game-high 13 points following Jones' second three-point basket of the afternoon with 94 ticks left.

SU overcame a 12-point deficit and 42.9 percent three-point shooting performance from the Bearcats in the first half. On the shoulders of two scoring runs, the Orange narrowed its disadvantage to just one possession at the intermission, 34-32.

Georgetown 67, Syracuse 68

02/26/08 6 p.m. at the Carrier Dome (Syracuse, N.Y.)

VISITORS: Georgetown 14-13, 4-10

#	Player	tot-fg		3-pt		rebounds		ft	fta	of	de	tp	pf	a	to	blk	s	min
		fg	fga	fg	fga	ft	fta											
20	MCNUTT, Monica	f 1	5	0	2	0	0	2	1	3	1	2	0	0	1	0	11	
44	MARLOW, Kieraah	f 4	4	0	1	0	0	0	1	1	2	2	2	0	1	16		
54	DIOP, Aminata	c 4	7	0	0	4	6	1	5	6	2	12	2	2	1	22		
10	COX, Meredith	g 2	5	2	4	4	4	0	4	1	10	3	1	0	1	33		
23	FULLER, Shanice	g 4	11	0	0	0	0	2	2	4	8	6	2	0	0	27		
02	HEIDLOFF, Kristin	1	2	1	2	0	0	0	0	2	3	4	0	0	13			
04	HOULETTE, Karee	4	8	3	6	1	2	1	2	3	12	1	2	0	0	26		
22	KIRKLAND, Kenya	0	1	0	0	1	2	1	3	1	1	2	1	0	1	8		
30	BUTLER, Jaleesa	3	10															

Syracuse 49, Rutgers 64

03/01/08 1 p.m. at the Louis Brown Athletic Center (Piscataway, N.J.)

VISITORS: rv/v Syracuse 21-7, 9-6

#	Player	tot-fg		3-pt		rebounds		ft	fta	of	de	tot	pf	tp	a	to	blk	s	min
		fg	fga	fg	fga	ft	fta												
32	MICHAEL, Nicole	f	0	5	0	2	3	4	0	3	3	2	3	0	3	0	0	0	24
14	SIPAVICIUTE, Vaida	c	0	1	0	0	0	0	0	1	1	0	0	0	0	0	0	0	10
11	HARRIS, Tasha	g	3	9	1	4	0	0	1	1	2	0	7	7	4	0	1	39	
21	MORROW, Erica	g	5	13	3	11	2	2	1	5	6	1	15	2	1	0	0	40	
24	JONES, Chandra	g	4	10	2	4	1	1	1	2	3	3	11	1	5	0	0	23	
03	JOHNSON, Cintia	g	0	0	0	0	0	0	0	0	0	0	0	0	0	0	0	1	
04	MURRAY, Vionca	g	4	4	0	1	1	0	2	2	3	9	0	3	0	1	30		
20	GOODWIN, Fantasia	g	1	4	0	1	2	3	1	4	5	3	4	0	1	0	0	20	
25	HARBUT, Tracy	g	0	1	0	0	0	1	1	2	1	0	1	1	0	0	0	13	
TEAM																			
Totals.....		17	47	6	22	9	11	9	20	29	13	49	11	1	1	3	200		

TOTAL FG% 1st Half: 8-22 36.4% 2nd Half: 9-25 36.0% Game: 36.2%

3-Pt. FG% 1st Half: 2-10 20.0% 2nd Half: 4-12 33.3% Game: 27.3%

F Throw % 1st Half: 0-1 0.0% 2nd Half: 9-10 90.0% Game: 81.8%

Deadball Rebounds: 0

HOME TEAM: 4/4 Rutgers 24-4, 14-1

#	Player	tot-fg		3-pt		rebounds		ft	fta	of	de	tot	pf	tp	a	to	blk	s	min
		fg	fga	fg	fga	ft	fta												
05	CARSON, Essence	f	5	11	1	3	3	0	3	3	1	14	8	2	0	2	37		
15	VAUGHN, Kia	c	2	2	0	0	4	2	3	5	4	4	0	3	1	0	21		
10	PRINCE, Epiphany	g	2	5	1	4	1	2	0	4	4	3	6	1	3	0	0	27	
12	ADAMS, Katie	g	0	1	0	0	0	2	0	2	0	0	1	0	0	0	6		
22	AJAVON, Matee	g	5	12	4	7	0	0	0	1	1	3	14	7	6	0	3	39	
21	ZURICH, Heather	g	3	7	1	3	0	1	2	5	7	1	7	3	0	0	1	32	
35	RAY, Brittany	g	5	8	3	5	0	0	2	2	1	13	0	0	0	0	2	19	
43	JUNAID, Rashidat	g	3	4	0	0	0	1	1	2	2	6	0	1	3	0	19		
TEAM																			
Totals.....		25	50	10	22	4	10	9	23	32	15	64	20	16	4	8	200		

TOTAL FG% 1st Half: 10-22 45.5% 2nd Half: 15-28 53.6% Game: 50.0%

3-Pt. FG% 1st Half: 5-11 45.5% 2nd Half: 5-11 45.5% Game: 45.5%

F Throw % 1st Half: 3-9 33.3% 2nd Half: 1-1 100% Game: 40.0%

Deadball Rebounds: 2

Officials: June Courteau, Daryl Humphrey, Jerome Skrine

Technical fouls: Syracuse-None. Rutgers-None.

Attendance: 8079

Score by Periods	1st	2nd	Total
rv/v Syracuse	18	31	49
4/4 Rutgers	28	36	64

Freshman guard **Erica Morrow** paced the Orange with 15 points and junior guard **Chandra Jones** tallied 11 in a 64-49 loss at No. 4/4 Rutgers at the Louis Brown Athletic Center. The two combined for nine field goals and five of Syracuse's 3-pointers in the setback. Morrow also added a team-high six rebounds and two assists, while Jones pitched in with three rebounds and one assist.

Sophomore center **Vionca Murray** scored nine points on a perfect 4-of-4 performance from field. Freshman **Tasha Harris** dished out seven assists to go along with seven points and two rebounds.

Rutgers jumped out to a 14-6 lead midway through the first half. Syracuse answered with a 12-2 spurt capped by Murray's layup with 5:30 left in the half. They were the last points the Orange would score before the break, as the Scarlet Knights closed the half on a 12-0 run capped by Brittney Ray's 3-pointer with 30 seconds left that gave Rutgers a 28-18 lead.

Rutgers continued its scoring spurt to start the second half. The Scarlet Knights scored eight of the first 10 points to take a 36-20 lead just 2 minutes into the second half. The Orange finally got a field goal on Jones' 3-pointer at 17:42, but could get no closer than nine the rest of the game.

Syracuse thrice trimmed the hosts' lead to 13 points following a triple and an old-fashion 3-point play from Jones, and a lay-in from Murray at the 15:42 mark. The Orange cut the Rutgers' advantage to single digits, 43-34, after Morrow connected from long range.

The Scarlet Knights responded with a 9-2 run, punctuated by a jumper from Brittany Ray with 10:44 remaining. The Rutgers' cushion ballooned to a game-high 20 points twice in the final seven minutes after an Essence Carson free throw and trifecta from Epiphany Prince.

The Orange were 17-of-47 (.362) from the field, including 6-of-22 (.273) from behind the arc. SU also converted 9-of-11 (.818) of its free-throw attempts. Rutgers was 25-of-50 (.500) from the field. Syracuse induced the RU offense into 16 turnovers.

West Virginia 51, Syracuse 73

02/13/08 7 p.m. at the Walsh Gymnasium (South Orange, N.J.)

VISITORS: 14/13 West Virginia 23-6, 12-4

#	Player	tot-fg		3-pt		rebounds		ft	fta	of	de	tot	pf	tp	a	to	blk	s	min
		fg	fga	fg	fga	ft	fta												
22	COLE, Chakhia	f	2	6	0	2	4	5	2	4	6	4	8	3	4	0	2	32	
45	SANNI, Olayinka	c	4	11	0	0	1	3	4	3	7	4	9	1	4	0	4	29	
01	OWENS, LaQuita	g	4	17	3	12	1	2	4	4	8	1	12	2	3	0	2	29	
04	BULGER, Meg	g	4	10	3	7	0	0	1	1	2	3	11	2	4	0	1	24	
23	POWELL, Ashley	g	0	0	0	0	0	0	0	0	0	1	0	0	0	0	0	5	
02	DAVIS, Sparkle	g	2	5	1	1	2	1	2	3	2	6	2	0	2	0	3	28	
03	GOODLEY, Kendra	g	1	2	0	0	0	0	0	0	0	1	2	3	1	0	2	15	
10	REPELLA, Liz	g	1	3	1	1	0	0	0	0	0	1	3	0	3	0	0	11	
15	SMITH, Kelly	g	0	2	0	1	0	0	1	1	2	2	0	2	2	0	0	15	
31	JOYE, Lateefah	g	0	0	0	0	0	0	0	0	0	3	0	0	2	2	0	10	
32	SMALL, Melanie	g	0	1	0	0	0	0	0	0	0	0	0	0	0	0	0	2	
TEAM																			
Totals.....		18	57	8	24	7	12	17	20	37	22	51	13	25	2	14	200		

TOTAL FG% 1st Half: 5-26 19.2% 2nd Half: 13-31 41.9% Game: 31.6%

3-Pt. FG% 1st Half: 3-13 23.1% 2nd Half: 5-11 45.5% Game: 33.3%

F Throw % 1st Half: 5-9 55.6% 2nd Half: 2-3 66.7% Game: 58.3%

Deadball Rebounds: 2

HOME TEAM: rv/v Syracuse 22-7, 10-6

#	Player	tot-fg		3-pt		rebounds		ft	fta	of	de	tot	pf	tp	a	to	blk	s	min
		fg	fga	fg	fga	ft	fta												
24	JONES, Chandra	f	5	13	0	1	12	12	4	5	9	0	22	3	2	0	3	29	
32	MICHAEL, Nicole	f	2	7	0	1	1	1	5	2	7	1	5	0	3	1	2	31	
14	SIPAVICIUTE, Vaida	c	1	6	0	0	0	1	2	3	2	2	0	2	3	0	2	22	
11	HARRIS, Tasha	g	3	4	3	3	0	0	2	2	1	9	5	5	0	1	29		
21	MORROW, Erica	g	7	17	5	11	6	7	1	5	6	3	25	4	1	0	3	31	
02	GOBUTY, Marisa	g	0	0	0	0	0	0	0	0	0	0	0	0	0	0	0	1	
03	JOHNSON, Cintia	g	0	1	0	0	0	1	1	3	0	2	1	0	1	0	11		
04	MURRAY, Vionca	g	0	2	0	0	2	0	1	1	4	2	0	3	0	1	18		
20	GOODWIN, Fantasia	g	2	4	0	4	7	3	5	8	0	8	0	1	0	2	23		
25	HARBUT, Tracy	g	0	1	0	0	0	0	0	0	1	0	0	0	0	1	5		
TEAM																			
Totals.....		20	55	8	16	25	29	16	25	41	15	73	14	19	4	14	200		

TOTAL FG% 1st Half: 9-25 36.0% 2nd Half: 11-30 36.7% Game: 36.4%

3-Pt. FG% 1st Half: 5-10 50.0% 2nd Half: 3-6 50.0% Game: 50.0%

F Throw % 1st Half: 8-9 88.9% 2nd Half: 17-20 85.0% Game: 86.2%

Deadball Rebounds: 3

Officials: Sue Blauch, Tina Napier, Rita Roach

Technical fouls: #14/13 West Virginia-None. Syracuse-None.

Attendance: 1308

Score by Periods	1st	2nd	Total
14/13 West Virginia	18	33	51
rv/v Syracuse	31	42	73

Behind a career-high 25 points by guard **Erica Morrow** and 22 points by guard **Chandra Jones**, the Orange finished the regular season with a 73-51 victory against No. 14/13 West Virginia. SU will be the sixth seed in the BIG EAST Tournament, its highest conference finish since the 2001-02 season when it also finished six.

Morrow used 5-of-11 shooting from three-point range to tally her fourth game with more than 20 points and her 20th game in double-figures. She finished with six rebounds, four assists and three steals.

Jones was 5-of-13 from the floor and converted on a career-best 12-of-12 free throws for her fifth game above the 20-point mark and her team-best 25th game in double-digits. She added a game-high nine rebounds, three assists and three steals to her stat line.

The second half started with a run-and-gun pace with both teams combining for 33 points during the first 7:11 of play. Two straight three-pointers by WVU closed the 18 halftime deficit to eight (45-37) at the 12:49 mark, but three free throws and a fast-break lay-in by Jones put the Orange up 13 (50-37) at 11:55.

A lights-out three by Morrow at 4:38 put the Orange up 65-43, which was part of a 27-11 run that gave the Orange its largest lead of the game of 24 points (72-48) with 1:56 remaining.

Syracuse held West Virginia to only 18 points in the first half (31-18) - the lowest total by a Orange BIG EAST opponent since the Orange limited Seton Hall to 18 on Feb. 3, 2007.

The defense held the Mountaineers to 11.1 percent (2-18) shooting from the floor during the first 10:57 allowing the Orange to jump out to a 20-4 lead. Morrow kept the Orange hot from deep by draining two in a row to give SU the 16-point advantage at 9:03.

2007-08 Syracuse Women's Basketball
 Syracuse Combined Team Statistics (Saturday, March 8, 2008)
 Conference games

RECORD:	OVERALL	HOME	AWAY	NEUTRAL
ALL GAMES.....	(10-6)	(6-2)	(4-4)	(0-0)
CONFERENCE.....	(10-6)	(6-2)	(4-4)	(0-0)
NON-CONFERENCE.....	(0-0)	(0-0)	(0-0)	(0-0)

## Player	GP-GS	Min--Avg	---TOTAL---		---3-PTS---		FT-FTA	Pct	---REBOUNDS---				PF	FO	A	TO	Blk	Stl	Pts	Avg
			FG-FGA	Pct	3FG-FGA	Pct			Off	Def	Tot	Avg								
21 MORROW, Erica.....	16-16	571 35.7	76-194	.392	39-104	.375	54-71	.761	22	61	83	5.2	37	0	62	47	1	34	245	15.3
24 JONES, Chandrae....	16-16	483 30.2	76-221	.344	14-37	.378	75-94	.798	49	59	108	6.8	39	1	26	54	4	26	241	15.1
32 MICHAEL, Nicole....	16-16	439 27.4	72-164	.439	13-27	.481	40-59	.678	35	81	116	7.3	46	1	10	46	16	21	197	12.3
20 GOODWIN, Fantasia..	16-0	398 24.9	62-117	.530	0-5	.000	40-62	.645	45	70	115	7.2	30	0	8	26	3	20	164	10.3
04 MURRAY, Vionca....	15-0	268 17.9	30-52	.577	0-0	.000	42-49	.857	21	23	44	2.9	30	0	2	17	8	8	102	6.8
14 SIPAVICIUTE, Vaida.	16-16	267 16.7	29-67	.433	0-0	.000	7-13	.538	12	21	33	2.1	16	0	4	12	24	3	65	4.1
11 HARRIS, Tasha.....	16-16	341 21.3	14-53	.264	8-29	.276	5-6	.833	5	16	21	1.3	29	0	65	42	1	9	41	2.6
02 GOBUTY, Marisa....	15-0	111 7.4	7-19	.368	6-16	.375	2-2	1.000	2	3	5	0.3	7	0	4	2	0	0	22	1.5
25 HARBUT, Tracy.....	16-0	152 9.5	5-17	.294	0-0	.000	10-14	.714	5	13	18	1.1	12	0	11	7	0	5	20	1.3
03 JOHNSON, Cintia....	15-0	166 11.1	2-7	.286	0-0	.000	4-10	.400	3	9	12	0.8	11	0	25	14	0	10	8	0.5
44 LISNERE, Lina.....	1-0	2 2.0	0-0	.000	0-0	.000	0-0	.000	0	1	1	1.0	1	0	0	0	0	0	0	0.0
13 BOIDOCK, Anne Marie	2-0	2 1.0	0-0	.000	0-0	.000	0-0	.000	0	0	0	0.0	0	0	0	0	0	0	0	0.0
TEAM.....									28	44	72	4.5	1		5					
Total.....	16	3200	373-911	.409	80-218	.367	279-380	.734	227	401	628	39.2	259	2	217	272	57	136	1105	69.1
Opponents.....	16	3200	366-943	.388	96-312	.308	212-297	.714	225	369	594	37.1	303	3	242	276	72	140	1040	65.0

TEAM STATISTICS	SU	OPP	DATE	OPPONENT	W/L	SCORE	ATTEND
SCORING.....	1105	1040	*01/05/08	RV/RV LOUISVILLE	W	79-56	1152
Points per game.....	69.1	65.0	*01/09/08	at rv/rv Pittsburgh	L	75-85	2434
Scoring margin.....	+4.1	-	*01/12/08	at South Florida	W	67-60	1004
FIELD GOALS-ATT.....	373-911	366-943	*01/15/08	#1/1 CONNECTICUT	L	59-65	4221
Field goal pct.....	.409	.388	*01/19/08	at Villanova	W	73-60	1779
3 POINT FG-ATT.....	80-218	96-312	*01/26/08	ST. JOHN'S	W	80-52	3323
3-point FG pct.....	.367	.308	*01/29/08	at #23/24 DePaul	W	69-66	2149
3-pt FG made per game..	5.0	6.0	*02/02/08	at Georgetown	L	71-78	1207
FREE THROWS-ATT.....	279-380	212-297	*02/10/08	MARQUETTE	W	70-67	3552
Free throw pct.....	.734	.714	*02/13/08	at Seton Hall	W	81-72	301
REBOUNDS.....	628	594	*02/16/08	#16/16 NOTRE DAME	L	67-79	3013
Rebounds per game.....	39.2	37.1	*02/19/08	at Providence	L	58-62	320
Rebounding margin.....	+2.1	-	*02/23/08	CINCINNATI	W	66-56	1570
ASSISTS.....	217	242	*02/26/08	GEORGETOWN	W	68-67	1039
Assists per game.....	13.6	15.1	*03/01/08	at #4/4 Rutgers	L	49-64	8079
TURNOVERS.....	272	276	*03/03/08	#14/13 WEST VIRGINIA	W	73-51	1308
Turnovers per game....	17.0	17.3	! = Women's National Invitational Championship (Chapel Hill, N.C.)				
Turnover margin.....	+0.3	-	@ = Taco Bell Warhawk Classic (Monroe, La.)				
Assist/turnover ratio..	0.8	0.9	# = Manley Field House (Syracuse, N.Y.)				
STEALS.....	136	140	* = Conference game				
Steals per game.....	8.5	8.8					
BLOCKS.....	57	72					
Blocks per game.....	3.6	4.5					
WINNING STREAK.....	1	-					
Home win streak.....	3	-					
ATTENDANCE.....	19178	17273					
Home games-Avg/Game...	8-2397	8-2159					
Neutral site-Avg/Game..	-	0-0					

SCORE BY PERIODS:	1st	2nd	Total
Syracuse.....	516	589	- 1105
Opponents.....	472	568	- 1040

2007-08 Syracuse Women's Basketball
 Syracuse Combined Team Statistics (Saturday, March 8, 2008)
 All games

RECORD:	OVERALL	HOME	AWAY	NEUTRAL
ALL GAMES.....	(22-7)	(13-2)	(7-5)	(2-0)
CONFERENCE.....	(10-6)	(6-2)	(4-4)	(0-0)
NON-CONFERENCE.....	(12-1)	(7-0)	(3-1)	(2-0)

## Player	GP-GS	Min--Avg	---TOTAL---		---3-PTS---		FT-FTA	Pct	---REBOUNDS---				PF	FO	A	TO	Blk	Stl	Pts	Avg
			FG-FGA	Pct	3FG-FGA	Pct			Off	Def	Tot	Avg								
24 JONES, Chandraea....	29-29	846 29.2	145-392	.370	22-82	.268	133-170	.782	99	124	223	7.7	70	1	53	88	14	43	445	15.3
21 MORROW, Erica.....	29-29	950 32.8	124-309	.401	60-160	.375	81-115	.704	49	98	147	5.1	60	0	111	82	3	60	389	13.4
20 GOODWIN, Fantasia..	29-0	721 24.9	143-263	.544	1-15	.067	74-113	.655	100	154	254	8.8	59	1	16	49	9	32	361	12.4
32 MICHAEL, Nicole....	29-29	757 26.1	124-300	.413	18-46	.391	86-120	.717	67	147	214	7.4	77	1	28	70	30	44	352	12.1
04 MURRAY, Vionca....	28-0	486 17.4	60-117	.513	0-0	.000	71-91	.780	49	43	92	3.3	50	1	6	30	12	14	191	6.8
14 SIPAVICIUTE, Vaida.	29-29	470 16.2	59-136	.434	0-0	.000	20-33	.606	20	45	65	2.2	26	0	8	30	52	7	138	4.8
11 HARRIS, Tasha.....	29-29	593 20.4	29-100	.290	14-51	.275	16-22	.727	8	31	39	1.3	37	0	113	67	1	27	88	3.0
02 GOBUTY, Marisa....	28-0	246 8.8	14-48	.292	9-33	.273	7-8	.875	4	15	19	0.7	15	0	11	7	0	1	44	1.6
25 HARBUT, Tracy.....	27-0	277 10.3	9-35	.257	0-0	.000	16-22	.727	13	26	39	1.4	20	0	20	13	0	9	34	1.3
03 JOHNSON, Cintia....	28-0	362 12.9	8-19	.421	0-1	.000	9-22	.409	10	23	33	1.2	28	0	50	30	1	18	25	0.9
44 LISNERE, Lina.....	11-0	53 4.8	2-5	.400	2-3	.667	2-2	1.000	1	5	6	0.5	5	0	2	4	1	2	8	0.7
13 BOIDOCK, Anne Marie	11-0	31 2.8	3-4	.750	2-3	.667	0-0	.000	0	2	2	0.2	1	0	0	0	0	2	8	0.7
33 RILEY, Mary Joe....	3-0	8 2.7	0-1	.000	0-1	.000	0-0	.000	1	0	1	0.3	1	0	1	1	0	0	0	0.0
TEAM.....									54	69	123	4.2	1		10					
Total.....	29	5800	720-1729	.416	128-395	.324	515-718	.717	475	782	1257	43.3	450	4	419	481	123	259	2083	71.8
Opponents.....	29	5800	635-1723	.369	168-568	.296	348-498	.699	392	648	1040	35.9	570	10	397	515	116	233	1786	61.6

TEAM STATISTICS	SU	OPP	DATE	OPPONENT	W/L	SCORE	ATTEND
SCORING.....	2083	1786	!11/17/07	vs Coppin State	W	69-65	95
Points per game.....	71.8	61.6	!11/18/07	at #7/6 North Carolina	L	72-97	4256
Scoring margin.....	+10.2	-	#11/25/07	LEHIGH	W	61-54	382
FIELD GOALS-ATT.....	720-1729	635-1723	11/28/07	at Colgate	W	75-26	275
Field goal pct.....	.416	.369	@12/01/07	vs Eastern Kentucky	W	88-67	225
3 POINT FG-ATT.....	128-395	168-568	@12/02/07	at Louisiana Monroe	W	69-56	468
3-point FG pct.....	.324	.296	12/06/07	RV/RV PENN STATE	W	72-53	514
3-pt FG made per game..	4.4	5.8	12/09/07	NORTHEASTERN	W	79-46	523
FREE THROWS-ATT.....	515-718	348-498	12/16/07	at Princeton	W	77-75	353
Free throw pct.....	.717	.699	12/19/07	MARYLAND EASTERN SHO	W	85-56	348
REBOUNDS.....	1257	1040	12/22/07	SAINT PETER'S	W	81-35	449
Rebounds per game.....	43.3	35.9	12/28/07	SIENA	W	78-59	953
Rebounding margin.....	+7.5	-	12/31/07	ST. BONAVENTURE	W	72-57	685
ASSISTS.....	419	397	*01/05/08	RV/RV LOUISVILLE	W	79-56	1152
Assists per game.....	14.4	13.7	*01/09/08	at rv/rv Pittsburgh	L	75-85	2434
TURNOVERS.....	481	515	*01/12/08	at South Florida	W	67-60	1004
Turnovers per game.....	16.6	17.8	*01/15/08	#1/1 CONNECTICUT	L	59-65	4221
Turnover margin.....	+1.2	-	*01/19/08	at Villanova	W	73-60	1779
Assist/turnover ratio..	0.9	0.8	*01/26/08	ST. JOHN'S	W	80-52	3323
STEALS.....	259	233	*01/29/08	at #23/24 DePaul	W	69-66	2149
Steals per game.....	8.9	8.0	*02/02/08	at Georgetown	L	71-78	1207
BLOCKS.....	123	116	*02/10/08	MARQUETTE	W	70-67	3552
Blocks per game.....	4.2	4.0	*02/13/08	at Seton Hall	W	81-72	301
WINNING STREAK.....	1	-	*02/16/08	#16/16 NOTRE DAME	L	67-79	3013
Home win streak.....	3	-	*02/19/08	at Providence	L	58-62	320
ATTENDANCE.....	23032	22945	*02/23/08	CINCINNATI	W	66-56	1570
Home games-Avg/Game....	15-1535	12-1885	*02/26/08	GEORGETOWN	W	68-67	1039
Neutral site-Avg/Game..	-	2-160	*03/01/08	at #4/4 Rutgers	L	49-64	8079
			*03/03/08	#14/13 WEST VIRGINIA	W	73-51	1308

SCORE BY PERIODS:	1st	2nd	Total	
-----	-----	-----	-----	! = Women's National Invitational Championship (Chapel Hill, N.C.)
Syracuse.....	1019	1064	- 2083	@ = Taco Bell Warhawk Classic (Monroe, La.)
Opponents.....	836	950	- 1786	# = Manley Field House (Syracuse, N.Y.)
				* = Conference game



Suitland, Maryland • St. Mary's (Md.), 1993 • Second Season
Record at SU (31-27, 13-19) • Career Record (Same)

Quentin Hillsman's second season as head coach of the Orange women's basketball team has been one of the most successful seasons in Syracuse women's basketball history. SU won 20-plus games for only the third time in its 37-year history while setting a standard for Orange NCAA regular-season wins. Director of Athletics Dr. Daryl Gross elevated Coach Q to the position of head coach on October 17, 2006 after he had spent one year as an assistant coach with the Orange. He is only the fourth coach all-time at Syracuse in the 37-year history of the program.

The Orange tallied a winning overall record the first time since the 2001-02 season and for only the second time in 18 years. SU also finished above .500 in the BIG EAST for the first time since the 2001-02 season and for only the sixth time overall.

SEASON ONE AT SYRACUSE

After just one season on the sidelines, it is clear that Hillsman has the program heading in the right direction. He helped guide the Orange to victories at St. John's and Georgetown, along with wins against Villanova, Rhode Island, Binghamton, UC Davis, Cornell, Colgate and Loyola.

Even more impressive was the players' individual success. Current sophomore **Nicole Michael** had a magical first season on the SU campus. Michael earned All-BIG EAST honorable mention accolades and was named to the conference's all-rookie team after setting numerous Syracuse records. Senior center **Vaida Sipaviciute** became the 16th player in school history to record 1,000 career points. Senior **Fantasia Goodwin** and Michael led the Orange during two regular-season tournaments in 2006-07. The Orange competed in the Brown Classic and San Juan Shootout, compiling a 3-1 record. Syracuse played first in the Brown Classic in early December, claiming the title with victories against Rhode Island and UC Davis. The crown marked the first tournament title for the Orange since the team claimed the Carrier Classic and Dartmouth Blue Sky Classic titles during the 2000-2001 campaign. Michael was named the Brown Classic Most Valuable Player, averaging 18.0 points and 9.5 rebounds per game. Goodwin also picked up All-Tournament accolades after posting 19 points and nine rebounds in the title game.

RECRUITING

The future of the SU women's basketball program is bright. In November of 2006 Hillsman put together Syracuse's best recruiting class ever. The class, which includes the Orange's first two McDonald's All-Americans, was ranked the 11th-best in the country by *All-Star Girls Report* and the 13th-best according to *Blue Star Basketball*. It includes three top-100 high school seniors and the No. 1, No. 3, No. 28 and No. 95 junior college players in the country.

Hillsman joined the SU coaching staff in March 2005 and made his mark as the team's recruiting coordinator, spearheading the efforts that landed the 45th-best class in the nation according to the *All-Star Girls Report*. In addition to his recruiting duties, he was also involved in player development, scouting and game preparation.

Prior to his appointment at SU, Hillsman spent one season as an assistant coach at Alabama with current SU assistant Rick Moody.

COLLEGE EXPERIENCE

In addition to his prep school experience, Hillsman has several seasons of collegiate experience as an assistant. In addition to his stop at Alabama, he has served on the women's basketball staffs at American University and Siena College, as well as the men's staff of his alma mater, St. Mary's College (Md.). While at Siena, Hillsman was on the staff with current Orange associate head coach Matt Luneau. That season, the Saints won the MAAC regular-season and tournament titles and earned a berth in the 2001 NCAA Tournament.

HIGH SCHOOL LEVEL

Hillsman has experience at almost every level of basketball. Before his stint at Alabama, he served as the head girls' basketball coach at The Patterson School in Lenoir, N.C., where he guided the squad to a 26-1 overall record. The year before he led Laurinburg (N.C.) Institute to a perfect 22-0 record. Both teams were regarded as the premier girls' prep teams in the country. His resume also includes a prep stop at The Newport School, where he was on the staff of both the girls and boys' teams. In one season as the girls' head coach, Hillsman produced a 22-7 record and was voted the *Montgomery County Gazette's* Girls Varsity Private School Coach of the Year.

In all, Hillsman coached 24 women's players who received Division I scholarships. On the men's side, 12 of his charges earned Division I scholarships, including eventual NBA Lottery pick DerMarr Johnson. Johnson was the sixth pick in the 2000 NBA Draft by the Atlanta Hawks after being named Conference USA Freshman of the Year in his only season at Cincinnati. He is currently a member of the Denver Nuggets. Hillsman coached two *Parade* All-Americans, one on the men's side and one on the women's side.

PLAYING DAYS

A native of Suitland, Md., Hillsman graduated from St. Mary's in 1993 after a standout playing career with the Seahawks. He led the squad to two Capital Athletic Conference championships and one tournament championship. He earned all-conference accolades and set the school's single-game and single-season assist records. Hillsman finished his senior season ranked in the top 20 in the nation in assists. He was also in the top five for both assists and steals among all Maryland Division II and III schools. Hillsman studied sport management at the United States Sports Academy in Daphne, Ala. from 1994-96. Hillsman is a member of the Black Coaches Association. He and his wife, Shandrist, reside in Jamesville.

HILLSMAN VERSUS 2007-08 OPPONENTS

Team	W	L
Cincinnati*	1	1
Colgate	2	0
Connecticut*	0	2
Coppin State	1	0
DePaul*	1	1
Georgetown*	2	1
Eastern Kentucky	1	0
Lehigh	1	1
Louisiana Monroe	1	0
Louisville*	1	2
Marquette*	1	1
Maryland Eastern Shore	1	0
Notre Dame*	1	1
North Carolina	0	1
Northeastern	1	0
Penn State	1	1
Pittsburgh*	0	2
Princeton	1	0
Providence*	0	2
Rutgers*	0	2
St. Bonaventure	1	0
St. John's*	2	0
Saint Peter's	1	1
Seton Hall*	1	1
Siena	1	0
USF*	1	1
Villanova*	2	0
West Virginia*	1	1

HILLSMAN YEAR-BY-YEAR

Year	School	Overall	Conference/Place	Postseason
2007-08	Syracuse	22-7 (.759)	10-6 (.625)/	
2006-07	Syracuse	9-20 (.310)	3-13 (.188)/t-13th	
Totals		31-27 (.534)	13-19 (.406)	

THE HILLSMAN FILE

Education

- B.S., St. Mary's (Md.), 1993

Coaching Experience

- **2006-** **Head Women's Basketball Coach, Syracuse**
- 2005-06 Assistant Women's Basketball Coach, Syracuse
- 2004-05 Assistant Women's Basketball Coach, Alabama
- 2003-04 Head Girls' Basketball Coach, The Patterson School
- 2002-03 Head Girls' Basketball Coach, Laurinburg Institute
- 2001-02 Assistant Women's Basketball Coach, American
- 1999-01 Assistant Women's Basketball Coach, Siena
- 1997-99 Associate Head Varsity Men's Basketball Coach, The Newport Schools
- 1995-96 Assistant Men's Basketball Coach, St. Mary's (Md.)

