

8/8 SYRACUSE (16-2, 4-1) VS 12/13 NOTRE DAME (12-4, 3-2)

JANUARY 17, 2009 • CARRIER DOME • SYRACUSE, NY



Syracuse Radio Network
Matt Park
Bob Snyder

ESPN
John Saunders
Len Elmore

2008-09 SCHEDULE (16-2, 4-1)

November		
O'Reilly Auto Parts CBE Classic, Syracuse, NY		
16	LE MOYNE	W 85-51
18	RICHMOND	W 76-71
21	OAKLAND	W 86-66
O'Reilly Auto Parts CBE Classic, Kansas City, MO		
24	vs. #17/18 Florida	W, 89-83
25	vs. #22/23 Kansas	W, 89-81 OT
28	VIRGINIA	W, 73-70
December		
1	COLGATE	W, 86-51
3	CORNELL	W, 88-78
13	LONG BEACH STATE	W, 79-55
15	CLEVELAND STATE	L, 69-72
17	CANISIUS	W, 82-60
20	at #23/21 Memphis	W, 72-65
22	COPPIN STATE	W, 82-71
30	SETON HALL	W, 100-76
January		
2	at USF	W, 59-53
7	DePAUL	W, 85-68
10	at Rutgers	W, 82-66
14	at #13/12 Georgetown	L, 74-88
17	#12/13 NOTRE DAME	12:00 p.m.
19	at #1/1 Pittsburgh	7:00 p.m.
25	LOUISVILLE	12:00 p.m.
28	at Providence	7:00 p.m.
February		
4	WEST VIRGINIA	7:00 p.m.
7	at Villanova	12:00 p.m.
11	at Connecticut	7:00 p.m.
14	GEORGETOWN	12:00 p.m.
22	VILLANOVA	1:00 p.m.
24	at St. John's	7:30 p.m.
March		
1	CINCINNATI	2:00 p.m.
3	RUTGERS	9:00 p.m.
8	at Marquette	2:00 p.m.
BIG EAST Tournament, New York, NY		
10-14		

FIVE SU STORYLINES

1. Largest college basketball crowd of the season expected for Notre Dame game.
2. Orange in stretch of eight ranked foes in 10 contests.
3. Coach Boheim is in his 30th BIG EAST campaign.
4. Syracuse has 38 consecutive winning seasons, the longest active streak in the Division I ranks.
5. Orange overcame double-digit deficits in wins against Kansas, Virginia, Cornell and Memphis.

ORANGE FANS TO COME OUT OF THE COLD SATURDAY

The largest college basketball crowd of the season will be on hand when #8/8 Syracuse hosts #12/13 Notre Dame in the Carrier Dome on January 17. Syracuse has had gatherings of 30,000-or-more 64 times and may approach the lofty goal against the Irish.

The Orange had its seven-game winning streak stopped at #13/12 Georgetown on Wednesday, 88-74.

Notre Dame has captured the last three meetings with the Orange, including a 103-91 victory in the Dome last January. Syracuse has a slim, 21-18 edge in the overall series.

Mike Brey has Notre Dame off to a 12-4 start in his ninth season at the helm. He has guided the Irish to a 179-90 mark during his tenure.

The Irish feature national player of the year candidate Luke Harangody (24.8 ppg., 12.7 rpg.). The junior forward was the 2007-08 BIG EAST Conference Player of the Year.

Notre Dame has one of the top offensive clubs in the Division I ranks. In addition to Harangody, the Irish count on senior guard Kyle McAlarney (16.6 ppg.), junior guard Tory Jackson (11.6 ppg.) and senior guard Ryan Ayers (11.3 ppg.). McAlarney is shooting .479 from the three-point line and averaging 4.2 treys per contest. Ayers has converted .452 of his long-distance attempts and Notre Dame as a team has a .415 mark.

Senior forward Zach Hilleland (6.4 ppg., 5.9 rpg.) is the likely fifth starter for Notre Dame.

S	VS.	ND
2008-09	Season	2008-09
16-2	W-L	12-4
8-2	Last 10	7-3
4-1	Last 5	3-2
80.9	PPG	81.6
68.1	OPP PPG	68.8
+12.8	Margin	+14.8
.505	FG %	.461
.397	FG % DEF	.423
.348	3PT %	.415
.279	3PT % DEF	.340
.632	FT %	.696
40.4	RPG	40.2
35.1	OPP RPG	36.2
+5.3	Margin	+4.0
17.8	Assists PG	18.5
15.7	Turnovers PG	9.8
5.3	Blocks PG	2.8
7.9	Steals PG	6.8

SYRACUSE ALPHABETICAL ROSTER

No.	Player	Pos.	Ht.	Wt.	Class	PPG	RPG
23	Eric Devendorf	G	6-4	180	Jr.	14.3	1.1
<i>Scored 11 unanswered points in the second half vs. Richmond; SU's top scorer in conference games (15.2 ppg.)</i>							
10	Jonny Flynn	G	6-0	185	So.	16.3	2.9
<i>Averaging 9.0 assists and 1.0 turnovers in last two games (at Rutgers, at Georgetown)</i>							
11	Paul Harris	F	6-4	230	Jr.	13.8	8.5
<i>25th career double-double at Georgetown (15 points-11 rebounds); scored 1,000th career point versus DePaul</i>							
00	Rick Jackson	F	6-9	240	So.	7.2	5.7
<i>Averaging 10.3 ppg. and 6.0 rpg., 1.6 bpg. in seven games as a starter</i>							
3	Mookie Jones	F	6-6	210	Fr.	4.1	1.3
<i>Had a career-high nine points versus Colgate</i>							
32	Kris Joseph	F	6-7	220	Fr.	4.5	3.2
<i>Scored 10 points versus Florida; Eight boards against Seton Hall</i>							
12	Kristof Ongenaet	F	6-8	215	Sr.	1.9	3.9
<i>Started 26 straight games, including the first 11 of the 2008-09 campaign</i>							
21	Arinze Onuaku	F-C	6-9	275	Jr.	12.3	8.0
<i>Made 17 consecutive FG until streak ended vs. Cleveland State; ranked second nationally in FG % on 1/12</i>							
32	Jake Presutti	G	6-3	190	Gr.	0.4	0.1
<i>Walk-on who has already earned his undergraduate degree; Hit three-pointer against Colgate</i>							
1	Andy Rautins	G	6-5	205	Jr.	10.6	3.1
<i>Tied SU record with nine threes against Coppin State; Averaging 14.0 ppg. in six games as a starter</i>							
24	Brandon Reese	G	5-11	155	Fr.	0.6	0.3
<i>Walk-on tallies his first collegiate bucket in season-starter against Le Moyne</i>							
2	Justin Thomas	G	6-1	188	Sr.	0.0	0.0
<i>Walk-on; Saw first season action against Colgate</i>							
45	Sean Williams	C	6-11	240	So.	0.0	0.5
<i>Grabbed his first board of the campaign against Oakland</i>							



2003 NCAA Champions • 31 NCAA Tournaments • 12 NIT Tournaments • 8 BIG EAST Championships • 5 BIG EAST Tournament Titles

SYRACUSE VS. NOTRE DAME

2003 NCAA Champions • 31 NCAA Tournaments • 12 NIT Tournaments • 8 BIG EAST Championships • 5 BIG EAST Tournament Titles

GAME 28 • FEBRUARY 24, 2008 JOYCE CENTER • SOUTH BEND, IN

21/21 **NOTRE DAME** **94** **CBS**
SYRACUSE **87** **SPORTS**

LOUISVILLE, KY - Sophomore forward **Paul Harris** collected his 16th-career double-double with 22 points and 12 rebounds in Syracuse's 94-87 loss at BIG EAST foe 21/21 Notre Dame. Junior center **Arinze Onuaku** tallied his eighth-career double-double with 19 points and 12 boards.

"Coach (Boeheim) was just telling us right now, we've got our backs against the wall, but we can still make the push. We've got to take each of the next three games one at a time and win them all."

- Arinze Onuaku

The Irish raced to an 11-4 lead in the opening three minutes and change behind two three-point field goals from guard Kyle McAlarney. Syracuse narrowed its deficit to one possession on three different occasions before Notre Dame pushed secured a nine-point lead, 34-25, at the 6:11 mark.

Harris sunk two free throws one minute following, trimming the Irish edge to six points at 35-29. However, Notre Dame closed the first half on an 11-7 run, capped by a lay-in from Jonathan Peoples with 34 seconds remaining.

The Orange twice came within seven points in the opening minute of the second frame behind a three-point basket from freshman forward **Donte' Greene** and textbook drop-step move on the low block from Onuaku.

Notre Dame responded with a 15-6 scoring spurt, capturing a game-high 16-point advantage. McAlarney keyed the run with two of his school-record nine three-point field goals.

Syracuse answered with an 11-3 run, cutting the ND lead to eight points, 66-58, with 10:46 remaining. Freshman point guard **Jonny Flynn** ignited the run with a triple before rookie combo guard **Scoop Jardine** drained back-to-back jumpers.

SU pulled within six points on two different occasions in the final five minutes after a dunk from Onuaku and lay-in from Flynn. Forward Rob Kurz iced the game's final score following a free throw with 13 ticks remaining.

Syracuse donned an all-blue uniform for the first time since the 1987-88 season.

VISITORS: Syracuse (17-11) (7-8)												
PLAYER	FG-FGA	3G-3GA	FT-FTA	R	PF	TP	A	TO	B	S	MP	
Greene	f 2-7	1-4	0-0	7	5	5	2	2	0	2	29	
Ongenaet	f 4-11	1-3	2-2	6	3	11	3	1	0	0	24	
Onuaku	c 9-17	0-0	1-3	12	5	19	1	2	3	0	30	
Harris	g 7-18	1-2	7-8	12	4	22	3	2	0	3	40	
Flynn	g 6-21	3-11	2-2	4	3	17	6	1	1	0	40	
Jackson	1-1	0-0	3-6	4	3	5	2	2	1	1	14	
Jardine	4-7	0-0	0-0	2	1	8	3	1	0	0	23	
TEAM				4								
Totals	33-82	6-20	15-21	51	24	87	20	11	5	6	200	

FG%	1st Half: 12-33 36.4%	2nd Half: 21-49 42.9%	Game: 40.2%
3-Pt. FG%	1st Half: 2-11 18.2%	2nd Half: 4-9 44.4%	Game: 30.0%
F Throw %	1st Half: 10-12 83.3%	2nd Half: 5-9 55.6%	Game: 71.4%
Deadball Rebounds:	2		

HOME: Notre Dame (21-5) (11-3)												
PLAYER	FG-FGA	3G-3GA	FT-FTA	R	PF	TP	A	TO	B	S	MP	
Kurz	f 3-8	2-4	7-10	2	3	15	2	3	2	1	30	
Hillesland	f 3-3	0-0	0-0	4	3	6	6	1	3	1	24	
Harangody	c 6-13	0-0	2-5	14	3	14	0	3	1	0	31	
Jackson	g 2-3	1-1	5-8	2	2	10	2	2	0	2	31	
McAlarney	g 9-13	9-11	3-3	3	0	30	4	2	1	1	38	
Nash	0-0	0-0	0-0	0	0	0	0	0	0	0	0+	
Peoples	3-3	1-1	0-1	0	1	7	1	1	0	0	11	
Zeller	1-3	0-2	0-0	1	2	2	2	0	0	0	9	
Ayers	2-7	1-6	5-6	6	2	10	4	1	1	2	26	
TEAM				1								
Totals	29-53	14-25	22-33	33	16	94	21	13	8	7	200	

FG%	1st Half: 16-27 59.3%	2nd Half: 13-26 50.0%	Game: 54.7%
3-Pt. FG%	1st Half: 8-14 57.1%	2nd Half: 6-11 54.5%	Game: 56.0%
F Throw %	1st Half: 6-10 60.0%	2nd Half: 16-23 69.6%	Game: 66.7%
Deadball Rebounds:	4		

Officials: Ed Hightower, J.D. Collins, Jamie Luckie
Technical: Syracuse - None, Notre Dame - None
Attendance: 11,418

Score by Periods	1st	2nd	Total
Syracuse	36	51	87
Notre Dame	46	48	94

BIG EAST

Regular-Season Series Results

Season Date	Site	SU	OPP
1995-96 3/2/96	Carrier Dome	71	67
<i>Five Orangemen in double figures; SU's defense forces 19 ND turnovers in triumph.</i>			
1996-97 1/2/97	Joyce Center	52	69
<i>Garrity notches 25 points and 11 rebounds.</i>			
1/18/97	Carrier Dome	58	73
<i>Garrity carries Irish again, scores 22 points, grabs 13 rebounds and has nine assists.</i>			
1997-98 1/21/98	Joyce Center	63	83
<i>Friel's 30 points keys Irish win.</i>			
1998-99 12/29/98	Joyce Center	75	63
<i>Hart scores 18 in Orange road victory.</i>			
2/17/99	Carrier Dome	71	65
<i>Thomas notches 22 points, 16 boards and six blocks.</i>			
1999-00 1/16/00	Carrier Dome	80	57
<i>SU sets Dome record with 14 three's, seven by Shumpert.</i>			
3/1/00	Joyce Center	73	71
<i>Irish out-score SU 40-28 in the second half, but Blackwell's 24 gives Orange the win in South Bend.</i>			
2000-01 1/2/01	Carrier Dome	79	70
<i>Brown ties his then-career high with 26 points.</i>			
1/23/01	Joyce Center	60	74
<i>Murphy posts double-double (34 pts., 16 rebs.).</i>			
2001-02 1/14/02	Carrier Dome	56	51
<i>Humphrey scores 28, but Orange win at home.</i>			
2/17/02	Joyce Center	68	65
<i>Irish hold 14-0 advantage in fastbreak points; SU's halfcourt offense gets it done in five-point triumph.</i>			
2002-03 2/15/03	Carrier Dome	82	80
<i>McNamara's three-pointer with :20 left wins it.</i>			
3/4/03	Joyce Center	92	88
<i>Edelin tallies a career-high 26 off the bench.</i>			
2003-04 1/17/04	Joyce Center	81	70
2/16/04	Carrier Dome	72	84
<i>Warrick has 28 points, 16 rebounds.</i>			
2004-05 1/10/05	Joyce Center	70	61
<i>Jim Boeheim becomes the first coach to reach 300 BIG EAST Conference victories.</i>			
2/5/05	Carrier Dome	60	57
<i>NCAA on-campus record crowd of 33,199 on hand.</i>			
2005-06 1/11/06	Joyce Center	88	82
<i>McNamara (25) and Devendorf (22) combine for 47 SU points.</i>			
2006-07 1/30/07	Carrier Dome	91	103
<i>Irish set Dome record for opponent points.</i>			
2007-08 2/24/08	Joyce Center	87	94
<i>Notre Dame extends home-court win streak to 36 games.</i>			

BIG EAST

Regular-Season Individual Highs vs. Notre Dame

Points: 29, Demetris Nichols (at SU, '06-07)
Rebounds: 16, Etan Thomas (at SU, '98-99); (at ND, '99-00); Hakim Warrick (at SU, '03-04)
Assists: 8, Jason Hart (at ND, '98-99)
Steals: 7, Jason Hart (at SU, '98-99); Billy Edelin (at ND, 04-05)
Blocks: 6, Etan Thomas (at SU, '98-99); Darryl Watkins (at ND, '05-06)
Turnovers: 8, Jason Hart (at SU, '96-97)
Field Goals Made: 13, Billy Edelin (at ND, '02-03)
Field Goal Attempts: 26, John Wallace (at SU, '95-96)
Best FG Percentage (min. 5 made): .727, 8-11, Preston Shumpert (at SU, '99-00)
Free Throws Made: 11, Gerry McNamara (at SU, '04-05)
Free Throw Attempts: 13, Etan Thomas (at SU, '98-99)
Best FT Percentage: 1.000, 11-11, Gerry McNamara (at SU, '04-05)
3-Point FGs Made: 7, Preston Shumpert (at SU, '99-00); Gerry McNamara (at ND, '05-06)
3-Point FGs Attempted: 16, Gerry McNamara (at ND, '05-06)
Best 3-Point FG Percentage (min. 3 made): .800, 4-5, Gerry McNamara (at ND, '02-03)

Regular-Season Team Highs vs. Notre Dame

Points: 92 (at ND, '02-03)
Rebounds: 51 (at ND, '07-08)
Assists: 24 (at SU, '99-00)
Steals: 12 (at SU, '96-97); (at SU, 00-01)
Blocks: 9 (at SU, '03-04)
Turnovers: 22 (at ND; '00-01)
Field Goals Made: 41 (at ND, '02-03)
Field Goal Attempts: 82 (at ND, '07-08)
Best FG Percentage: .565, 35-62 (at ND, '03-04)
Free Throws Made: 21 (at SU, 04-05)
Free Throw Attempts: 32 (at SU, '04-05)
Best FT Percentage: .731, 19-26 (at SU, '00-01)
3-Point FGs Made: 14 (at SU, '99-00)
3-Point FGs Attempted: 31 (at ND, '05-06)
Best 3-Point FG Percentage (min. 5 made): .519, 14-27 (at SU, '99-00)


NCAA DIVISION I WINS

includes games of Jan. 15

Team	Wins
1. Kentucky	1,979
2. N. Carolina	1,965
3. Kansas	1,952
4. Duke	1,861
5. Syracuse	1,741
6. Temple	1,698
7. St. John's	1,680
8. Penn	1,650
9. Indiana	1,640
10. Utah	1,625



2008-09 SYRACUSE BASKETBALL



Paul Harris

**JANUARY'S BEST
PAUL HARRIS**
3 GAMES
18.3 PPG.
8.7 RPG.
1.0 APG.
2.0 BPG.
1.3 SPG.
35.0 MPG.

JANUARY ORANGE NOTES

- ✓ **Jan. 17:** #13/12 Georgetown converted 12-of-21 (.571) three-point shots and defeated #8/8 Syracuse in the Verizon Center, 88-74. The Orange never led in the contest that had the Hoyas up by as many as 21 in the first half.
- ✓ **Eric Devendorf** led the SU attack with 20 points. **Paul Harris** had his sixth double-double of the year (15 points, 11 rebounds).
- ✓ **Jan. 12:** Syracuse broke open a close game by scoring 17 of the last 26 points in an 82-66 victory at Rutgers. **Paul Harris** converted 11-of-13 from the field and 4-of-6 from the line to tally a game-high 26 points.
- ✓ **Jonny Flynn** had 15 points, nine assists and zero turnovers. A second-half dunk was *ESPN Sportcenter's* top play.
- ✓ **Jan. 7:** Andy Rautins led an SU parade of six players in double digits with 17 points and the Orange defeated DePaul, 85-68. Syracuse led by as many as 19 in the first half.
- ✓ **Arinze Onuaku** had 14 points and 12 rebounds for his fifth double-double of the campaign.
- ✓ **Jan. 2:** SU avenged last year's road loss at USF by defeating the Bulls, 59-53. The Orange built a 16-point halftime margin and held off the hosts the rest of the way.
- ✓ **Arinze Onuaku** had 13 points and a game-high 10 rebounds, his fourth double-double of the season.



Jonny Flynn

**DECEMBER'S BEST
JONNY FLYNN**
8 GAMES
15.1 PPG.
3.0 RPG.
5.5 APG.
0.1 BPG.
1.6 SPG.
32.2 MPG.

DECEMBER ORANGE NOTES

- ✓ **Dec. 30:** Syracuse scored 100 points in a BIG EAST Conference game for the first time since February 8, 1995, beating Seton Hall, 100-76. Five players scored in double digits.

- ✓ **Andy Rautins** hit 7-of-10 three pointers and finished with a game-high 26 points for the Orange. **Eric Devendorf** returned to game action with a 20-point effort off the bench.
- ✓ **Dec. 29:** **Andy Rautins** earned a spot on the BIG EAST Conference Weekly Honor Roll in recognition of his effort against Coppin State.
- ✓ **Dec. 26:** **Eric Devendorf** returned to practice after completing the requirements set forth by the Syracuse University Appeals Board.
- ✓ **Dec. 22:** **Andy Rautins** converted an SU-record tying nine three pointers and had a career-best 29 points to lead Syracuse to victory against Coppin State.
- ✓ **Arinze Onuaku** (12 points, 10 rebounds) and **Jonny Flynn** (10 points, 10 assists) each had double-doubles against the Eagles.
- ✓ **Dec. 20:** Syracuse won its third road game against a ranked opponent this season with the Orange defeated #22/23 Memphis, 72-65. The Tigers had a 78-9 record at the FedEx Forum heading into the game.
- ✓ **Jonny Flynn** shook off the effects of a painful hip flexor strain and scored a game-high 24 points for the Orange. SU was up against a double-digit deficit (10 points) in the first half before rallying.
- ✓ **Dec. 19:** The Syracuse University Appeals Board rendered a decision that immediately suspended **Eric Devendorf**. The Appeals Board decision modified the sanctions set by the University Judicial Board. Devendorf has a set of requirements, including community service, he must complete before returning to SU.
- ✓ **Dec. 17:** SU had five players in double figures when it defeated Canisius, 82-60. **Rick Jackson** had a career-high 14 points.
- ✓ The Canisius game was **Jim Boeheim's** 781st and put him alone in ninth on the all-time Division I victory list.
- ✓ **Dec. 15:** Cleveland State's Cedric Jackson converted a three-quarter court bank shot to lead the visiting Vikings past Syracuse, 72-69. **Arinze Onuaku** had tied the game on a layup with three seconds left.
- ✓ **Onuaku's** streak of 17 consecutive field goals came to an end on his first attempt of the Cleveland State outing.
- ✓ **Eric Devendorf** had a squad-best 17 points and **Paul Harris** had 11 points and 10 boards.
- ✓ **Dec. 13:** **Arinze Onuaku** converted all seven of his field goal attempts and finished with a game-high 17 points when Syracuse defeated Long Beach State, 79-55. Onuaku extended his consecutive field goals made streak to 17.
- ✓ **Rick Jackson** contributed 11 points and a squad-best nine rebounds versus the 49ers.

IN-SEASON MEDIA SERVICES

Interview Opportunities

Postgame: The Syracuse lockerroom is open following **Coach Jim Boeheim's** postgame press conference.

Coach Boeheim: To contact **Coach Boeheim**, call the basketball office at (315) 443-2082. Outside of postgame interviews and specific media interview days, media should make arrangements with **Coach Boeheim** directly.

BIG EAST Conference Teleconference: **Coach Boeheim** is scheduled to appear on the BIG EAST Conference teleconference on January 17 and 31, February 14 and 28, at 11:48 a.m.

Student-Athletes and Assistant Coaches: Media interview days will be scheduled throughout the season. Some student-athletes may have class schedules that conflict with planned interview days. **Please respect the privacy of the student-athletes and their families, by NOT calling them directly.** Interviews SHOULD NOT be conducted without making the arrangements through Pete Moore in Athletic Communications.

Attending Practice: Most Syracuse men's basketball practices are open to attend but not to conduct interviews. REPORTING ON INJURIES OR GAME STRATEGY IS PROHIBITED. Contact Pete Moore to obtain the practice schedule and site, to learn if the practice is open, and to notify him if you plan to attend.

Radio

Syracuse ISP Sports Network: Voice of the Orange **Matt Park '97** and analysts **Matt Roe** and **Gene Waldron '84** and **Bob Snyder '62** broadcast all of Syracuse's games on the Syracuse ISP Radio Network. The programming originates from **WTKW-FM (99.5)** and is carried by affiliates in New York, Pennsylvania and Vermont. **WAER-FM (88.3)** also carries SU men's basketball games home and away.

The Empower Federal Credit Union Jim Boeheim Show: The show is broadcast live from Delmonico's, 7:00-9:00 p.m. on Thursday evenings. Hosted by Voice of the Orange **Matt Park '97**, the program originates from flagship station **WTKW-FM (99.5)** in Syracuse.

SU on Sirius: SIRIUS Satellite radio carries SU men's basketball games on a family of more than 120 stations. Visit www.sirius.com for a channel guide.

Television

Syracuse Sidelines: Time Warner 26 airs Syracuse Sidelines on Thursday night's at 7:00 p.m. It is hosted by Time Warner sports director **Mark Larson** and features **Coach Boeheim** and assistant coach **Mike Hopkins**.

Internet

www.suathletics.com: The site includes up-to-the minute SU athletics news, rosters, schedules, results, and statistics for all 21 varsity sports. Broadcasts of Syracuse University men's basketball can be heard through the website as well.

Orange All-Access

Coach Jim Boeheim's post-game press conference and game highlights are available on Orange All-Access.

BIG EAST Conference (www.bigeast.org):

The BIG EAST Conference website contains current news, including standings, notes, results and statistics.

Athletic Communications Men's Basketball Directory

Pete Moore, director 315-443-2608
cell phone..... 315-952-5011
e-mail address..... pimooresyr.edu
Mike Morrison, assistant 315-443-2608
Susan Bedsworth, intern 315-443-1290



2008-09 SYRACUSE BASKETBALL

2003 NCAA Champions • 31 NCAA Tournaments • 12 NIT Tournaments • 8 BIG EAST Championships • 5 BIG EAST Tournament Titles

2008-09 SU FREE THROW SHOOTING IN LAST 5 MINUTES, OT

No.	Player	18 games			Total	Pct.	OT 2008-09			Pct.
		5:00-2:00	1:59-1:00	59-0:00			2008-09	Pct.		
10	Flynn	1-3	6-7	9-13	16-23	.696	2-4	81-112	.723	
11	Harris	4-6	3-4	1-2	8-12	.667	1-2	67-94	.713	
21	Onuaku	3-6	2-5	1-4	6-15	.400	1-1	28-70	.400	
23	Devendorf	6-7		8-8	14-15	.933	2-2	44-56	.786	
1	Rautins	2-2		8-14	10-16	.625		24-36	.667	
32	Joseph	3-4	0-2	0-2	3-8	.375		18-39	.462	
12	Ongenaet	0-1	1-2		1-3	.333		14-26	.538	
00	Jackson	0-1		0-1	0-2	.000		16-29	.552	
3	Jones	0-1			0-1	.000		2-3	.667	
24	Reese			2-3	2-3	.667		2-3	.667	
Totals		19-31	12-20	29-47	60-98	.612		296-468	.632	

DECEMBER (CONT.)

- ✓ **Dec. 8:** Paul Harris was named to the BIG EAST Conference Weekly Honor Roll. In his two games during the previous week, Harris averaged 21.5 points and 7.0 rebounds.
- ✓ **Dec. 3:** Cornell jumped out to a 16-point, first-half margin. The Orange regrouped in time to claim an 88-78 victory and extend the program's winning streak against Cornell to 31 games. It was the largest deficit SU overcame in a victory since rallying from being down by 20 against Rutgers in a 2004-05 encounter.
- ✓ **Jonny Flynn** had 24 points against the Big Red. **Paul Harris** added 21 points and a game-best nine rebounds.
- ✓ **Dec. 1:** Syracuse extended the longest active winning streak against one opponent in Division I college basketball when it defeated Colgate, 86-51. It was the Orange's 40th straight triumph against the Raiders.
- ✓ **Paul Harris** had a game-high 22 points and **Rick Jackson** posted his first career double-double with 10 points and 10 rebounds.
- ✓ **Jonny Flynn** was named the *CollegeHoops.net* Player of the Week on December 1. SU was recognized as the team of the week by Andy Katz of *ESPN.com*. The 'Cuse was also named co-team of the week with Gonzaga by ESPN's Dick Vitale on December 1.



NOVEMBER'S BEST JONNY FLYNN

6 GAMES
20.0 PPG.
1.7 RPG.
5.0 APG.
0.2 BPG.
1.7 SPG.
36.3 MPG.

Jonny Flynn

NOVEMBER ORANGE NOTES

- ✓ **Nov. 28:** Syracuse won for the fourth time in a week's time, defeating Virginia, 73-70. For the second straight game SU faced a 13-point deficit.
- ✓ **Johnny Flynn** had 12 of his 15 points in the second half and **Andy Rautins** had 15 markers.
- ✓ **Rick Jackson** came off the bench to contribute four dunks and five blocked shots.

- ✓ **Nov. 25:** The Orange fought back from a 13-point, second-half deficit to defeat defending NCAA Champion Kansas, 89-81 in overtime. The victory gave Syracuse the O'Reilly Auto Parts CBE Classic championship.
- ✓ Syracuse won back-to-back games against ranked foes for the first time since the 2006 BIG EAST Tournament by defeating Florida and Kansas in Kansas City, Mo.
- ✓ **Johnny Flynn** scored 19 of his 25 points after the intermission, including 17 in the second half. Paul Harris (14 points, 14 rebounds) and Arinze Onuaku (19 points, 12 rebounds) had double-doubles for the Orange.
- ✓ **Flynn** won CBE Classic MVP honors after averaging 21.5 points over the course of the two games. Paul Harris made the all-tournament team.
- ✓ **Nov. 24:** SU defeated #17/18 Florida in the semifinals of the O'Reilly Auto Parts CBE Classic in Kansas City, Mo., 89-83.
- ✓ **Paul Harris** (18 points, 11 rebounds) and **Arinze Onuaku** (13 points, 12 rebounds) each posted double-doubles.
- ✓ Among the five SU players who scored in double digits were two reserves – **Andy Rautins** (15) and **Kris Joseph** (10).
- ✓ **Nov. 21:** Five different players scored in double figures for the second time this season when SU defeated Oakland, 86-66. **Jonny Flynn** (18) led the team for the third straight game and was followed by **Arinze Onuaku** (14), **Kris Joseph** (13), **Paul Harris** (11) and **Eric Devendorf** (10).
- ✓ **Joseph** had a career high in points (13) and rebounds (six). Rick Jackson equaled his career-best with nine rebounds.
- ✓ **Nov. 18:** The Orange defeated Richmond, 76-71. **Jonny Flynn** (27) and **Eric Devendorf** (22) posted the first 20-point games of the season for the Orange.
- ✓ **Flynn, Devendorf** and **Arinze Onuaku** combined to score 66 of Syracuse's 76 points against the Spiders. The trio had all but one of SU's 45 second-half points.
- ✓ **Nov. 16:** Syracuse opened the campaign with an 85-51 victory against Le Moyne in the first round of the O'Reilly Auto Parts CBE Classic.

ORANGE CAREER TOTALS

Name	18 games		Total
	2008-09		
Double-Digit Scoring Games			
Jonny Flynn	18		46
Arinze Onuaku	15		38
Paul Harris	14		62
Eric Devendorf	13		71
Andy Rautins	9		23
Rick Jackson	7		9
Kris Joseph	2		2
Scoop Jardine			6
Kristof Ongenaet			5
20 + Point Games			
Name	2008-09		Total
Jonny Flynn	4		16
Eric Devendorf	4		12
Paul Harris	3		10
Andy Rautins	2		2
Arinze Onuaku			4
30 + Point Games			
Name	2008-09		Total
Eric Devendorf			2
5+ 3-point FG Games			
Name	2008-00		Total
Andy Rautins	4		8
Eric Devendorf	1		4
Jonny Flynn			2
10+ Rebound Games			
Name	2008-09		Total
Arinze Onuaku	7		19
Paul Harris	6		27
Rick Jackson	1		1
Kristof Ongenaet			2
Double-Doubles			
Name	2008-09		Total
Paul Harris	6		25
Arinze Onuaku	5		15
Jonny Flynn	1		3
Rick Jackson	1		1
Eric Devendorf			2
Kristof Ongenaet			1
3+ Block Games			
Name	2008-09		Total
Rick Jackson	7		12
Arinze Onuaku	6		12
Paul Harris	1		4
Kristof Ongenaet			3
3+ Steal Games			
Name	2008-09		Total
Jonny Flynn	5		11
Andy Rautins	5		10
Kris Joseph	2		2
Eric Devendorf	1		8
Paul Harris	1		12
Rick Jackson	1		2
Mookie Jones	1		1
Scoop Jardine			5
Arinze Onuaku			4
Kristof Ongenaet			1
Starts			
Name	2008-09	Total	Consec.
Jonny Flynn	18	53	53
Arinze Onuaku	18	53	53
Paul Harris	17	53	3
Andy Rautins	7	28	7
Rick Jackson	7	7	7
Eric Devendorf	11	73	-
Kristof Ongenaet	11	26	-
Kris Joseph	1	1	-
Scoop Jardine		10	-



2008-09 SYRACUSE BASKETBALL

SPECIALTY STATISTICS

18 games

Opponent	PP SU-OPP	PTO SU-OPP	SCP SU-OPP	FBP SU-OPP	BP SU-OPP
Le Moyne	54-32	27-13	20-9	26-10	28-19
Richmond	38-34	12-15	8-5	8-16	3-12
Oakland	40-26	12-19	7-9	21-19	31-26
vs. Florida	38-44	16-15	20-15	11-10	26-24
vs. Kansas	34-34	19-15	8-16	19-12	9-11
Virginia	34-32	10-21	4-12	13-14	25-15
Colgate	54-14	20-11	12-8	27-7	33-22
Cornell	48-20	24-23	7-16	18-7	15-3
Long Beach State	34-32	9-9	11-6	10-12	33-26
Cleveland State	40-28	12-10	8-15	20-10	7-13
Canisius	48-30	17-13	19-17	20-16	32-11
at Memphis	40-28	23-15	7-19	16-7	6-32
Coppin State	40-18	19-20	16-15	21-14	6-26
Seton Hall	40-40	25-24	13-16	23-29	32-5
at USF	36-26	8-13	12-14	8-4	10-16
DePaul	50-34	20-13	14-12	26-15	17-12
at Rutgers	50-32	14-8	10-14	12-10	17-8
at Georgetown	42-34	13-29	16-8	11-4	22-29
	760-538	300-286	212-226	310-216	352-310
2008-09 Avg.	42.2-29.9	16.7-15.9	11.8-12.6	17.2-12.0	19.6-17.2
2007-08 Avg.	38.6-28.1	17.4-16.6	13.6-12.5	14.0-8.6	9.0-18.5
2006-07 Avg.	30.1-25.1	17.2-15.1	12.2-13.4	12.3-8.4	22.9-17.0
2005-06 Avg.	30.1-24.5	16.8-16.9	13.3-11.1	11.6-8.2	13.5-14.7
2004-05 Avg.	39.9-23.5	17.9-13.6	13.9-13.0	9.5-5.3	16.0-13.9

PP=points in the paint
FBP=fast break points

PTO=points off turnovers
BP=bench points

SCP=second chance points

NOVEMBER (CONT.)

- ✓ **Jonny Flynn** led five SU players in double digit points with 17. The group also included **Eric Devendorf** (14), **Paul Harris** (12), **Arinze Onuaku** (12) and **Andy Rautins** (12).
- ✓ **Rautins** had a career-best nine assists, five better than his previous high. He tied his collegiate-best effort with four steals.
- ✓ **Nov. 9:** **Eric Devendorf** led four players in double figures with 15 points and SU defeated Indiana (Pa.), 73-63, in an exhibition outing.
- ✓ **Jonny Flynn** and **Kris Joseph** each had 14 points while **Paul Harris** added 12. **Arinze Onuaku** had 13 rebounds.
- ✓ **Kristof Ongenaet** came off the bench to contribute seven points and six boards.
- ✓ **Nov. 3:** **Steven Thompson** returned to Syracuse with his Cal State-Los Angeles team for an exhibition game. Syracuse came out on top, 77-56. The Orange had a 24-point advantage with 5:14 left in the contest before the final margin was settled.
- ✓ **Arinze Onuaku** had 13 points and eight rebounds for the Orange. **Jonny Flynn** added 13 points and dished out six assists while not committing a turnover in 28 minutes.
- ✓ **Paul Harris** rounded out double-digit scorers by tallying 12 points. He added six rebounds.
- ✓ Syracuse got 29 bench points, including eight from **Mookie Jones**. **Rick Jackson** had six points, 12 rebounds and four blocks.



Sophomore forward Rick Jackson has 26 dunks on the year. He shares team slam honors with junior Arinze Onuaku.

2008-09 BY CLASS

18 games

Scoring	PPG	Pct.
Class		
Senior	1.9	.024
Junior	48.7	.602
Sophomore	23.5	.291
Freshmen	6.8	.084
Rebounding	RPG	Pct.
Class		
Senior	3.8	.103
Junior	20.1	.548
Sophomore	8.8	.239
Freshmen	4.0	.109
Assists	APG	Pct.
Class		
Senior	0.9	.050
Junior	8.7	.491
Sophomore	6.8	.384
Freshman	1.3	.075
Steals	SPG	Pct.
Class		
Senior	0.5	.063
Junior	3.6	.444
Sophomore	2.3	.292
Freshman	1.6	.201
Field Goal Percentage		Pct.
Class		
Senior		.278
Junior		.529
Sophomore		.531
Freshman		.425
3PT Field Goal Percentage		Pct.
Class		
Senior		.143
Junior		.371
Sophomore		.361
Freshman		.250
Free Throw Percentage		Pct.
Class		
Senior		.538
Junior		.633
Sophomore		.688
Freshman		.489

SU DUNK BOARD

18 games

Player	Games	Dunks	Career
Rick Jackson	18	26	36
Arinze Onuaku	18	26	84
Paul Harris	17	14	45
Jonny Flynn	18	12	18
Kris Joseph	17	5	5
Mookie Jones	9	2	2
Kristof Ongenaet	17	2	12
Eric Devendorf	15		2
Sean Williams	6		2
Total	18	85	



2008-09 SYRACUSE BASKETBALL

2003 NCAA Champions • 31 NCAA Tournaments • 12 NIT Tournaments • 8 BIG EAST Championships • 5 BIG EAST Tournament Titles



Jason Hart was a member of Syracuse's 1999-00 squad that began the season with 19 straight victories.

LOCAL STAR SIGNS LETTER OF INTENT

SU coach Jim Boeheim announced that Brandon Triche has signed a National Letter of Intent (NLI) to play for the Orange next season. Triche is a senior at Jamesville-DeWitt High School.

Triche, a 6-4 guard, was the 2008 New York Class A Player of the Year after helping the Red Rams to the Class A state championship. He averaged 20.2 points, 7.0 rebounds and 6.0 assists. He had a season-high 36 points against Cicero-North Syracuse in a January 12 encounter. Jamesville-DeWitt defeated Peekskill in the state semifinals, 74-55, and Triche contributed 16 points and eight assists. The following night, the Red Rams claimed the state title by defeating East Hampton, 78-54. Triche had 17 points and six assists in the contest.

Jamesville-DeWitt then claimed the New York State Federation Championship. Triche helped JD defeat Transit Tech in the semifinals, 66-49. He had 29 points to help the Red Rams defeat Long Island University in the championship, 70-66. His two free throws clinched the triumph. The Red Rams finished the campaign with a 26-2 record.

As a sophomore, Triche was averaging approximately 22.0 points, 9.0 assists and 7.0 steals when a left knee injury ended his campaign after 11 games. One of his outings that season was an 81-75 victory against current SU point guard Jonny Flynn and Niagara Falls High School. Triche had 31 points in the game played at Syracuse's Manley Field House. He earned second-team all-state recognition.

He was coached by Bob McKenney at Jamesville-DeWitt. Howard Triche, who played for the Orange from 1983-19887, is Brandon uncle.

SU SUPER STARTS

Coach Boeheim Era (1976-present)
18 games





Year	W-L	Final
1999-00	18-0.....	26-6
2004-05	17-1.....	27-7
1986-87	17-1.....	31-7
1979-80	17-1.....	26-4
2008-09	16-2	
2001-02	16-2.....	23-13
1994-95	16-2.....	20-10
1990-91	16-2.....	26-6
1985-86	16-2.....	26-6
1978-79	16-2.....	26-4
1976-77	16-2.....	26-4
2005-06	15-3.....	23-12
2002-03	15-3.....	30-5
2000-01	15-3.....	25-9
1997-98	15-3.....	26-9
1993-94	15-3.....	23-7
1991-92	15-3.....	22-10
1989-90	15-3.....	26-7
1984-85	15-3.....	22-9



2008-09 SYRACUSE BASKETBALL

2008-09 OPPONENTS

includes games of Jan. 15 - rpi from kenpom.com

Date	Opponent	W-L	Rank	RPI	Series	Post	TV
11/16	Le Moyne	7-9			6-0		 
11/18	Richmond	9-7		103	3-1		 
11/21	Oakland	10-9		152	1-0		 
11/24	vs. Florida	15-2	rv/rv	38	2-1		 
11/25	vs. Kansas	12-4	rv/-	19	3-2		 
11/28	Virginia	7-7		92	3-1		 
12/1	Colgate	5-10		304	116-45		 
12/3	Cornell	10-6		117	85-31		 
12/13	Long Beach State	9-7		123	2-0		 
12/15	Cleveland State	13-6		47	0-1		 
12/17	Canisius	6-11		268	44-24		 
12/20	at Memphis	13-3	rv/rv	12	2-1		 
12/22	Coppin State	3-13		272	3-0		 
12/30	Seton Hall	9-7		107	42-15		 
1/2	at USF	6-10		105	5-1		 
1/7	DePaul	8-9		181	6-4		 
1/10	at Rutgers	9-9		147	34-9		 
1/14	at Georgetown						 
1/17	Notre Dame	12-4	12/13	42	21-18		 
1/19	at Pittsburgh	16-0	1/1	5	61-35		 
1/25	Louisville	12-3	20/20	14	4-8		 
1/28	at Providence	11-5		78	41-9		 
2/4	West Virginia	12-4	rv/rv	7	29-16		 
2/7	at Villanova	13-3	23/22	29	34-28		 
2/11	at Connecticut	15-1	4/4	6	48-34		 
2/14	Georgetown	12-3	13/12	4	43-37		 
2/22	Villanova						 
2/24	at St. John's	10-6		118	44-37		 
3/1	Cincinnati	11-6		86	3-2		 
3/3	Rutgers						 
3/8	at Marquette	15-2	14/14	22	5-2		 
Total		290-166	.636	SU rpi: 32			

Syracuse Quick Facts

Location: Syracuse, NY
Conference: BIG EAST
Enrollment: 12,400
Founded: 1870
Colors: Orange (Pantone 1665)
Nickname: Orange
Arena (Capacity): Carrier Dome (33,633)
Chancellor and President: Dr. Nancy Cantor
Athletics Director: Dr. Daryl Gross

Syracuse Hoop History

First Year of Basketball: 1900-01
Overall All-Time Record: 1,741-798, .686
NCAA Wins Ranking: 5th
NCAA Winning Percentage Ranking: 7th
Consecutive Winning Seasons: 38, top active streak
NCAA Tournament Appearances (31):
 1957, 1966, 1973, 1974, 1975, 1976, 1977, 1978, 1979, 1980, 1983, 1984, 1985, 1986, 1987, 1988, 1989, 1990, 1991, 1992, 1994, 1995, 1996, 1998, 1999, 2000, 2001, 2003, 2004, 2005, 2006
NCAA Tournament Record: 48-31
NCAA Championships (1): 2003
NCAA Final Fours (4): 1975, 1987, 1996, 2003
NCAA Final Eights (7):
 1957, 1966, 1975, 1987, 1989, 1996, 2003
NCAA Sweet Sixteens (17):
 1957, 1966, 1973, 1975, 1977, 1979, 1980, 1984, 1987, 1989, 1990, 1994, 1996, 1998, 2000, 2003, 2004
NIT Appearances (12):
 1946, 1950, 1964, 1967, 1971, 1972, 1981, 1982, 1997, 2002, 2007, 2008
NIT Record: 14-13
Helms Foundation Championships (2):
 1917-18, 1925-26
BIG EAST Regular Season Championships (8):
 1980 (tie), 1986 (tie), 1987 (tie), 1990 (tie), 1991, 1998 (BE 7), 2000 (tie), 2003 (West tie).
BIG EAST Tournament Championships (5):
 1981, 1988, 1992, 2005, 2006
Naismith Memorial Basketball Hall of Fame (3):
 Dave Bing (1990), Jim Boeheim (2005), Vic Hanson (1960)
All-Americans : 36
Consensus All-Americans (5):
 Carmelo Anthony, Dave Bing, Derrick Coleman, Billy Owens, Hakim Warrick
CoSIDA Academic All-Americans (4):
 Rick Dean, Craig Forth, Danny Schayes, Bill Smith
NCAA Postgraduate Scholarships (2):
 Marius Janulis, Danny Schayes
Retired Jerseys (8):
 Dave Bing, Derrick Coleman, Sherman Douglas, Vic Hanson, Billy Owens, Wilmet Sadat-Singh, Rony Seikaly, Dwayne "Pearl" Washington

2003 NCAA Champions • 31 NCAA Tournaments • 12 NIT Tournaments • 8 BIG EAST Championships • 5 BIG EAST Tournament Titles



COACH JIM BOEHEIM

2003 NCAA Champions • 31 NCAA Tournaments • 12 NIT Tournaments • 8 BIG EAST Tournaments • 5 BIG EAST Championship Titles



Win #787 Comes At Rutgers!

SU coach **Jim Boeheim** picked up victory number 787 when Syracuse defeated Rutgers, 82-66, on January 10. The win put Boeheim in eighth place on the Division I career win list.

He had earned the 781st win of his collegiate career when Syracuse defeated Canisius, 82-80, on December 15. The triumph moved Boeheim into ninth place on the all-time Division I coaches win list, breaking a tie with former Arizona mentor Lute Olson.

Syracuse's 85-51 victory against Le Moyne in the season opener was the 1,050 game of his Boeheim's tenure as head coach. The Orange victory improved Boeheim's mark in season starters to 29-4.

The Book On Boeheim

Boeheim owns a career record of 787-280 (.738). Boeheim is ninth among active Division I coaches in winning percentage. Boeheim is third among active Division I coaches in wins, trailing only Mike Krzyzewski (Duke) and Jim Calhoun (Connecticut). Boeheim is tied for eighth on the all-time Division I victory list and 23rd on the all-time percentage ledger.

Only Dean Smith (North Carolina), Adolph Rupp (Kentucky) and Jim Phelan (Mt. St. Mary's) have won more games at one Division I school.

The 2008 NIT berth gave SU 31 post-season appearances under Boeheim, including 25 NCAA Tournaments. His SU teams have won 21-or-more games in 29 seasons. He has guided his alma mater to the NCAA title game three times, winning it for the first time in 2003. Boeheim is the winningest coach in BIG EAST history with a 346-193 (.642) overall conference record.

Boeheim has logged 1,067 games as SU head coach. Only four Division I coaches – Jim Phelan (Mt. St. Mary's), Dean Smith (North Carolina) and Ray Meyer (DePaul), Don Haskins (UTEP) – have more games while serving as head coach at only one school in their careers.

JIM BOEHEIM RECORDS

At Syracuse:	787-280 (.738)
BIG EAST Regular Season:	304-169 (.643)
BIG EAST Tournament:	42-24 (.636)
Postseason NIT	12-7 (.632)
NCAA Tournament:	40-24 (.625)
Since 1987 in the NAAs:	33-15 (.688)
NCAA First Round Games	20-5 (.800)
Avg. Single-Season Record:	24.1-8.7
Season Openers	29-4 (.879)
As an SU Player:	55-24 (.696)
As an SU Assistant:	139-65 (.681)

NCAA DIVISION I COACHES BY GAMES

Minimum 10 years as Division I head coach
includes games of 1/15/09

Coach	Schools	Games
1. Jim Phelan	Mt. St. Mary's	1,354
2. Bob Knight	Army, Indiana, Texas Tech	1,273
3. Lou Henson	Hardin-Simmons, Illinois, 1,191	
4. Lefty Driesell	Davidson, Maryland, 1,180	
	James Madison, Georgia State	
5. Dean Smith	North Carolina	1,133
6. Eddie Sutton	Creighton, Arkansas, 1,132	
	Kentucky, Oklahoma State, San Francisco	
7. JIM CALHOUN	Northeastern, Connecticut	1,127
8. Henry Iba	Northwest Missouri State, 1,103	
	Colorado, Oklahoma State	
9. Norm Stewart	Northern Iowa, Missouri	1,102
10. MIKE KRZYZEWSKI	Army, Duke	1,086
11. Marv Harshman	Pacific Lutheran, 1,080	
	Washington State, Washington	
12. Ray Meyer	DePaul	1,078
13. Don Haskins	UTEP	1,072
14. JIM BOEHEIM	Syracuse	1,067
15. Adolph Rupp	Kentucky	1,066

active coaches in CAPS

BIG EAST COACHING WINS

Regular Season and BIG EAST Tournament
includes games of 1/15/09

Coach, Team	W-L	Pct.	
1. Jim Boeheim, Syracuse	346-193	.642	
2. Jim Calhoun, Connecticut	271-148	.647	
3. John Thompson, Georgetown	231-123	.653	
4. Lou Carnesecca, St. John's	139-80	.635	
5. Rollie Massimino, Villanova	123-92	.572	
6. Steve Lappas, Villanova	97-79	.551	
7. P.J. Carlesimo, Seton Hall	90-130	.409	
8. Mike Brey, Notre Dame	86-60	.589	
9. Leonard Hamilton, Miami	77-95	.448	
10. Paul Evans, Pittsburgh	76-70	.524	
11. Jim O'Brien, Boston College	74-133	.357	
	Al Skinner, Boston College	74-72	.507
13 Jay Wright, Villanova	72-59	.550	
	Tim Welch, Providence	72-101	.416
15. Jamie Dixon, Pittsburgh	70-31	.693	
16. John Thompson III, Georgetown	57-25	.695	
	Mike Jarvis, St. John's	57-36	.613
18. Rick Pitino, Prov., Louisville	54-38	.587	
19. Rick Barnes, Providence	52-60	.464	
20. Gale Catlett, West Virginia	49-78	.386	

active coaches in bold

BIG EAST COACHING PERCENTAGE

Regular Season and BIG EAST Tournament
includes games of 1/15/08

Coach, Team	W-L	Pct.
1. John Thompson III, Georgetown	57-25	.695
2. Jamie Dixon, Pittsburgh	70-31	.693
3. John Thompson, Georgetown	231-123	.653
4. Jim Calhoun, Connecticut	271-148	.647
5. Jim Boeheim, Syracuse	346-193	.642
6. Lou Carnesecca, St. John's	139-80	.635
7. Mike Jarvis, St. John's	57-36	.613
8. Ben Howland, Pittsburgh	46-29	.613
9. Tom Crean, Marquette	34-22	.607
10. Mike Brey, Notre Dame	86-60	.589
11. Bob Huggins, West Virginia	14-10	.583
12. Rick Pitino, Prov., Louisville	54-38	.587
13. Rollie Massimino, Villanova	123-92	.572
14. Fran Fraschilla, St. John's	22-17	.564
15. Jay Wright, Villanova	72-59	.550
16. Tom Davis, Boston College	21-17	.553
17. Steve Lappas, Villanova	97-79	.551
18. Paul Evans, Pittsburgh	76-70	.524
19. Al Skinner, Boston College	74-72	.507
20. Matt Doherty, Notre Dame	8-8	.500

active coaches in bold



COACH RANKINGS



Division I Coaches by Percentage

Coach	Schools	Won-Lost	Pct.
1. Clair Bee	Rider	412-87	.826
2. Adolph Rupp	Kentucky	876-190	.822
3. ROY WILLIAMS	Kansas, N. Carolina,	575-136	.809
4. John Wooden	Indiana State, UCLA	664-162	.804
5. John Kreese	Charleston	560-143	.797
6. Jerry Tarkanian	Long Beach State, UNLV, Fresno State	729-201	.784
7. Francis Schmidt	Tulsa, Arkansas, Texas Christian	258-72	.782
8. Dean Smith	N. Carolina	879-254	.776
9. George Keogan	Wisc.-Superior, St. Louis, St. Thomas, Allegheny, Valparaiso, Notre Dame	414-127	.7652
10. Jack Ramsay	St. Joseph's	231-71	.7649
11. Frank Keaney	Rhode Island	401-124	.7638
12. Vic Bubas	Duke	213-67	.761
13. Harry Fisher	Fordham, Columbia, St. John's, Army	189-60	.759
14. MIKE KRZYZEWSKI	Army, Duke	818-268	.7532
15. JOHN CALIPARI	Massachusetts,	421-138	.7531
16. Fred Bennis	Brigham Young, Utah, Montana State	95-32	.748
17. Chick Davies	Duquesne	314-106	.7476
18. Ray Mears	Wittenberg, Tennessee	399-135	.7472
19. Edward McNichol	Pennsylvania	186-63	.7470
20. Al McGuire	Belmont Abbey, Marquette	406-142	.741
21. Phog Allen	Baker, Haskell, Central Missouri St., Kansas	746-264	.7386
22. Everett Case	North Carolina State	377-134	.7377
23. JIM BOEHEIM	Syracuse	787-280	.7376
24. Lute Olson	Long Beach State, Iowa, Arizona	780-280	.7358
25. Arthur Schabinger	Ottawa, Emporia St.,	245-88	.7357
26. BOB HUGGINS	Walsh, Akron, Cincinnati, Kansas State	628-226	.7354
27. G. Ott Romney	Montana State, BYU	283-102	.7350
28. Doc Meanwell	Wisconsin, Missouri	280-101	.7349
29. RICK PITINO	Wisconsin, Boston University, Providence, Kentucky, Louisville	533-194	.733

active coaches in CAPS
minimum 10 years as Division I head coach

includes games of 1/15

Active Division I Coaches by Percentage

Coach	Schools	Won-Lost	Pct.
1. Roy Williams	Kansas, North Carolina	575-136	.8087
2. Mark Few	Gonzaga	247-64	.7942
3. Jamie Dixon	Pittsburgh	148-40	.7872
4. Bruce Pearl	Southern Indiana, Wisc.-Milwaukee, Tennessee	404-113	.7814
5. Bo Ryan	Wisc.-Platteville, Wisc.-Milwaukee, Wisconsin	568-168	.7717
6. Thad Matta	Xavier, Butler, Ohio State	219-69	.7604
7. Mike Krzyzewski	Army, Duke	818-268	.7532
8. John Calipari	Massachusetts, Memphis	421-138	.7531
9. JIM BOEHEIM	Syracuse	787-280	.7376
10. Bob Huggins	Walsh, Akron, Cincinnati, Kansas State, W. Virginia	628-226	.7354

minimum 5 years as Division I head coach.

Division I Coaches by Wins

Coach	Schools	Wins
1. Bob Knight	Army, Indiana, Texas Tech	902
2. Dean Smith	North Carolina	879
3. Adolph Rupp	Kentucky	876
4. Jim Phelan	Mt. St. Mary's	830
5. MIKE KRZYZEWSKI	Army, Duke	818
6. Eddie Sutton	Creighton, Arkansas, Kentucky, Oklahoma State	804
7. JIM CALHOUN	Northeastern, Connecticut	789
8. JIM BOEHEIM	Syracuse	787
9. Lefty Driesell	Davidson, Maryland, James Madison, Georgia State.	786
10. Lute Olson	Long Beach State, Iowa, Arizona	780

active coaches in CAPS

Active Division I Coaches by Wins

Coach	School	Wins
1. Mike Krzyzewski	Army, Duke	818
2. Jim Calhoun	Northeastern, Connecticut	789
3. JIM BOEHEIM	Syracuse	787
4. Bob Huggins	Walsh, Akron, Cincinnati, Kansas State, West Virginia	627
5. Tom Penders	Tufts, Columbia, Fordham, Rhode Island, Texas, George Washington, Houston	619
6. Gary Williams	American, Boston College, Ohio State, Maryland	616

Division I NCAA Tournament Wins

Coach	Schools	Wins
1. MIKE KRZYZEWSKI	Army, Duke	69
2. Dean Smith	North Carolina	65
3. ROY WILLIAMS	N. Carolina, Kansas	48
4. John Wooden	UCLA	47
5. LUTE OLSON	Iowa, Arizona	46
6. Bob Knight	Army, Indiana, Texas Tech	45
7. Denny Crum	Louisville	42
8. JIM BOEHEIM	Syracuse	40
JIM CALHOUN	Northeastern, Connecticut	40
10. RICK PITINO	Providence, Kentucky, Louisville	37
Eddie Sutton	Creighton, Arkansas, Kentucky, Oklahoma State	37

active coaches in CAPS

Division I Coaches 20-Win Seasons

Coach	Schools	No.
1. JIM BOEHEIM	Syracuse	30
Dean Smith	North Carolina	30
3. Bob Knight	Army, Indiana, Texas Tech	29
Lute Olson	Iowa, Arizona	29
5. Eddie Sutton	Creighton, Arkansas, Kentucky	25
Jerry Tarkanian	Oklahoma State, San Francisco	25
Fresno State	Long Beach State, UNLV,	25
7. MIKE KRZYZEWSKI	Army, Duke	24
8. Adolph Rupp	Kentucky	23
9. Lefty Driesell	Davidson, Maryland, James Madison, Georgia State	22
10. JIM CALHOUN	Northeastern, Connecticut	22

active coaches in CAPS

Division I Coaches Wins at One School

Coach	School	Wins
1. Dean Smith	North Carolina	879
2. Adolph Rupp	Kentucky	876
3. Jim Phelan	Mt. St. Mary's	830
4. JIM BOEHEIM	Syracuse	787
5. Ed Diddle	W. Kentucky	759
6. MIKE KRZYZEWSKI	Duke	744
7. Ray Meyer	DePaul	724
8. Don Haskins	UTEP	719
9. Denny Crum	Louisville	675
10. Bob Knight	Indiana	662

active coaches in CAPS

Active Division I Coaches by Games

Coach	Schools	Games
1. Jim Calhoun	Northeastern, Connecticut	1,127
2. Mike Krzyzewski	Army, Duke	1,086
3. JIM BOEHEIM	Syracuse	1,067
4. Tom Penders	Tufts, Columbia, Fordham, Rhode Island, Texas, George Washington, Houston	1,032
5. Homer Drew	Bethel, Indiana-South Bend, Valparaiso	987

Active Division I Coaches by Seasons Completed

Coach	Schools	Seasons
1. Jim Calhoun	Northeastern, Connecticut	36
2. Tom Penders	Tufts, Columbia, Fordham, Rhode Island, Texas, George Washington, Houston	34
3. Mike Krzyzewski	Army, Duke	33
4. JIM BOEHEIM	Syracuse	32
5. Ben Braun	Sienna Heights, E. Michigan, California, Rice	31
Homer Drew	Bethel, Indiana-South Bend, Valparaiso	31



2008-09 SYRACUSE MEN'S BASKETBALL

2003 NCAA Champions • 31 NCAA Tournaments • 12 NIT Tournaments • 8 BIG EAST Championships • 5 BIG EAST Tournament Titles

2009 Associated Press Poll January 12, 2009

No.	Team	W-L	Points
1.	Pittsburgh (70)	15-0	1,798
2.	Wake Forest (2)	14-0	1,686
3.	Duke	14-1	1,678
4.	Connecticut	14-1	1,549
5.	North Carolina	14-2	1,461
6.	Oklahoma	15-1	1,440
7.	Michigan State	13-2	1,356
8.	SYRACUSE	16-1	1,232
9.	UCLA	13-2	1,222
10.	Clemson	16-0	1,153
11.	Texas	12-3	1,009
12.	Notre Dame	12-3	1,008
13.	Georgetown	11-3	908
14.	Marquette	15-2	752
15.	Xavier	13-2	710
16.	Arizona State	14-2	573
17.	Butler	14-1	521
18.	Minnesota	15-1	508
19.	Purdue	12-4	490
20.	Louisville	11-3	433
21.	Baylor	13-2	364
22.	California	15-2	299
23.	Villanova	13-3	229
24.	Tennessee	10-4	198
25.	Michigan	13-3	153

Others receiving votes: Gonzaga 137, Arkansas 132, Illinois 155, Memphis 86, Saint Mary's 50, Miami (FL) 25, Florida 25, Wisconsin 24, Brigham Young 18, Davidson 12, West Virginia 12, Boston College 11, Kansas 6, Florida State 5, South Carolina 3, George Mason 2, Oklahoma State 2, Harvard 1, TCU 1, Texas A&M 1, Virginia Military 1, Missouri 1.

2009 ESPN/USA Today Coaches Poll January 12, 2009

No.	Team	W-L	Points
1.	Pittsburgh (29)	15-0	773
2.	Duke	14-1	729
3.	Wake Forest (2)	14-0	725
4.	Connecticut	14-1	660
5.	Oklahoma	15-1	617
6.	North Carolina	14-2	611
7.	UCLA	13-2	576
8.	SYRACUSE	16-1	560
9.	Clemson	16-0	528
10.	Michigan State	13-2	503
11.	Texas	12-3	421
12.	Georgetown	11-3	465
13.	Notre Dame	12-3	363
14.	Marquette	15-2	523
15.	Arizona State	14-2	328
16.	Xavier	13-2	279
17.	Minnesota	15-1	262
18.	Butler	14-1	256
19.	Purdue	12-4	182
20.	Louisville	11-3	173
21.	Baylor	13-2	159
22.	Villanova	13-3	110
23.	California	15-2	109
24.	Michigan	13-3	78
25.	Saint Mary's	15-1	62

Others receiving votes: Arkansas 51, Illinois 47, Memphis 42, Brigham Young 37, Gonzaga 17, Dayton 14, Tennessee 11, Utah State 11, Wisconsin 10, Florida 9, Illinois State 9, West Virginia 7, Davidson 6, Boston College 6, Ohio State 5, Miami (FL) 4, Washington 3, Missouri 2, Texas A&M 1, UNLV 1.

SU AP POLL POINTS

The last time... .

SU vs. ranked team	3/8/08	SU 87, #21 Marquette 72
SU beat a ranked team	3/8/08	SU 87, #21 Marquette 72
Both ranked	12/5/07	#22 Ok. State 72, #21 SU 68
Both top 10	2/19/05	#6 Boston College 65, #9 SU 60
Both top 5	12/7/04	#5 Ok. State 74, #4 SU 60
SU vs. ranked	2/18/08	#18 Louisville 61, SU 50
back-to-back	2/24/08	#21 Notre Dame 94, SU 87
SU played #1	3/9/06	SU 86, #1 UConn 84 OT
SU beat #1	3/9/06	SU 86, #1 UConn 84 OT
SU played #2	2/3/03	SU 67, #2 Pittsburgh 65
SU beat #2	2/3/03	SU 67, #2 Pittsburgh 65
SU played #3	1/16/06	#3 UConn 88, #20 SU 80
SU beat #3	2/29/04	SU 49, #3 Pittsburgh 46 OT
SU played #4	3/5/06	#4 Villanova 92, SU 82
SU beat #4	4/7/03	SU 81, #4 Kansas 78
SU played #5	12/4/04	#5 Okla. St. 74, SU 60
SU beat #5	2/1/94	SU 108, #5 Connecticut 95
SU played #6	2/19/05	#6 BC 65, SU 60
SU beat #6	3/30/03	SU 63, #6 Oklahoma 47
SU played #7	3/7/04	SU 67, #7 UConn 56
SU beat #7	3/7/04	SU 67, #7 UConn 56
SU played #8	2/16/08	SU 77, #8 Georgetown 70
SU beat #8	2/16/08	SU 77, #8 Georgetown 70
SU played #9	2/26/07	SU 72, #9 Georgetown 58
SU beat #9	2/26/07	SU 72, #9 Georgetown 58
SU played #10	1/4/07	#10 Pittsburgh 74, SU 66
SU beat #10	2/15/03	SU 82, #10 Notre Dame 80
SU played #11	1/13/03	SU 76, #11 Missouri 69
SU beat #11	1/13/03	SU 76, #11 Missouri 69
SU played #12	1/23/06	#12 Pittsburgh 80, #25 SU 67
SU beat #12	3/11/05	SU 67, #12 UConn 63
SU played #13	1/14/09	#13 Georgetown 88, #8 SU 74
SU beat #13	1/30/95	SU 76, #13 Georgetown 75
SU played #14	2/20/06	SU 60, #14 W. Virginia 58
SU beat #14	2/20/06	SU 60, #14 W. Virginia 58
SU played #15	1/7/07	SU 70, #15 Marquette 58
SU beat #15	1/7/07	SU 70, #15 Marquette 58
SU played #16	3/4/03	SU 92, #16 Notre Dame 88
SU beat #16	3/4/03	SU 92, #16 Notre Dame 88
SU played #17	11/24/08	SU 89, #17 Florida 83
SU beat #17	11/24/08	SU 89, #17 Florida 83
SU played #18	2/18/08	#18 Louisville 61, SU 50
SU beat #18	3/15/98	SU 56, #18 New Mexico 46
SU played #19	2/6/08	#19 Connecticut 63, SU 61
SU beat #19	3/20/04	SU 72, #19 Maryland 70
SU played #20	3/8/07	#20 Notre Dame 89, SU 83
SU beat #20	1/27/96	SU 88, #20 Boston College 73
SU played #21	3/8/08	SU 87, #21 Marquette 72
SU beat #21	3/8/08	SU 87, #21 Marquette 72
SU played #22	11/25/08	SU 89, #22 Kansas 81 OT
SU beat #22	11/25/08	SU 89, #22 Kansas 81 OT
SU played #23	12/20/08	SU 72, #23 Memphis 65
SU beat #23	12/20/08	SU 72, #23 Memphis 65
SU played #24	11/19/04	SU 71, #24 Memphis 62
SU beat #24	11/19/04	SU 71, #24 Memphis 62
SU played #25	1/19/08	#25 Villanova 81, SU 71
SU beat #25	1/31/00	SU 63, #25 St. John's 57
Ranked	12	1985-86

opponents in a season

SU In The 2008-09 Polls

Date	AP	USA Today/ ESPN
Preseason	rv	rv
Nov. 17	rv	rv
Nov. 24	rv	rv
Dec. 1	16	20
Dec. 8	13	16
Dec. 15	11	11
Dec. 22	17	14
Dec. 29	13	t11
Jan. 5	11	9
Jan. 12	8	8
Jan. 19		
Jan. 26		
Feb. 2		
Feb. 9		
Feb. 16		
Feb. 23		
Mar. 2		
Mar. 8		
Mar. 15		



2008-09 SYRACUSE MEN'S BASKETBALL



ERIC DEVENDORF

Junior • 6-4 • 180

Bay City, Michigan • Central Hill H. S./
Oak Hill Academy (Va.)

23

- Second on the team in scoring average (14.3 ppg).
- Devendorf is SU's best free throw shooter at 78.6 percent (44-56).
- Had his string of 18 straight made free throws snapped on at Rutgers on Jan. 10. Prior to that he hadn't missed since the first of the Virginia game on Nov. 28.
- Devendorf has at least one 3-point basket in 21 of his last 26 games.
- The Orange is 51-20 all-time when Devendorf scores at least 10 points. Devendorf has been in double figures in 31 of his last 35 games and 42 of his last 50 dating back to 2006-07.
- Tied for 28th at Syracuse in points scored (1,344).
- Devendorf ranks in the top 10 at SU in career 3-point field goals made, attempted and 3-point percentage. He also is in the top 10 in career free-throw percentage (see next page).
- Devendorf leads the BIG EAST in 3-point percentage in conference games (.556, 10-18).
- Team's active leader with 73 starts.
- Netted 20 points for the fourth time this year and the second time in conference play at Georgetown. It marked the second outing this season he led SU in scoring.
- Devendorf scored 20 points off the bench against Seton Hall in his return from a University-issued suspension that caused him to miss the Memphis and Coppin State games.
- Led Syracuse in scoring for the first time this season with 17 points vs. Cleveland State. Devendorf tied his career high with five 3-point baskets.
- Devendorf scored 20 points and played a career-high 42 minutes against Kansas in the CBE Classic title game.
- Tallied 22 points vs. Richmond, including 18 in the second half. Devendorf scored 11 straight Orange points after halftime to turn a seven-point deficit into a four-point SU lead. He made a team-best four 3-point field goals in the contest.
- Started and scored 14 points in 22 minutes vs. Le Moyne in his first game since injuring his knee against East Tennessee State in December 2007.

DEVENDORF GAME-BY-GAME 2008-09

Opponent	MP	FG	3PT	FT	REB	F	A	T	B	S	TP
Le Moyne*	22	6-13	1-5	1-3	3	1	1	5	0	0	14
Richmond*	31	8-12	4-6	2-3	1	2	2	7	0	1	22
Oakland*	32	3-9	1-6	3-4	3	2	7	2	0	1	10
vs. Florida*	29	3-12	1-6	2-3	1	3	4	3	0	0	9
vs. Kansas*	42	5-14	3-7	7-10	1	1	4	3	0	2	20
Virginia*	39	3-3	0-0	8-9	0	3	4	2	0	0	14
Colgate*	26	4-7	1-2	0-0	0	2	1	0	0	2	9
Cornell*	26	4-6	0-2	7-7	0	3	2	6	0	4	15
Long Beach State*	24	5-13	1-5	2-2	2	2	5	0	0	1	13
Cleveland State*	37	6-15	5-10	0-0	0	3	3	3	1	0	17
Canisius*	33	3-5	0-2	4-4	1	2	4	6	2	1	10
Seton Hall	22	8-15	3-6	1-1	1	0	5	4	0	2	20
at USF	24	3-6	0-1	2-2	4	2	2	3	0	0	8
DePaul	30	5-11	3-3	0-0	1	0	1	1	0	0	13
at Rutgers	36	6-9	0-1	3-4	0	2	2	1	1	1	15
at Georgetown	35	7-15	4-7	2-4	0	4	1	2	0	0	20

*indicates started

DEVENDORF'S SEASON AND CAREER HIGHS

POINTS

Season: 22 vs. Richmond

Career: 34 vs. S. Alabama (NIT), 2006-07

FG MADE

Season: 8 vs. Seton Hall, Richmond

Career: 12 at Villanova, vs. S. Alabama (NIT), 2006-07

FG ATTEMPTED

Season: 15 at Georgetown, vs. Seton Hall,

Cleveland State

Career: 22 at Villanova, vs. Notre Dame (BET), 2006-07

3-POINT FGM

Season and Career: 5 vs. Cleveland State, 2008-09;

vs. E. Tennessee State, 2007-08; at St. John's,

vs. DePaul, 2006-07; vs. TCU, 2005-06

3-POINT FGA

Season and Career: 10 vs. Cleveland State, 2008-09;

at Villanova, 2006-07

FT MADE

Season: 8 vs. Virginia

Career: 11 vs. Hofstra, 2006-07

FT ATTEMPTED

Season: 10 vs. Kansas

Career: 12 vs. Hofstra, 2006-07

REBOUNDS

Season: 4 at USF

Career: 9 at Louisville, 2006-07

OFF. REBOUNDS

Season: 1 vs. DePaul, at USF, vs. Seton Hall, Oakland,

Le Moyne

Career: 5 vs. Ohio State, 2007-08

DEF. REBOUNDS

Season: 4 at USF

Career: 9 at Louisville, 2006-07

ASSISTS

Season: 7 vs. Oakland

Career: 11 vs. Georgetown, 2006-07

STEALS

Season: 4 vs. Cornell

Career: 5 vs. DePaul, 2006-07

BLOCKS

Season and Career: 2 vs. Canisius, 2008-09;

vs. Massachusetts, 2007-08; at Marquette,

vs. Connecticut, San Diego State (NIT), 2006-07

MINUTES

Season and Career: 42 vs. Kansas, 2008-09



2008-09 SYRACUSE MEN'S BASKETBALL

2003 NCAA Champions • 31 NCAA Tournaments • 12 NIT Tournaments • 8 BIG EAST Tournaments • 5 BIG EAST Championship Titles



ERIC DEVENDORF

Junior • 6-4 • 180

Bay City, Michigan • Central Hill H. S./

Oak Hill Academy (Va.)

23

SU 1,000 Point Scorers

No.	Player	Points	Avg.	Years
1.	Lawrence Moten	2,334	19.3	1991-95
2.	Derrick Coleman	2,143	15.0	1986-90
3.	John Wallace	2,119	16.7	1992-96
4.	Gerry McNamara	2,099	15.6	2002-06
5.	Hakim Warrick	2,073	15.4	2001-05
6.	Sherman Douglas	2,060	14.9	1985-89
7.	Stephen Thompson	1,956	13.6	1986-90
8.	Preston Shumpert	1,907	14.2	1998-02
9.	Dave Bing	1,883	24.8	1963-66
10.	Rafael Addison	1,876	14.9	1982-86
11.	Erich Santifer	1,845	14.9	1979-83
12.	Billy Owens	1,840	17.7	1988-91
13.	Rony Seikaly	1,716	12.6	1984-88
14.	Dave Johnson	1,614	12.2	1988-92
15.	Roosevelt Bouie	1,560	13.2	1976-80
	Todd Burgan	1,560	12.5	1994-98
17.	Adrian Autry	1,538	12.7	1990-94
18.	Dennis DuVal	1,504	15.0	1971-74
19.	Jason Hart	1,503	11.4	1996-00
20.	Rudy Hackett	1,496	17.2	1972-75
	Dale Shackelford	1,496	12.8	1975-79
22.	Dwayne Washington	1,490	15.7	1983-86
23.	Louis Orr	1,487	12.8	1976-80
24.	Bill Smith	1,451	20.7	1968-71
25.	Otis Hill	1,416	10.9	1993-97
26.	Greg Kohls	1,360	19.2	1969-72
27.	Mike Lee	1,351	16.3	1970-73
28.	Billy Gabor	1,344	14.6	1942-48
	Demetris Nichols	1,344	10.9	2003-07
	ERIC DEVENDORF	1,344	14.0	2005-
31.	Etan Thomas	1,340	11.0	1996-00
32.	Vinnie Cohen	1,337	19.7	1953-56
33.	Tony Bruin	1,294	11.6	1979-83
34.	George Hicker	1,245	16.0	1965-68
35.	Damone Brown	1,230	10.9	1997-01
36.	Wendell Alexis	1,212	9.7	1982-86
37.	Jack Kiley	1,193	15.1	1948-51
38.	Ryan Blackwell	1,175	11.8	1997-00
39.	Jim Lee	1,165	13.4	1972-75
40.	Marty Byrnes	1,159	11.0	1974-78
	Marty Headd	1,159	10.9	1977-81
42.	DeShaun Williams	1,136	11.7	1999-02
43.	James Williams	1,119	11.0	1973-77
44.	Ed Stichel	1,096	11.0	1945-49
45.	Jon Cincebox	1,087	15.8	1956-59
46.	Kueth Duany	1,084	8.5	1999-03
47.	Pete Chudy	1,079	16.1	1958-61
48.	Vaughn Harper	1,070	13.5	1965-68
49.	PAUL HARRIS	1,043	12.0	2006-
50.	Leo Rautins	1,031	12.1	1980-83

SU CAREER 3-POINT FG

No.	Name	3FGM-3FGA	Pct.	Years
1.	Gerry McNamara	400-1,131	.354	2002-06
2.	Preston Shumpert	249-659	.378	1998-02
3.	Demetris Nichols	205-573	.358	2006-07
4.	Lawrence Moten	197-624	.316	1991-95
5.	Marius Janulis	190-476	.399	1994-98
6.	Todd Burgan	178-496	.358	1994-98
7.	DeShaun Williams	175-521	.336	1999-02
8.	Matt Roe	159-367	.433	1986-89
9.	Eric Devendorf	153-409	.374	2005-
10.	Adrian Autry	139-417	.333	1990-94
	Jason Hart	139-426	.326	1996-00
	Andy Rautins	132-362	.365	2005-

SU CAREER 3-POINT FGA

No.	Name	3FGM-3FGA	Pct.	Years
1.	Gerry McNamara	400-1,131	.354	2002-06
2.	Preston Shumpert	249-659	.378	1998-02
3.	Lawrence Moten	197-624	.316	1991-95
4.	Demetris Nichols	205-573	.358	2006-07
5.	DeShaun Williams	175-521	.336	1999-02
6.	Todd Burgan	178-496	.358	1994-98
7.	Marius Janulis	190-476	.399	1994-98
8.	Jason Hart	139-426	.326	1996-00
9.	Adrian Autry	139-417	.333	1990-94
10.	Eric Devendorf	153-409	.374	2005-
11.	Matt Roe	159-367	.433	1986-89
	Andy Rautins	132-362	.365	2005-

SU CAREER 3-POINT PERCENTAGE

No.	Name	3FGM-3FGA	Pct.	Years
1.	Greg Monroe	79-180	.439	1983-87
2.	Matt Roe	159-367	.433	1986-89
3.	Marius Janulis	190-476	.399	1994-98
4.	John Wallace	41-105	.390	1992-96
5.	Preston Shumpert	249-659	.378	1998-02
6.	Eric Devendorf	153-409	.374	2005-
7.	Mike Hopkins	50-135	.370	1989-93
8.	Andy Rautins	132-362	.365	2005-
	Scott McCorkle	38-104	.365	1990-94
10.	Todd Burgan	178-496	.359	1994-98

(min. 100 attempts)
3-point field goals were added prior to the 1986-87 season.

SU CAREER FT PERCENTAGE

No.	Name	FTM-FTA	Pct.	Years
1.	Gerry McNamara	435-490	.888	2002-06
2.	Rich Cornwall	217-252	.861	1965-68
3.	Jim Lee	243-283	.859	1972-75
4.	Greg Kohls	388-471	.824	1969-72
5.	John Suder	146-179	.816	1967-70
6.	Marius Janulis	125-154	.812	1994-98
7.	Marty Headd	163-201	.811	1977-81
8.	Dan Schayes	315-391	.806	1977-81
9.	Eric Devendorf	253-319	.793	2005-
10.	Preston Shumpert	358-452	.792	1998-02

(min. 150 attempts)

DEVENDORF VS. NOTRE DAME

Date	Min	TOTAL		3-PTS		FT-FTA		REBOUNDS		PF	FO	A	TO	Blk	Stl	Pts	Avg
		FG	FGA	Pct	3FG	3FGA	Pct	Off	Def								
1/11/06	35	6-12	.500	2-6	.333	8-10	.800	1-1	2	1-0	4	0	1	2	22		
1/30/07	26	0-11	.000	0-6	.000	0-0	.000	3-2	5	3-0	5	2	0	0	0		
3/8/07 (BET)	36	8-22	.364	1-6	.167	2-2	1.000	1-0	1	4-0	3	2	0	1	19		
Totals	3 games	14-45	.311	3-18	.167	10-12	.833	5-3	8	2.7	8-0	12	4	1	3	41	13.7

DEVENDORF'S CAREER STATISTICS

Year	G	GS	TOTAL			3-PTS			FT			REBOUNDS				PF	FO	A	TO	Blk	Stl	Pts	Avg
			FG	FGA	Pct	3FG	3FGA	Pct	FT	FTA	Pct	O	D	Tot	Avg								
2005-06	35	30	157	353	.445	50	133	.376	64	78	.821	17	69	86	2.5	93	3	82	81	14	36	428	12.2
2006-07	35	22	172	417	.412	54	153	.353	119	150	.793	15	79	94	2.7	93	1	145	109	11	43	517	14.8
2007-08	10	10	61	131	.466	22	54	.407	26	35	.743	10	16	26	2.6	29	2	39	34	4	17	170	17.0
2008-09	16	11	79	165	.479	27	69	.391	44	56	.786	5	13	18	1.1	32	0	48	48	4	15	229	14.3
Totals	96	73	469	1066	.440	153	409	.374	253	319	.793	47	177	224	2.3	247	6	314	272	33	111	1344	14.0



2008-09 SYRACUSE MEN'S BASKETBALL

2003 NCAA Champions • 31 NCAA Tournaments • 12 NIT Tournaments • 8 BIG EAST Championships • 5 BIG EAST Tournament Titles



JONNY FLYNN

Sophomore • 6-0 • 185

Niagara Falls, NY • Niagara Falls

10

- Third in the BIG EAST in assists average (5.7) and fifth in minutes played (34.7 mpg) as of Jan. 15. Flynn and Levance Fields are the only two players in the league with more than 100 assists. Fields leads the league with 113. Flynn has 103.
- He is averaging 8.7 assists in the last three games.
- Flynn leads the Orange in scoring average (16.3 ppg) and has either owned outright or shared the team scoring lead in eight of Syracuse's 18 games.
- Flynn has dished out at least five assists 33 times in his career. Syracuse's record is 24-9 in those games.
- Has scored in double figures in 45 of his 53 career games, including 17 of 18 games this year.
- Flynn has proved to be a better rebounder against conference teams this season, increasing his rebounding average from 2.5 rpg vs. non-league opponents to 3.8 rpg in BIG EAST games.
- Dished out nine assists and did not have a turnover at Rutgers. It was the first time this season and the third time in his career he did not record a miscue. Also posted a career-high seven rebounds against the Scarlet Knights.
- Notched the third double-double of his career with 10 points and a season-best 10 assists vs. Coppin State. Flynn played all 40 minutes for the second time in 2008-09 against the Golden Eagles.
- Flynn topped the 20-point mark for the fourth time this year with 24 at Memphis. He played the full 40 minutes against the Tigers and was named to the BIG EAST Honor Roll (Dec. 22).
- Averaged 21.5 points vs. Florida and Kansas on his way to CBE Classic MVP honors. He was also a member of the all-tournament team. Off his 43 points in the two games, 35 were scored in the second half or overtime.
- Flynn scored a game-high 25 points, including 17 in the second half, to lead Syracuse back from a 13-point deficit in the second half vs. Kansas in the CBE Classic Championship game. His 3-pointer with six seconds to go in regulation sent the contest to overtime.
- Tallied 16 of his 18 points in the second half in SU's win vs. Florida in the CBE Classic semifinals.
- Season-high 27 points vs. Richmond, one short of his career high.
- Named the BIG EAST Player of the Week (Dec. 1) and CollegeHoops.net Player of the Week (Nov. 31) following his performance in the CBE Classic Championship.
- Only active SU player to start ever game of his career (53).

FLYNN GAME-BY-GAME 2008-09

Opponent	MP	FG	3PT	FT	REB	F	A	T	B	S	TP
Le Moyne*	31	6-11	0-2	5-6	0	2	6	2	0	4	17
Richmond*	39	8-15	3-6	8-13	5	2	5	3	0	0	27
Oakland*	31	5-9	3-6	5-6	2	1	4	4	0	0	18
vs. Florida*	35	5-7	2-4	6-6	1	1	4	2	0	2	18
vs. Kansas*	43	6-12	2-4	11-16	1	2	5	5	0	3	25
Virginia*	39	4-9	0-2	7-11	1	0	6	2	1	1	15
Colgate*	24	4-8	1-2	3-4	2	1	7	2	0	3	12
Cornell*	36	10-16	3-6	1-1	2	3	6	6	0	1	24
Long Beach State*	31	2-7	0-2	5-6	5	2	2	2	1	1	9
Cleveland State*	35	7-8	1-1	1-2	4	0	5	4	0	4	16
Canisius*	28	3-10	0-4	6-8	3	1	3	1	0	1	12
at Memphis*	40	9-17	2-5	4-6	4	1	6	5	0	3	24
Coppin State*	40	2-9	1-5	5-6	3	0	10	5	0	0	10
Seton Hall*	24	5-7	1-2	3-4	1	0	5	5	0	0	14
at USF*	38	5-11	0-2	1-3	6	0	3	3	0	1	11
DePaul*	34	3-11	0-2	6-7	4	2	8	3	0	2	12
at Rutgers*	40	5-12	1-1	4-6	7	2	9	0	0	0	15
at Georgetown*	37	6-14	2-5	0-1	1	1	9	2	0	1	14

*indicates started

FLYNN'S SEASON AND CAREER HIGHS

POINTS

Season: 27 vs. Richmond
Career: 28 vs. Siena, Pittsburgh, 2007-08

FG MADE

Season: 10 vs. Cornell
Career: 11 vs. Pittsburgh, 2007-08

FG ATTEMPTED

Season: 17 at Memphis
Career: 23 at Georgetown, 2007-08

3-POINT FGM

Season: 3 vs. Cornell, Richmond, Oakland
Career: 6 vs. Siena, Pittsburgh, 2007-08

3-POINT FGA

Season: 6 vs. Cornell, Richmond, Oakland
Career: 10 at Georgetown, vs. Pittsburgh, 2007-08

FT MADE

Season and Career: 11 vs. Kansas, 2008-09

FT ATTEMPTED

Season and Career: 16 vs. Kansas, 2008-09

REBOUNDS

Season and Career: 7 at Rutgers, 2008-09

OFF. REBOUNDS

Season: 2 at USF
Career: 3 vs. Siena, at Cincinnati, at Notre Dame, 2007-08

DEF. REBOUNDS

Season and Career: 7 at Rutgers, 2008-09

ASSISTS

Season: 10 vs. Coppin State
Career: 12 vs. Massachusetts, 2007-08

STEALS

Season and Career: 4 vs. Cleveland State, Le Moyne, 2008-09; vs. Providence, Connecticut, 2007-08

BLOCKS

Season and Career: 1 vs. Long Beach State, Virginia, 2008-09; USF, Rutgers, at Villanova, at Notre Dame, at Seton Hall, vs. Massachusetts (NIT), 2007-08

MINUTES

Season: 43 vs. Kansas
Career: 45 at Georgetown, 2007-08



Weekly Honor Roll (Dec. 22)
Player of the Week (Dec. 1)
Preseason
All-Conference Team



Tournament MVP
All-Tournament Team

CollegeHoops.net

Player of the Week (Nov. 31)



2008-09 SYRACUSE MEN'S BASKETBALL

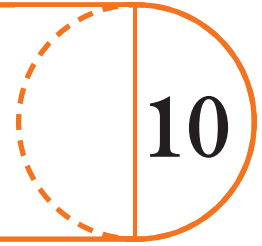
2003 NCAA Champions • 31 NCAA Tournaments • 12 NIT Tournaments • 8 BIG EAST Championships • 5 BIG EAST Tournament Titles



JONNY FLYNN

Sophomore • 6-0 • 185

Niagara Falls, NY • Niagara Falls



THE WOODEN AWARD

Jonny Flynn is a member of the John R. Wooden Award Preseason Top 50 List.

Created in 1976, the Wooden Award is given to the nation's best player who is making progress toward graduation and maintaining a 2.0 grade-point-average.

The 33rd annual Wooden Award ceremony, which will include the announcement of the Men's and Women's Wooden Award, and the presentation of the Wooden Award All-American Teams and the Legends of Coaching Award to Rick Barnes from The University of Texas, will be held at The Los Angeles Athletic Club in April 2009.

FLYNN VS. NOTRE DAME

Date	Min	TOTAL		3-PTS		FT-FTA		REBOUNDS			PF-FO		A	TO	Blk	Stl	Pts	Avg
		FG-FGA	Pct	3FG-FGA	Pct	Pct	Pct	Off-Def	Tot	Avg	Pct	Pct						
2/24/08	40	6-21	.286	3-11	.273	2-2	1.000	3-1		4		3-0	6	1	1	0	17	
Totals	1 game	6-21	.286	3-11	.273	2-2	1.000	3-1		4	4.0	3-0	6	1	1	0	17	17.0


FLYNN'S CAREER STATISTICS

Year	G	GS	TOTAL			3-PTS			FT			REBOUNDS				PF	FO	A	TO	Blk	Stl	Pts	Avg
			FG	FGA	Pct	3FG	FGA	Pct	FT	FTA	Pct	O	D	Tot	Avg								
2007-08	35	35	191	416	.459	56	161	.348	110	142	.775	22	72	94	2.7	51	0	185	95	6	53	548	15.7
2008-09	18	18	95	193	.492	22	61	.361	81	112	.723	6	46	52	2.9	21	0	103	56	2	27	293	16.3
Totals	53	53	286	609	.470	78	222	.351	191	254	.752	28	118	146	2.8	72	0	288	151	8	80	841	15.9



2008-09 SYRACUSE MEN'S BASKETBALL

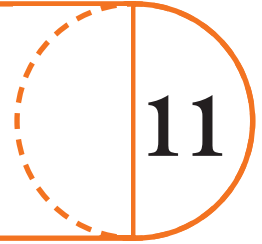
2003 NCAA Champions • 31 NCAA Tournaments • 12 NIT Tournaments • 8 BIG EAST Championships • 5 BIG EAST Tournament Titles



PAUL HARRIS

Junior • 6-4 • 230

Niagara Falls, NY • Niagara Falls/
Notre Dame Prep



	Weekly Honor Roll (Dec. 8) Weekly Honor Roll (Jan. 12)
	All-Tournament Team

HARRIS' SEASON AND CAREER HIGHS

POINTS

Season: 26 at Rutgers, 2008-09

Career: 28 at Villanova, 2007-08

FG MADE

Season and Career: 11 at Rutgers, 2008-09

FG ATTEMPTED

Season: 13 at Rutgers, vs. Colgate

Career: 18 vs. USF, 2007-08

3-POINT FGM

Season: 1 at Memphis, vs. Richmond

Career: 2 vs. Villanova (BET), 2007-08

3-POINT FGA

Season: 3 vs. Colgate

Career: 5 vs. Robert Morris (NIT), 2007-08

FT MADE

Season: 9 vs. Cornell

Career: 12 at Villanova, vs. Robert Morris (NIT), 2007-08

FT ATTEMPTED

Season: 10 vs. Cornell

Career: 16 at Villanova, vs. Robert Morris (NIT), 2007-08

REBOUNDS

Season: 14 vs. Kansas

Career: 15 vs. Northeastern, Siena, 2007-08;
vs. Notre Dame (BET), 2006-07

OFF. REBOUNDS

Season: 6 vs. Canisius, Le Moyne

Career: 7 vs. Tulane, 2007-08; vs. Notre Dame (BET), 2006-07

DEF. REBOUNDS

Season: 11 vs. Kansas

Career: 12 at Virginia, 2007-08

ASSISTS

Season: 5 vs. Kansas

Career: 7 vs. Northeastern, St. John's, at DePaul, 2007-08

STEALS

Season: 3 vs. Virginia

Career: 6 vs. Pittsburgh, 2007-08

BLOCKS

Season and Career: 4 vs. DePaul, 2008-09; Villanova, 2007-08

MINUTES

Season: 38 vs. Kansas

Career: 43 at Georgetown, 2007-08

- Became the 50th player in school history to reach 1,000 points with 14 against DePaul on Jan. 7.
- Has seen his rebounding average increase every season - from 7.1 rpg as a freshman in 2006-07 to 8.2 rpg as a sophomore last year to 8.5 rpg as a junior this season.
- Team's active leader and tied for fourth among active BIG EAST players in double-doubles with 25, including six this season. Syracuse is 16-9 in games in which Harris records a double-double.
- Harris has scored in double figures in 14 of the 17 games he's played this season.
- Harris established a season high with 26 points at Rutgers. He averaged 20.0 ppg, 7.5 rpg and shot 68 percent (17-25) vs. the Scarlet Knights and DePaul to earn BIG EAST Honor Roll accolades for the second time this season on Jan. 12.
- Harris averaged 21.5 ppg in wins against Colgate and Cornell to earn BIG EAST Honor Roll honors (Dec. 8).
- Scored 22 points against Colgate. He tied his career high with nine made field goals.
- Posted consecutive double-doubles vs. Florida and Kansas at the CBE Classic to earn a place on the all-tournament team. He had 18 points and 11 rebounds vs. Florida in the semifinals and 14 points and 14 boards in the title game vs. Kansas.
- Double-double 12 points and 10 rebounds vs. Le Moyne in the team's season opener.
- Harris averaged 8.2 rebounds per game last season and hauled in 286 boards, the fifth-best total for a sophomore in school history.
- High school teammate of SU sophomore Jonny Flynn.

HARRIS GAME-BY-GAME 2008-09


Opponent	MP	FG	3PT	FT	REB	F	A	T	B	S	TP
Le Moyne*	23	6-11	0-1	0-0	10	1	1	1	0	1	12
Richmond*	29	3-5	1-1	0-0	5	2	2	1	1	1	7
Oakland*	28	3-10	0-2	5-6	9	1	4	2	3	1	11
vs. Florida*	37	7-11	0-1	4-8	11	1	2	5	0	1	18
vs. Kansas*	38	5-9	0-2	4-6	14	4	5	3	2	1	14
Virginia*	33	4-9	0-1	5-7	8	1	1	5	1	3	13
Colgate*	21	9-13	0-3	4-5	5	1	1	2	0	0	22
Cornell*	32	6-9	0-1	9-10	9	1	3	2	1	0	21
Long Beach State*	26	1-5	0-0	3-6	6	1	2	0	0	0	5
Cleveland State*	37	3-7	0-0	5-7	10	2	3	2	0	0	11
Canisius*	24	4-12	0-1	5-5	11	2	3	0	0	0	13
at Memphis*	37	4-9	1-1	6-9	8	4	3	4	0	1	15
Coppin State*	33	6-8	0-1	3-5	9	2	2	3	0	0	15
Seton Hall*	11	0-0	0-0	3-4	3	0	1	0	0	0	3
DePaul*	32	6-12	0-0	2-4	9	2	1	1	4	1	14
at Rutgers*	36	11-13	0-0	4-6	6	2	1	3	0	1	26
at Georgetown*	37	5-12	0-2	5-6	11	2	1	1	2	2	15

*indicates started



2008-09 SYRACUSE MEN'S BASKETBALL

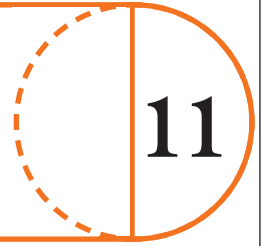
2003 NCAA Champions • 31 NCAA Tournaments • 12 NIT Tournaments • 8 BIG EAST Championships • 5 BIG EAST Tournament Titles



PAUL HARRIS

Junior • 6-4 • 230

Niagara Falls, NY • Niagara Falls/
Notre Dame Prep



BIG EAST ACTIVE DOUBLE-DOUBLES

includes Jan. 15 games

No.	Name	2008-09	Career
1.	Jeff Adrien, Connecticut	6	39
2.	Luke Harangody, Notre Dame	11	36
3.	Geoff McDermott, Providence	4	26
4.	Paul Harris, Syracuse	6	25
	DeJuan Blair, Pittsburgh	11	25

SU 1,000 Point Scorers

No.	Player	Points	Avg.	Years
1.	Lawrence Moten	2,334	19.3	1991-95
2.	Derrick Coleman	2,143	15.0	1986-90
3.	John Wallace	2,119	16.7	1992-96
4.	Gerry McNamara	2,099	15.6	2002-06
5.	Hakim Warrick	2,073	15.4	2001-05
6.	Sherman Douglas	2,060	14.9	1985-89
7.	Stephen Thompson	1,956	13.6	1986-90
8.	Preston Shumpert	1,907	14.2	1998-02
9.	Dave Bing	1,883	24.8	1963-66
10.	Rafael Addison	1,876	14.9	1982-86
11.	Erich Santifer	1,845	14.9	1979-83
12.	Billy Owens	1,840	17.7	1988-91
13.	Rony Seikaly	1,716	12.6	1984-88
14.	Dave Johnson	1,614	12.2	1988-92
15.	Roosevelt Bouie	1,560	13.2	1976-80
	Todd Borgan	1,560	12.5	1994-98
17.	Adrian Atruy	1,538	12.7	1990-94
18.	Dennis DuVal	1,504	15.0	1971-74
19.	Jason Hart	1,503	11.4	1996-00
20.	Rudy Hackett	1,496	17.2	1972-75
	Dale Shackelford	1,496	12.8	1975-79
22.	Dwayne Washington	1,490	15.7	1983-86
23.	Louis Orr	1,487	12.8	1976-80
24.	Bill Smith	1,451	20.7	1968-71
25.	Otis Hill	1,416	10.9	1993-97
26.	Greg Kohls	1,360	19.2	1969-72
27.	Mike Lee	1,351	16.3	1970-73
28.	Billy Gabor	1,344	14.6	1942-48
	Demetris Nichols	1,344	10.9	2003-07
	ERIC DEVENDORF	1,344	14.0	2005-
31.	Etan Thomas	1,340	11.0	1996-00
32.	Vinnie Cohen	1,337	19.7	1953-56
33.	Tony Bruin	1,294	11.6	1979-83
34.	George Hicker	1,245	16.0	1965-68
35.	Damone Brown	1,230	10.9	1997-01
36.	Wendell Alexis	1,212	9.7	1982-86
37.	Jack Kiley	1,193	15.1	1948-51
38.	Ryan Blackwell	1,175	11.8	1997-00
39.	Jim Lee	1,165	13.4	1972-75
40.	Marty Byrnes	1,159	11.0	1974-78
	Marty Headd	1,159	10.9	1977-81
42.	DeShaun Williams	1,136	11.7	1999-02
43.	James Williams	1,119	11.0	1973-77
44.	Ed Stichel	1,096	11.0	1945-49
45.	Jon Cincebox	1,087	15.8	1956-59
46.	Kueth Duany	1,084	8.5	1999-03
47.	Pete Chudy	1,079	16.1	1958-61
48.	Vaughn Harper	1,070	13.5	1965-68
49.	PAUL HARRIS	1,043	12.0	2006-
50.	Leo Rautins	1,031	12.1	1980-83

HARRIS VS. NOTRE DAME


Date	Min	TOTAL		3-PTS		FT-FTA		REBOUNDS			PF-FO	A	TO	Blk	Std	Pts	Avg
		FG-FGA	Pct	3FG-FGA	Pct	Pct	Pct	Off-Def	Tot	Avg							
1/30/07	26	4-10	.400	0-0	.000	4-7	.571	2-9	11		4-0	2	4	0	0	12	
3/8/07	22	9-16	.563	0-1	.000	6-9	.667	7-8	15		2-0	1	3	2	1	24	
2/24/08	40	7-18	.389	1-2	.500	7-8	.875	5-7	12		4-0	3	2	0	3	22	
Totals	3 games	20-44	.455	1-3	.333	17-24	.708	14-24	38	12.7	10-0	6	9	2	4	58	19.3

HARRIS' CAREER STATISTICS

Year	G	GS	TOTAL		3-PTS		FT			REBOUNDS				PF	FO	A	TO	Blk	Std	Pts	Avg		
			FG	FGA	Pct	3FG	FGA	Pct	FT	FTA	Pct	O	D									Tot	Avg
2006-07	35	1	94	217	.433	1	20	.050	113	166	.681	74	174	248	7.1	68	1	57	66	21	28	302	8.6
2007-08	35	35	161	343	.469	11	34	.324	173	237	.730	99	187	286	8.2	90	0	117	117	28	59	506	14.5
2008-09	17	17	83	155	.535	2	17	.118	67	94	.713	44	100	144	8.5	29	0	36	35	14	13	235	13.8
Totals	87	53	338	715	.473	14	71	.197	353	497	.710	217	461	678	7.8	187	1	210	218	63	100	1043	12.0



2008-09 SYRACUSE MEN'S BASKETBALL



RICK JACKSON

Sophomore • 6-9 • 240

Philadelphia, PA • Neumann-Goretti H.S.

00

- Jackson is averaging 10.8 points, 6.3 rebounds 1.8 blocks in the last eight games and 10.3 points, 6.0 rebounds and 1.6 blocks since joining the starting lineup at Memphis. He averaged 5.3 points and 5.5 points as a reserve.
- Jackson is second in the BIG EAST in field goal percentage vs. conference opponents (.700, 21-30). He is fourth overall (.620, 57-92).
- Jackson has at least one rebound in 48 of his 53 career appearances and has grabbed multiple boards in 16 of the team's 18 games this season.
- Has grabbed at least nine rebounds four times in 2008-09.
- He has scored in double figures eight times already this season, including a string of four games in a row. Jackson reached double-digit points twice in 35 games last year.
- Jackson tallied a career-best 17 points at Georgetown. He made a personal-best eight field goals.
- Jackson had 14 points at Memphis in the first start of his career. He played 28 minutes against the Tigers.
- Recorded the first double-double of his career with 10 points and a personal-best 10 boards vs. Colgate in 13 minutes of action.
- Tied his career high with five blocks against Virginia.
- Tied Paul Harris for game-high rebounding honors vs. Oakland (9). Secured a career-best eight defensive boards against the Golden Grizzlies.
- High school teammate of SU sophomore Scoop Jardine.

JACKSON GAME-BY-GAME 2008-09

Opponent	MP	FG	3PT	FT	REB	F	A	T	B	S	TP
Le Moyne	19	1-2	0-0	2-2	9	2	2	4	3	3	4
Richmond	9	0-1	0-0	0-0	3	2	0	0	0	1	0
Oakland	19	2-3	0-0	0-0	9	1	0	2	3	1	4
vs. Florida	11	0-1	0-0	1-2	3	1	1	1	0	0	1
vs. Kansas	7	0-1	0-0	0-0	1	3	0	1	0	0	0
Virginia	15	4-8	0-0	0-0	6	0	0	0	5	1	8
Colgate	13	3-6	0-0	4-4	10	2	1	2	0	2	10
Cornell	13	0-1	0-0	0-0	1	1	1	0	0	1	0
Long Beach State	19	4-6	0-0	3-3	9	2	2	2	3	0	11
Cleveland State	10	3-5	0-0	0-0	2	1	1	0	1	0	6
Canisius	21	7-9	0-0	0-1	8	2	0	3	3	0	14
at Memphis*	28	7-12	0-0	0-1	7	1	1	0	2	1	14
Coppin State*	33	5-7	0-0	0-0	6	2	3	5	2	1	10
Seton Hall*	14	5-6	0-0	4-6	7	3	0	0	3	1	14
at USF*	18	2-3	0-0	0-0	4	3	3	1	1	0	4
DePaul*	20	5-6	0-0	1-2	6	2	3	2	2	1	11
at Rutgers*	18	1-5	0-0	0-0	5	3	0	0	0	0	2
at Georgetown*	26	8-10	0-0	1-8	7	2	1	4	1	2	17

*indicates started

JACKSON'S SEASON AND CAREER HIGHS

POINTS

Season and Career: 17 at Georgetown, 2008-09

FG MADE

Season and Career: 8 at Georgetown, 2008-09

FG ATTEMPTED

Season and Career: 12 at Memphis, 2008-09

3-POINT FGM

Season and Career: 0

3-POINT FGA

Season and Career: 0

FT MADE

Season and Career: 4 vs. Seton Hall, Colgate, 2008-09; vs. Washington, 2007-08

FT ATTEMPTED

Season and Career: 8 at Georgetown, 2008-09

REBOUNDS

Season and Career: 10 vs. Colgate, 2008-09

OFF. REBOUNDS

Season and Career: 4 at Georgetown, vs. Canisius, Colgate, 2008-09; vs. Cornell, Providence, 2007-08

DEF. REBOUNDS

Season and Career: 8 vs. Oakland, 2008-09

ASSISTS

Season: 3 vs. DePaul, at USF, vs. Coppin State

Career: 4 vs. Colgate, 2007-08

STEALS

Season and Career: 3 vs. Le Moyne, 2008-09;

vs. East Tennessee State, 2007-08

BLOCKS

Season and Career: 5 vs. Virginia, 2008-09; vs. USF, 2007-08

MINUTES

Season and Career: 33 vs. Coppin State, 2008-09

JACKSON VS. NOTRE DAME

Date	Min	TOTAL		3-PTS		FT-FTA		REBOUNDS		PF-FO	A	TO	Blk	Stl	Pts	Avg
		FG-FGA	Pct	3FG-FGA	Pct	Pct	Pct	Off-Def	Tot							
2/24/0	14	1-1	1.000	0-0	.000	3-6	.500	2-2	4	3-0	2	2	1	1	5	
Totals	1 game	1-1	1.000	0-0	.000	3-6	.500	2-2	4	4.0	3-0	2	2	1	5	5.0

JACKSON'S CAREER STATISTICS

Year	G	GS	TOTAL			3-PTS			FT			REBOUNDS				PF	FO	A	TO	Blk	Stl	Pts	Avg
			FG	FGA	Pct	3FG	FGA	Pct	FT	FTA	Pct	O	D	Tot	Avg								
2007-08	35	0	51	97	.526	0	0	.000	28	53	.528	42	63	105	3.0	44	0	19	32	44	15	130	3.7
2008-09	18	7	57	92	.620	0	0	.000	16	29	.552	36	67	103	5.7	33	0	19	27	29	15	130	7.2
Totals	53	7	108	189	.571	0	0	.000	44	82	.537	78	130	208	3.9	77	0	38	59	73	30	260	4.9



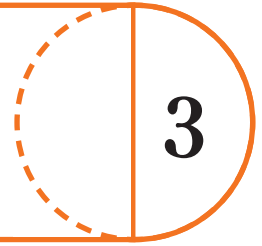
2008-09 SYRACUSE MEN'S BASKETBALL

2003 NCAA Champions • 31 NCAA Tournaments • 12 NIT Tournaments • 8 BIG EAST Championships • 5 BIG EAST Tournament Titles



MOOKIE JONES

Freshman • 6-6 • 220
Peekskill, NY • Peekskill H.S.



- Jones tallied eight points, including a career-high two 3-pointers vs. Canisius. He also dished out the first two assists of his career against the Golden Griffins.
- Career-best five rebounds in SU's win against Long Beach State.
- Had his best all-round game with nine points and three steals in 21 minutes vs. Colgate.
- Scored seven points in eight minutes vs. Oakland, including the first two made free throws of his career.
- Recorded his first collegiate points with a 3-pointer in SU's season-opening win vs. Le Moyne.
- Led Peekskill H.S. to three state championships.
- Ranked 35th overall and sixth among small forwards by *Rivals.com* coming out of high school.

JONES GAME-BY-GAME 2008-09

Opponent	MP	FG	3PT	FT	REB	F	A	T	B	S	TP
Le Moyne	10	1-4	1-4	0-0	1	1	0	0	1	0	3
Oakland	8	2-2	1-1	2-2	0	2	0	0	0	0	7
Colgate	21	4-8	1-3	0-0	1	1	0	0	0	3	9
Long Beach State	14	2-4	1-3	0-0	5	2	0	1	0	1	5
Canisius	15	3-5	2-4	0-0	2	2	2	1	1	0	8
at Memphis	2	0-2	0-2	0-0	0	1	0	0	0	0	0
Coppin State	5	0-2	0-2	0-0	1	0	1	0	0	0	0
Seton Hall	12	2-3	1-2	0-1	2	4	1	2	0	1	5
DePaul	2	0-1	0-1	0-0	0	0	0	0	0	0	0

*indicates started

JONES' SEASON AND CAREER HIGHS

POINTS

Season and Career: 9 vs. Colgate

FG MADE

Season and Career: 4 vs. Colgate

FG ATTEMPTED

Season and Career: 8 vs. Colgate

3-POINT FGM

Season and Career: 2 vs. Canisius

3-POINT FGA

Season and Career: 4 vs. Canisius, Le Moyne

FT MADE

Season and Career: 2 vs. Oakland

FT ATTEMPTED

Season and Career: 2 vs. Oakland

REBOUNDS

Season and Career: 5 vs. Long Beach State

OFF. REBOUNDS

Season and Career: 1 vs. Long Beach State

DEF. REBOUNDS

Season and Career: 4 vs. Long Beach State

ASSISTS

Season and Career: 2 vs. Canisius

STEALS

Season and Career: 3 vs. Colgate

BLOCKS

Season: 1 vs. Canisius, Le Moyne

MINUTES

Season and Career: 21 vs. Colgate

JONES' CAREER STATISTICS

Year	G	GS	TOTAL		Pct	3-PTS		Pct	FT	FTA	Pct	REBOUNDS				PF	FO	A	TO	Blk	Stl	Pts	Avg
			FG	FGA		3FG	FGA					O	D	Tot	Avg								
2008-09	9	0	14	31	.452	7	22	.318	2	3	.667	1	11	12	13	13	0	4	4	2	5	37	4.1



2008-09 SYRACUSE MEN'S BASKETBALL



KRIS JOSEPH

Freshman • 6-7 • 220

Montreal, Quebec • Archbishop Carroll (D.C)

32

- Joseph has at least one field goal in 14 of SU's 18 games.
- Scored seven points and had three rebounds in the first start of his career at USF. Tied his career high with three made free throws.
- Joseph logged a personal-best 29 minutes for the second consecutive game in SU's win vs. Seton Hall. Recorded a career-best eight boards and made a personal-high three free throws against the Pirates.
- Scored six points and had six rebounds in a career-high 29 minutes vs. Coppin State. Also had a season-best two blocks.
- Personal-best four steals in 24 minutes vs. Cornell.
- Played 26 minutes and was in double figures for the second straight game with 10 points vs. Florida.
- Had his best game of year vs. Oakland. Scored a personal-best 13 points on 6-for-6 shooting, including his first career 3-pointer. Also had six rebounds in 19 minutes off the bench.
- Tallied seven points, two rebounds, and three steals in his collegiate debut against Le Moyne.
- Ranked 114th overall and the 17th-best small forward in the class of 2008 by *Rivals.com*.

JOSEPH GAME-BY-GAME 2008-09

Opponent	MP	FG	3PT	FT	REB	F	A	T	B	S	TP
Le Moyne	22	3-7	0-2	1-2	2	0	1	1	1	3	7
Richmond	12	1-2	0-1	0-0	4	2	3	0	0	1	2
Oakland	19	6-6	1-1	0-1	6	1	1	4	0	2	13
vs. Florida	26	5-8	0-0	0-2	5	2	3	1	1	1	10
vs. Kansas	11	0-2	0-1	0-0	0	0	1	1	0	0	0
Virginia	15	1-2	0-1	0-0	2	3	0	3	0	0	2
Colgate	16	3-9	0-2	1-2	4	0	0	0	0	1	7
Cornell	24	1-3	0-1	2-4	4	0	0	0	0	4	4
Long Beach State	19	1-3	1-3	1-2	3	2	1	3	0	2	4
Cleveland State	9	0-0	0-0	0-2	0	0	0	0	0	1	0
Canisius	17	1-3	0-1	2-4	4	1	1	1	0	1	4
at Memphis	25	2-4	1-1	1-4	2	0	0	2	1	2	6
Coppin State	29	2-5	0-1	2-3	6	3	2	2	2	1	6
Seton Hall	29	1-4	0-0	3-6	8	1	2	1	1	2	5
at USF*	28	2-6	0-1	3-3	3	1	0	2	0	0	7
DePaul	15	0-3	0-0	2-4	5	2	0	2	0	1	2
at Rutgers	11	1-2	0-0	0-0	0	2	0	0	0	1	2
at Georgetown	14	0-1	0-0	0-0	0	2	0	2	1	0	0

*indicates started

JOSEPH'S SEASON AND CAREER HIGHS

POINTS

Season and Career: 13 vs. Oakland

FG MADE

Season and Career: 6 vs. Oakland

FG ATTEMPTED

Season and Career: 9 vs. Colgate

3-POINT FGM

Season and Career: 1 at Memphis, vs. Oakland, Long Beach State

3-POINT FGA

Season and Career: 3 vs. Long Beach State

FT MADE

Season and Career: 3 at USF, vs. Seton Hall

FT ATTEMPTED

Season and Career: 6 vs. Seton Hall

REBOUNDS

Season and Career: 8 vs. Seton Hall

OFF. REBOUNDS

Season and Career: 3 vs. DePaul, Seton Hall, Oakland

DEF. REBOUNDS

Season and Career: 5 vs. Seton Hall

ASSISTS

Season and Career: 3 vs. Florida, Richmond

STEALS

Season and Career: 4 vs. Cornell

BLOCKS

Season and Career: 2 vs. Coppin State

MINUTES

Season and Career: 29 vs. Seton Hall, Coppin State

JOSEPH'S CAREER STATISTICS

Year	G	GS	TOTAL		Pct	3-PTS		Pct	FT	FTA	Pct	REBOUNDS			PF	FO	A	TO	Blk	Stl	Pts	Avg	
			FG	FGA		3FG	FGA					O	D	Tot									Avg
2008-09	18	1	30	70	.429	3	16	.188	18	39	.462	19	39	58	3.2	22	0	15	25	8	23	81	4.5



2008-09 SYRACUSE MEN'S BASKETBALL

2003 NCAA Champions • 31 NCAA Tournaments • 12 NIT Tournaments • 8 BIG EAST Championships • 5 BIG EAST Tournament Titles



KRISTOF ONGENAET

Senior • 6-8 • 215

Ghent, Belgium • College Melle
Cuesta C.C.

12

- Secured a season-best eight rebounds (all defensive), including the 200th of his career in SU's win against Seton Hall.
- Season-best seven points vs. Cleveland State on 3-of-4 shooting.
- Tied his career-best with four offensive rebounds vs. Oakland.
- Tallied a team-best seven rebounds in 24 minutes vs. Richmond.

ONGENAET GAME-BY-GAME 2008-09

Opponent	MP	FG	3PT	FT	REB	F	A	T	B	S	TP
Le Moyne*	9	1-1	0-0	0-0	3	3	1	2	0	2	2
Richmond*	24	0-3	0-1	0-0	7	4	3	1	1	1	0
Oakland*	17	0-2	0-2	2-4	7	0	0	1	0	2	2
vs. Florida*	11	1-1	0-0	3-4	3	2	3	1	1	0	5
vs. Kansas*	12	1-2	0-0	0-2	3	1	0	0	0	0	2
Virginia*	6	0-1	0-0	0-0	0	1	1	1	0	0	0
Colgate*	23	0-2	0-0	0-2	5	3	2	2	0	0	0
Cornell*	11	0-2	0-0	1-2	6	1	0	1	1	1	1
Long Beach State*	11	0-1	0-0	2-2	5	3	1	0	1	0	2
Cleveland State*	20	3-4	0-1	1-2	4	4	1	3	0	1	7
Canisius*	10	0-2	0-0	3-5	5	0	0	0	0	0	3
at Memphis	0+	0-0	0-0	0-0	0	0	0	1	0	0	0
Coppin State	4	0-0	0-0	0-0	2	1	0	1	1	0	0
Seton Hall	23	1-3	0-0	0-0	8	3	1	1	1	1	2
at USF	20	1-6	0-0	0-1	5	1	2	1	0	0	2
DePaul	5	1-3	0-0	0-0	3	2	0	0	0	0	2
at Georgetown	10	0-0	0-0	2-2	1	3	1	1	0	0	2

*indicates started

ONGENAET SEASON AND CAREER HIGHS

POINTS

Season: 7 vs. Cleveland State

Career: 13 vs. Robert Morris (NIT), 2007-08

FG MADE

Season: 3 vs. Cleveland State

Career: 4 at Villanova, at Notre Dame, at Seton

Hall, vs. Marquette, vs. Robert Morris (NIT), vs.

Maryland (NIT), 2007-08

FG ATTEMPTED

Season: 6 at USF

Career: 11 at Notre Dame, 2007-08

3-POINT FGM

Season: 0

Career: 1 vs. Colgate, at Villanova, at USF,

at Notre Dame, at Seton Hall, 2007-08

3-POINT FGA

Season: 2 vs. Oakland

Career: 3 at Notre Dame, 2007-08

FT MADE

Season: 3 vs. Canisius, Florida

Career: 5 vs. Robert Morris (NIT), 2007-08

FT ATTEMPTED

Season: 5 vs. Canisius

Career: 8 vs. East Tennessee State, 2007-08

REBOUNDS

Season: 8 vs. Seton Hall

Career: 11 at Seton Hall, 2007-08

OFF. REBOUNDS

Season and Career: 4 vs. Oakland, 2008-09;

vs. Cornell, 2007-08

DEF. REBOUNDS

Season and Career: 8 vs. Seton Hall, 2008-09;

at Seton Hall, 2007-08

ASSISTS

Season: 3 vs. Florida, Richmond

Career: 5 vs. Pittsburgh, 2007-08

STEALS

Season: 2 vs. Oakland, Le Moyne

Career: 3 at Villanova, 2007-08

BLOCKS

Season: 1 vs. Seton Hall, Coppin State, Long Beach

State, Cornell, Florida, Richmond

Career: 3 vs. Marquette, 2007-08

MINUTES

Season: 24 vs. Richmond

Career: 38 at Georgetown, 2007-08

ONGENAET VS. NOTRE DAME

Date	Min	TOTAL		3-PTS		REBOUNDS			PF	FO	A	TO	Blk	Stl	Pts	Avg
		FG-FGA	Pct	3FG-FGA	Pct	FT-FTA	Pct	Off-Def								
2/24/08	24	4-11	.364	1-3	.333	2-2	1.000	3-3	6	3-0	3	1	0	0	11	
Totals	1 game	4-11	.364	1-3	.333	2-2	1.000	3-3	6	3-0	3	1	0	0	11	

ONGENAET'S CAREER STATISTICS

Year	G	GS	TOTAL		3-PTS		REBOUNDS			PF	FO	A	TO	Blk	Stl	Pts	Avg						
			FG	FGA	Pct	3FG	FGA	Pct	FT									FTA	Pct	O	D	Tot	Avg
2007-08	33	15	50	97	.515	5	25	.200	42	62	.677	51	96	147	4.5	78	2	33	42	19	22	147	4.5
2008-09	17	11	9	33	.273	0	4	.000	14	26	.538	22	45	67	3.9	32	0	16	17	6	8	32	1.9
Totals	50	26	59	130	.454	5	29	.172	56	88	.636	73	141	214	4.3	110	2	49	59	25	30	179	3.6

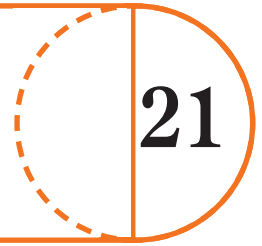


2008-09 SYRACUSE MEN'S BASKETBALL



ARINZE ONUAKU

Junior • 6-9 • 275
Lanham, MD • Episopal H.S.



- Leads the nation in field goal percentage at 69.8 percent (97-139). Onuaku is on pace to set the Orange season record for field goal percentage (see next page).
- Made 17 consecutive field goals from Dec. 1 to Dec. 13. The streak matches the longest in team history dating back to 1998-99. Onuaku also made 17 straight field goals in December 2007.
- Onuaku has been perfect from the floor (min. 5 att.) five times in his career, including three times this season. He was 7-for-7 and scored 17 points against Long Beach State.
- Onuaku has scored in double figures in 15 of 18 games this year.
- Tied his personal best with four rejections vs. Cleveland State.
- Onuaku had his third double-double in the span of four games with 14 points and 12 rebounds in SU's win against DePaul.
- Recorded consecutive double-doubles vs. Florida and Kansas at the CBE Classic. He finished with 13 points and 12 rebounds vs. Florida and a season-best 19 points and 12 boards vs. Kansas. Also tied his career high with four blocks against the Jayhawks.
- Connected on all five of his field-goal attempts vs. Oakland and Cornell.

ONUAKU GAME-BY-GAME 2008-09

Opponent	MP	FG	3PT	FT	REB	F	A	T	B	S	TP
Le Moyne*	25	6-8	0-0	0-1	7	0	2	2	3	2	12
Richmond*	30	8-11	0-0	1-1	6	0	0	0	0	0	17
Oakland*	22	5-5	0-0	4-7	5	4	0	2	3	0	14
vs. Florida*	32	5-8	0-0	3-7	12	2	1	1	0	1	13
vs. Kansas*	39	8-10	0-0	3-3	12	4	0	0	4	2	19
Virginia*	25	1-3	0-0	4-4	10	4	0	0	2	0	6
Colgate*	23	5-6	0-0	0-0	6	0	0	2	3	0	10
Cornell*	28	5-5	0-0	2-8	4	3	1	3	1	1	12
Long Beach State*	16	7-7	0-0	3-9	6	1	0	1	0	0	17
Cleveland State*	31	5-8	0-0	1-2	7	2	2	2	4	1	11
Canisius*	27	5-8	0-0	2-2	9	1	1	0	3	1	12
at Memphis*	30	2-4	0-0	0-4	5	4	0	1	0	0	4
Coppin State*	21	6-8	0-0	0-2	10	2	1	2	1	0	12
Seton Hall*	27	5-9	0-0	1-1	7	2	1	3	1	1	11
at USF*	32	6-13	0-0	1-9	10	1	0	2	1	1	13
DePaul*	26	7-11	0-0	0-2	12	4	1	2	1	0	14
at Rutgers*	31	8-9	0-0	3-6	5	5	0	3	1	0	19
at Georgetown*	30	3-6	0-0	0-2	11	3	1	2	1	1	6

*indicates started

ONUAKU'S SEASON AND CAREER HIGHS

POINTS

Season: 19 at Rutgers, vs. Kansas
Career: 23 vs. St. John's 2007-08

FG MADE

Season: 8 at Rutgers, vs. Kansas, Richmond
Career: 11 vs. St. John's, 2007-08

FG ATTEMPTED

Season: 13 at USF
Career: 20 vs. Massachusetts (NIT), 2007-08

3-POINT FGM

Season: 0
Career: 0

3-POINT FGA

Season: 0
Career: 0

FT MADE

Season: 4 vs. Virginia, Oakland
Career: 7 vs. Washington, 2007-08

FT ATTEMPTED

Season: 9 at USF, vs. Long Beach State
Career: 12 vs. Washington, Massachusetts, 2007-08

REBOUNDS

Season: 12 vs. DePaul, Kansas, Florida
Career: 16 vs. Tulane, 2007-08

OFF. REBOUNDS

Season: 7 at Georgetown
Career: 8 vs. Tulane, at Notre Dame, 2007-08

DEF. REBOUNDS

Season and Career: 10 vs. Kansas, 2008-09

ASSISTS

Season: 2 vs. Long Beach State, Le Moyne
Career: 5 at Georgetown, 2007-08

STEALS

Season: 2 vs. Le Moyne
Career: 4 vs. Tulane, Robert Morris (NIT), 2007-08

BLOCKS

Season and Career: 4 vs. Cleveland State, Kansas, 2008-09; vs. Northeastern, Villanova (BET), 2007-08

MINUTES

Season: 39 vs. Kansas
Career: 41 at Georgetown, 2007-08



2008-09 SYRACUSE MEN'S BASKETBALL

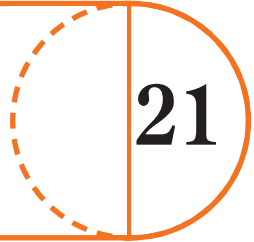
2003 NCAA Champions • 31 NCAA Tournaments • 12 NIT Tournaments • 8 BIG EAST Championships • 5 BIG EAST Tournament Titles



ARINZE ONUAKU

Junior • 6-9 • 275

Lanham, MD • Episopal H.S.



CONSECUTIVE FIELD GOALS MADE 1998-99 TO PRESENT

Season	Player	FGM	Gms.	Dates
2008-09	Arinze Onuaku	17	3	Dec. 1-13
2007-08	Arinze Onuaku	17	3	Dec. 8-15
1998-99	Etan Thomas	**12	3	Dec. 29-Jan. 5
2004-05	Terrence Roberts	12	3	Dec. 28-Jan. 5
2003-04	Hakim Warrick	11	1	Feb. 14
2001-02	Jeremy McNeil	11	5	Jan. 2-14
2000-01	Jeremy McNeil	11	10	Feb. 10-Mar. 9

** - play-by-play not available; could be as many as 14

SU SEASON FG PERCENTAGE

No.	Name	FGM-FGA	Pct.	Year
1.	Arinze Onuaku	97-139	.698	2008-09
2.	Roosevelt Bouie	189-289	.654	1979-80
3.	Stephen Thompson	297-465	.639	1988-89
4.	Roosevelt Bouie	176-279	.631	1978-79
5.	Arinze Onuaku	186-296	.628	2007-08
6.	Etan Thomas	148-240	.617	1998-99
7.	Etan Thomas	144-236	.610	1997-98
8.	Andre Hawkins	68-112	.607	1982-83
9.	Bill Smith	222-366	.606	1970-71
10.	Bill Smith	137-227	.603	1969-70

NCAA FIELD GOAL PCT.

includes Jan. 15 games; min. 5.0 field goals made per game

No.	Name	FGM-FGA	Pct.
1.	Arinze Onuaku, Syracuse	97-139	.698
2.	Patrick Patterson, Kentucky	125-180	.694
3.	Jeff Pendergraph, Arizona St.	91-135	.674
4.	Ahmad Nivins, St. Joseph's	103-155	.665

ONUAKU VS. NOTRE DAME

Date	Min	TOTAL		3-PTS		FT-FTA		REBOUNDS		PF	FO	A	TO	Blk	Stl	Pts	Avg
		FG	FGA	Pct	3FG	FGA	Pct	Off	Def								
1/11/06	1	0-1	.000	0-0	.000	0-0	.000	0-0	0	1-0	0	0	0	0	0	0	
2/24/08	30	9-17	.529	0-0	.000	1-3	.333	8-4	12	5-1	1	2	3	0	19		
Totals	2 games	9-18	.500	0-0	.000	1-3	.333	8-4	12	6-1	1	2	3	0	19	9.5	

ONUAKU'S CAREER STATISTICS

Year	G	GS	TOTAL		3-PTS		FT-FTA		REBOUNDS		PF	FO	A	TO	Blk	Stl	Pts	Avg					
			FG	FGA	Pct	3FG	FGA	Pct	O	D									Tot	Avg			
2005-06	29	0	23	41	.561	0	0	.000	12	27	.444	32	48	80	2.8	31	2	4	13	13	5	58	2.0
2007-08	35	35	186	296	.628	0	0	.000	73	164	.445	114	170	284	8.1	108	4	26	67	47	36	445	12.7
2008-09	18	18	97	139	.698	0	0	.000	28	70	.400	55	89	144	8.0	42	1	11	28	29	11	222	12.3
Totals	82	53	306	476	.643	0	0	.000	113	261	.433	201	307	508	6.2	181	7	41	108	89	52	725	8.8



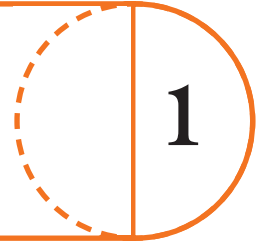
2008-09 SYRACUSE MEN'S BASKETBALL



ANDY RAUTINS

Junior • 6-5 • 205

Jamesville, NY • Jamesville-DeWitt H.S.



Weekly Honor Roll (Dec. 29)

RAUTINS' SEASON AND CAREER HIGHS

POINTS

Season and Career: 29 vs. Coppin State, 2008-09

FG MADE

Season and Career: 9 vs. Coppin State, 2008-09

FG ATTEMPTED

Season and Career: 16 vs. Coppin State, 2008-0

3-POINT FGM

Season and Career: 9 vs. Coppin State, 2008-09

3-POINT FGA

Season and Career: 16 vs. Coppin State, 2008-0

FT MADE

Season and Career: 5 vs. Cornell

FT ATTEMPTED

Season and Career: 7 vs. Virginia, 2007-08

REBOUNDS

Season and Career: 7 at USF, 2008-09

OFF. REBOUNDS

Season and Career: 2 vs. Seton Hall, 2008-09; vs. Connecticut, at Providence, at Villanova, vs. Notre Dame (BET), vs. San Diego State (NIT), 2006-07

DEF. REBOUNDS

Season and Career: 6 at USF, 2008-09; vs. Charlotte, 2006-07

ASSISTS

Season and Career: 9 vs. Le Moyne, 2008-09

STEALS

Season and Career: 4 vs. Le Moyne, 2008-09; Colgate, at Providence, 2006-07

BLOCKS

Season and Career: 1 at Georgetown, 2008-09; vs. Holy Cross, Drexel, at Rutgers, vs. DePaul, Connecticut, vs. Connecticut (BET), 2006-07; vs. Rutgers, at DePaul, 2005-06

MINUTES

Season and Career: 40 at USF, 2008-09

- Rautins is averaging 12.0 ppg in conference play and leads all BIG EAST players in 3-point field goals made in league games with 17.
- Rautins is averaging 14.0 ppg in his seven starts compared to 8.4 ppg in the 11 games he has come off the bench this season.
- Rautins is 26-of-50 from 3-point range in SU's last six games (.520).
- Of his 162 career field goals, 132 are 3-pointers (81.5 pct.).
- He is currently tied for eighth on SU's career three-point field-goal percentage list (.368) and is just outside the top 10 on the school's career 3-point field goals made and attempted ledgers.
- SU is 25-0 all-time when Rautins scores at least nine points. (1-0 in 2005-06; 13-0 in 2006-07; 11-0 in 2008-09).
- Rautins played all 40 minutes for the first time in his career at USF and secured a personal-best seven rebounds.
- Has raised his assists average from 0.65 apg in 2005-06 to 1.46 apg in 2006-07 to 3.4 apg this year.
- Rautins posted back-to-back 20-point games for the first time in his career vs. Coppin State and Seton Hall. He tied the Syracuse records for 3-point field goals made (9) and attempted (16) vs. Coppin State. His nine triples was also an Orange Carrier Dome record. In addition, he made two free throws to finish with a career-best 29 points against the Golden Eagles on his way to BIG EAST Honor Roll recognition (Dec. 29). Rautins followed up that outing by hitting 7-of-10 3-pointers and finishing with 26 points against the Pirates.
- Made his first start of the year and contributed nine points, two assists, three steals in 38 minutes at Memphis.
- Scored 15 points on five 3-pointers in the first half vs. Florida.
- Member of the 2008 Canadian Men's Senior National Team that participated in the Jack Donohue International Classic and the 2008 FIBA Olympic Qualifying Tournament.
- Son of former Syracuse basketball standout Leo Rautins.

RAUTINS GAME-BY-GAME 2008-09

Opponent	MP	FG	3PT	FT	REB	F	A	T	B	S	TP
Le Moyne	31	4-10	3-9	1-2	3	0	9	1	0	4	12
Richmond	26	0-7	0-5	1-2	2	0	3	2	0	1	1
Oakland	20	2-7	1-6	2-2	2	0	2	2	0	1	7
vs. Florida	19	5-12	5-9	0-0	3	2	0	2	0	1	15
vs. Kansas	33	3-8	3-8	0-0	2	3	3	1	0	3	9
Virginia	28	4-10	4-9	3-7	2	3	3	2	0	1	15
Colgate	20	0-5	0-4	2-2	4	0	6	2	0	0	2
Cornell	30	2-8	2-7	5-6	2	2	6	1	0	3	11
Long Beach State	27	4-9	3-8	2-2	5	0	2	2	0	1	13
Cleveland State	21	0-3	0-3	1-3	2	1	3	2	0	0	1
Canisius	23	2-6	1-5	1-3	4	4	4	1	0	0	6
at Memphis*	38	3-9	2-5	1-2	4	1	2	2	0	3	9
Coppin State*	35	9-16	9-16	2-2	5	1	6	4	0	2	29
Seton Hall*	27	8-12	7-10	3-3	3	3	3	2	0	1	26
at USF*	40	5-10	4-8	0-0	7	2	4	3	0	3	14
DePaul*	32	6-11	5-10	0-0	2	2	6	3	0	1	17
at Rutgers*	28	1-4	1-4	0-0	3	4	0	1	0	0	3
at Georgetown*	9	0-3	0-2	0-0	1	0	0	1	1	0	0

*indicates started



2008-09 SYRACUSE MEN'S BASKETBALL

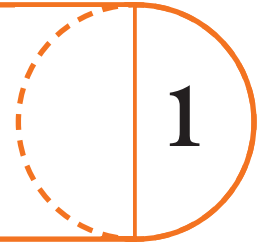
2003 NCAA Champions • 31 NCAA Tournaments • 12 NIT Tournaments • 8 BIG EAST Championships • 5 BIG EAST Tournament Titles



ANDY RAUTINS

Junior • 6-5 • 205

Jamesville, NY • Jamesville-DeWitt H.S.



SU CAREER 3-POINT FG

No.	Name	3FGM-3FGA	Pct.	Years
1.	Gerry McNamara	400-1,131	.354	2002-06
2.	Preston Shumpert	249-659	.378	1998-02
3.	Demetris Nichols	205-573	.358	2006-07
4.	Lawrence Moten	197-624	.316	1991-95
5.	Marius Janulis	190-476	.399	1994-98
6.	Todd Burgan	178-496	.358	1994-98
7.	DeShaun Williams	175-521	.336	1999-02
8.	Matt Roe	159-367	.433	1986-89
9.	Eric Devendorf	153-409	.374	2005-
10.	Adrian Autry	139-417	.333	1990-94
	Jason Hart	139-426	.326	1996-00
	Andy Rautins	132-362	.365	2005-

SU CAREER 3-POINT FGA

No.	Name	3FGM-3FGA	Pct.	Years
1.	Gerry McNamara	400-1,131	.354	2002-06
2.	Preston Shumpert	249-659	.378	1998-02
3.	Lawrence Moten	197-624	.316	1991-95
4.	Demetris Nichols	205-573	.358	2006-07
5.	DeShaun Williams	175-521	.336	1999-02
6.	Todd Burgan	178-496	.358	1994-98
7.	Marius Janulis	190-476	.399	1994-98
8.	Jason Hart	139-426	.326	1996-00
9.	Adrian Autry	139-417	.333	1990-94
10.	Eric Devendorf	153-409	.374	2005-
11.	Matt Roe	159-367	.433	1986-89
	Andy Rautins	132-362	.365	2005-

SU CAREER 3-POINT PERCENTAGE

No.	Name	3FGM-3FGA	Pct.	Years
1.	Greg Monroe	79-180	.439	1983-87
2.	Matt Roe	159-367	.433	1986-89
3.	Marius Janulis	190-476	.399	1994-98
4.	John Wallace	41-105	.390	1992-96
5.	Preston Shumpert	249-659	.378	1998-02
6.	Eric Devendorf	149-402	.371	2005-
7.	Mike Hopkins	50-135	.370	1989-93
8.	Andy Rautins	132-362	.365	2005-
	Scott McCorkle	38-104	.365	1990-94
10.	Todd Burgan	178-496	.359	1994-98

(min. 100 attempts)

3-point field goals were added prior to the 1986-87 season.

RAUTINS VS. NOTRE DAME

Date	Min	TOTAL		3-PTS		FT-FTA		REBOUNDS		PF-FO	A	TO	Blk	Stl	Pts	Avg
		FG-FGA	Pct	3FG-FGA	Pct	Pct	Pct	Off-Def	Tot							
1/11/06	2	0-0	.000	0-0	.000	0-0	.000	0-0	0	0-0	0	0	0	1	0	
1/30/07	11	2-3	.667	2-3	.667	0-0	.000	0-0	0	1-0	0	0	0	0	6	
3/8/07 (BET)	28	1-6	.167	1-5	.200	0-0	.000	2-1	3	0-0	1	2	0	3	3	
Totals	3 games	3-9	.333	3-8	.375	0-0	.000	2-1	3	1-0	1	2	0	4	9	3.0


RAUTINS' CAREER STATISTICS

Year	G	GS	TOTAL			3-PTS			FT			REBOUNDS				PF	FO	A	TO	Blk	Stl	Pts	Avg
			FG	FGA	Pct	3FG	FGA	Pct	FT	FTA	Pct	O	D	Tot	Avg								
2005-06	20	0	20	53	.377	15	46	.326	3	6	.500	5	12	17	0.9	23	0	13	4	2	6	58	2.9
2006-07	35	20	84	226	.372	67	188	.356	17	24	.708	15	54	69	2.0	62	0	51	46	6	45	252	7.2
2008-09	18	7	58	150	.387	50	128	.391	24	36	.667	6	50	56	3.1	28	0	62	34	1	25	190	10.6
Totals	73	27	162	429	.378	132	362	.365	44	66	.667	26	116	142	1.9	113	0	126	84	9	76	500	6.8



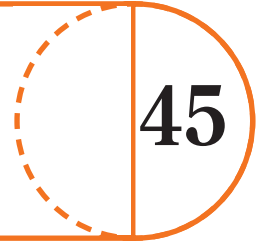
2008-09 SYRACUSE MEN'S BASKETBALL

2003 NCAA Champions • 31 NCAA Tournaments • 12 NIT Tournaments • 8 BIG EAST Championships • 5 BIG EAST Tournament Titles



SEAN WILLIAMS

Sophomore • 6-11 • 240
 Villa Park, CA • Villa Park H.S./
 Notre Dame Prep



- Recorded a rebound and the first assist of his career vs. Oakland. Also had a rebound against Colgate and Long Beach State.
- Attempted his first field goal of the year vs. Depaul.
- Saw action in four games last season.

WILLIAMS GAME-BY-GAME 2008-09

Opponent	MP	FG	3PT	FT	REB	F	A	T	B	S	TP
Le Moyne	2	0-0	0-0	0-0	0	0	0	0	0	0	0
Oakland	2	0-0	0-0	0-0	1	2	1	1	0	0	0
Colgate	4	0-0	0-0	0-0	1	1	0	0	0	0	0
Long Beach State	5	0-0	0-0	0-0	1	0	0	0	0	0	0
Seton Hall	4	0-0	0-0	0-0	0	1	0	1	0	0	0
DePaul	1	0-1	0-0	0-0	0	0	0	0	0	0	0

*indicates started

WILLIAMS' SEASON AND CAREER HIGHS

POINTS

Season: 0
 Career: 4 vs. Colgate, 2007-08

FG MADE

Season: 0
 Career: 2 vs. Colgate, 2007-08

FG ATTEMPTED

Season: 1 vs. DePaul
 Career: 2 vs. Colgate, Rutgers, 2007-08

3-POINT FGM

Season and Career: 0

3-POINT FGA

Season and Career: 0

FTM

Season and Career: 0

FTA

Season and Career: 0

REBOUNDS

Season and Career: 1 vs. Long Beach State, Colgate, Oakland, 2008-09; vs. Colgate, 2007-08

OFF. REBOUNDS

Season and Career: 0

DEF. REBOUNDS

Season and Career: 1 vs. Long Beach State, Colgate, Oakland, 2008-09; vs. Colgate, 2007-08

ASSISTS

Season and Career: 1 vs. Oakland, 2008-09

STEALS

Season and Career: 0

BLOCKS

Season: 0
 Career: 2 vs. Colgate, 2007-08

MINUTES

Season: 5 vs. Long Beach State
 Career: 8 vs. Colgate, vs. Rutgers, 2007-08

WILLIAMS' CAREER STATISTICS

Year	G	GS	TOTAL			3-PTS			REBOUNDS										Pts	Avg			
			FG	FGA	Pct	3FG	FGA	Pct	FT	FTA	Pct	O	D	Tot	Avg	PF	FO	A			TO	Blk	Stl
2007-08	4	0	3	5	.600	0	0	.000	0	0	.000	0	1	1	0.3	2	0	0	2	2	0	6	1.5
2008-09	6	0	0	1	.000	0	0	.000	0	0	.000	0	3	3	0.5	4	0	1	2	0	0	0	0.0
Totals	10	0	3	6	.500	0	0	.000	0	0	.000	0	4	4	0.4	6	0	1	4	2	0	6	0.6



THE LAST TIME THAT...

SYRACUSE INDIVIDUAL

Scored 40 or more points:	Gerry McNamara, 43 vs. BYU (NCAA), 3/18/04
Scored 30 or more points:	Eric Devendorf, 33 at Villanova, 3/3/07
Made 15 FGs:	Lawrence Moten, 15 at Villanova, 2/14/95
Made 9 3PT FGs:	Andy Rautins, 9, Coppin State, 12/22/08
Made 8 3PT FGs:	Gerry McNamara, 8 vs. Davidson, 12/18/05
Made 7 3PT FGs:	Andy Rautins, 7, Seton Hall, 12/30/08
Made 17+ FTs:	Hakim Warrick, 18 vs. Rhode Island, 11/30/03
Made 15+ FTs:	Hakim Warrick, 15 at Connecticut, 3/5/05
Made 10+ FTs:	Jonny Flynn, 11 vs Kansas, 11/25/08
Had 30+ rebounds:	Frank Reddout, 34 vs. Temple, 2/9/52
Had 25+ rebounds:	Dave Bing, 25 vs Cornell, 2/8/66
Had 20+ rebounds:	Terrence Roberts, 20 vs. Notre Dame (BET), 3/8/07
Had 15+ rebounds:	Paul Harris, 15 vs. Northeastern, 12/30/07
Had 15+ assists:	Dwayne Washington, 18 vs. St. John's, 2/27/84
Had 10+ assists:	Jonny Flynn, 10 vs. Coppin State, 12/22/08
Had 8+ blocks:	Darryl Watkins, 8 vs. Cincinnati, 1/17/07
Had 5+ blocks:	Rick Jackson, 5 at USF, 2/13/08
Had 10 steals:	Todd Burgan vs. Colgate, 12/30/97
Had 8+ steals:	DeShaun Williams, 9 vs. Boston College, 3/3/02
Had 5+ steals:	Paul Harris, 5 vs. Maryland (NIT), 3/20/08
Played 50+ minutes:	Allen Griffin, 50 at St. John's, 3/4/01
Played 40+ minutes:	Jonny Flynn 43 vs. Kansas, 11/25/08
Played 40 minutes (40 minute game):	Jonny Flynn at Rutgers, 1/10/09
Three players had a double-double (pts-rebs):	Donte Greene (19 points, 13 rebounds), Arinze Onuaku (17 points, 14 rebounds), Kristof Ongenaet (10 points, 11 rebounds at Seton Hall, 3/5/08
Two players had a double-double (pts-rebs)	Paul Harris (14 points, 14 rebounds) and Arinze Onuaku (19 points, 12 rebounds), vs. Kansas, 11/25/08
Had a double-double (pts-rebs):	Paul Harris (15 points, 11 rebounds), Georgetown, 1/14/09
Had a double-double OT (pts-rebs):	Paul Harris (18 points, 11 rebounds) and Arinze Onuaku (13 points, 12 rebounds) vs. Kansas, 11/25/08
Had a double-double (pts-assists):	Jonny Flynn, 10 points, 10 assists, Coppin State, 12/22/08
Had a triple-double:	Allen Griffin, 14 points-11 assists-10 rebounds vs. Pittsburgh, 2/27/01

SYRACUSE TEAM

Won in overtime:	89-81 vs. Kansas, 11/25/08
Lost in overtime:	64-62 at Georgetown, 1/21/08
Played two overtimes:	93-91 at St. John's, 3/4/01
Scored 100 points:	100 vs. Seton Hall, 12/30/08
Scored 90 points:	95 vs. Northeastern, 12/30/07
Scored less than 50 points:	49 at Pittsburgh (OT), 2/29/04
Scored 53+ in a half:	54, Seton Hall (1st), 12/30/08
Gave up 100 points:	107, Massachusetts, 11/28/07
Gave up less than 50 points:	46 vs. Texas Tech, 11/17/05
Gave up less than 40 points:	35 vs. Colgate, 12/10/05
Shot over 60% FG:	.628 (27-43) at Villanova, 2/2/08
Shot under 32% FG:	.291 (16-55) at Louisville, 2/18/08
Held opponent under 32% FG:	.298 vs. Georgetown (17-57), 2/26/07
Made 45+ FG:	47 vs. E. Tennessee State, 12/15/07
Made 15+ 3PT:	15 vs. E. Tennessee State, 12/15/07
Made 12+ 3PT:	12, Seton Hall, 12/30/08
Did not make a 3PT:	vs. Providence (BET), 3/10/95
Attempted 40 FT:	52 vs. Washington, 11/23/07
Made 35 FT:	39 at St. John's (2OT), 3/4/01
Had 60+ rebounds:	60 at Georgetown (OT), 3/1/03
Had 50+ rebounds:	54 vs. Massachusetts (NIT), 3/25/08
Had 30+ assists:	31 vs. E. Tennessee State, 12/15/07
Committed less than 10 turnovers:	9 vs. Connecticut, 2/6/08
Committed 25+ turnovers:	26 vs. E. Tennessee State, 12/15/07
Forced 30-or-more turnovers:	33 vs. Binghamton, 11/18/01
Had 20+ steals:	22 vs. Rutgers, 1/2/02
Had 15+ blocked shots:	16 vs. Illinois-Chicago, 12/21/05
Four players had 20 points	vs. Massachusetts: Eric Devendorf (23), Jonny Flynn (20), Donte Greene (20), Arinze Onuaku (20), 11/28/07
Three players had 20 points:	vs. Michigan State, Billy Edelin (22), Josh Pace (22), Hakim Warrick (21), 1/3/04
Two players had 20 points:	Seton Hall, Andy Rautins (26), Eric Devendorf (20), 12/28/08
Six players had 10+ points	DePaul: Andy Rautins (17), Paul Harris (14), Arinze Onuaku (14), Eric Devendorf (13), Jonny Flynn (12), Rick Jackson (11), 1/7/09
Five players had 10+ points:	Seton Hall: Andy Rautins (26), Eric Devendorf (20), Jonny Flynn (14), Rick Jackson (14), Arinze Onuaku (11), 12/30/08
Three players had 10+ rebounds:	at Seton Hall: Arinze Onuaku (14), Donte Greene (13), Kristof Ongenaet (11), 3/5/08
Two players had 10+ rebounds:	at Georgetown: Paul Harris (11), Arinze Onuaku (11), 1/14/09



2008-09 SYRACUSE GAME-BY-GAME

Opponent	Score	TOTAL		3-PTS		FT-FTA		REBOUNDS						
		FG-FGA	Pct	3FG-FGA	Pct	FT-FTA	Pct	Off-Def	Tot	PF	A	TO	Blk	Stl
Syracuse	W, 85-51	35-70	.500	5-24	.208	10-17	.588	19-24	43	10	24	18	8	19
<i>LeMoyne</i>		23-57	.404	4-18	.222	1-7	.143	13-20	33	15	17	26	5	10
Syracuse	W, 76-71	28-56	.500	8-20	.400	12-19	.632	11-25	36	14	18	15	2	6
<i>Richmond</i>		27-56	.482	8-24	.333	9-15	.600	6-22	28	21	13	12	4	5
Syracuse	W, 86-66	28-53	.528	7-24	.292	23-32	.719	12-36	48	14	20	20	9	8
<i>Oakland</i>		31-72	.347	8-22	.373	10-17	.588	15-16	31	24	15	14	2	10
Syracuse	W, 89-83	31-60	.517	8-20	.400	19-32	.594	14-26	40	14	18	16	2	6
<i>vs. Florida</i>		34-71	.479	7-23	.304	8-13	.615	12-22	34	24	19	11	3	12
Syracuse	W, 89-81 OT	28-58	.483	8-22	.364	25-37	.676	7-30	37	18	18	15	6	11
<i>vs. Kansas</i>		31-74	.419	8-24	.333	11-20	.550	17-25	42	27	20	17	5	9
Syracuse	W, 73-70	21-45	.467	4-13	.308	27-38	.711	6-27	33	15	15	15	9	6
<i>Virginia</i>		27-64	.422	4-14	.286	12-17	.706	13-25	38	27	14	12	2	10
Syracuse	W, 86-51	33-65	.508	4-17	.235	16-21	.762	14-34	48	12	20	14	3	11
<i>Colgate</i>		19-62	.306	8-24	.333	5-7	.714	10-22	32	18	14	19	8	3
Syracuse	W, 88-78	28-50	.560	5-17	.294	27-38	.711	8-24	32	14	19	19	3	15
<i>Cornell</i>		30-69	.435	13-29	.448	5-7	.714	16-20	36	28	18	19	0	7
Syracuse	W, 79-55	26-56	.464	6-22	.273	21-32	.656	13-37	50	15	16	12	5	6
<i>Long Beach State</i>		23-73	.315	5-36	.139	4-10	.400	15-22	37	21	14	9	3	7
Syracuse	L, 69-72	27-50	.540	6-15	.400	9-18	.500	9-24	33	13	18	16	7	7
<i>Cleveland State</i>		30-68	.441	5-18	.278	7-9	.778	15-19	34	15	22	9	3	9
Syracuse	W, 82-60	28-60	.467	3-17	.176	23-32	.719	16-34	50	15	18	13	9	4
<i>Canisius</i>		23-73	.315	4-22	.182	10-20	.500	19-21	40	24	8	10	4	5
Syracuse	W, 72-65	27-57	.474	6-14	.429	12-26	.462	8-28	36	12	12	15	3	10
<i>at Memphis</i>		24-70	.343	7-33	.212	10-13	.769	19-26	45	20	16	20	8	6
Syracuse	W, 82-71	30-55	.545	10-25	.400	12-18	.667	13-31	44	11	25	22	6	4
<i>Coppin State</i>		26-72	.361	11-27	.407	8-12	.667	16-16	32	16	11	11	0	13
Syracuse	W, 100-76	35-62	.565	12-22	.545	18-26	.692	13-31	44	17	20	20	6	10
<i>Seton Hall</i>		27-72	.375	2-27	.074	20-26	.769	17-18	35	21	14	16	3	16
Syracuse	W, 59-54	24-55	.436	4-12	.222	7-18	.389	18-26	44	10	14	15	2	5
<i>at USF</i>		22-60	.367	4-23	.174	6-10	.600	14-19	33	18	16	11	1	5
Syracuse	W, 85-68	33-70	.471	8-16	.500	11-19	.579	16-32	48	16	20	14	7	6
<i>DePaul</i>		27-66	.409	6-18	.333	8-19	.421	14-25	39	17	13	13	6	10
Syracuse	W, 82-66	33-54	.611	2-6	.333	14-22	.636	6-22	28	20	12	8	2	3
<i>at Rutgers</i>		23-58	.397	5-24	.208	15-23	.652	15-19	34	19	11	11	5	4
Syracuse	L, 74-88	29-61	.387	6-16	.375	10-23	.435	18-15	33	17	14	15	6	6
<i>at Georgetown</i>		32-54	.593	12-21	.571	12-18	.667	8-20	28	18	21	12	6	7

SYRACUSE TOTALS
OPPONENT TOTALS

2003 NCAA Champions • 31 NCAA Tournaments • 12 NIT Tournaments • 8 BIG EAST Championships • 5 BIG EAST Tournament Titles



2008-09 RECORD BREAKDOWN

2003 NCAA Champions • 31 NCAA Tournaments • 12 NIT Tournaments • 8 BIG EAST Championships • 5 BIG EAST Tournament Titles

	Overall	BIG EAST BET
SU overall	16-2	4-1
SU at home	11-1	2-0
SU on the road	3-1	2-1
SU at neutral sites	2-0	
SU in overtime		
After a loss		
SU scores first	12-1	3-0
Opponent scores first	4-0	1-0
Halftime	Overall	BIG EAST BET
SU led at the half	12-0	4-0
SU trailed at the half	4-1	0-1
Tied at the half	0-1	
Rebounding	Overall	BIG EAST BET
SU outrebounded Opp.	11-1	3-1
SU was outrebounded	5-1	1-0
Rebounds were equal		
SU 36-or-more rebounds	13-0	3-0
SU 35-or-less rebounds	3-2	1-1
SU 21-or-more def rebounds	16-1	4-0
SU 20-or-less def. rebounds	0-1	0-1
SU 11-or-more off. rebounds	11-1	3-1
SU 10-or-less off. rebounds	5-1	1-0
Field Goal Percentage	Overall	BIG EAST BET
SU shot 70-80% FG		
SU shot 60-70% FG	1-0	1-0
SU shot 50-60% FG	8-1	1-0
SU shot 40-50% FG	6-1	2-1
SU shot 30-40% FG	1-0	
SU shot 20-30% FG		
Opp. shot 50-60% FG	0-1	0-1
Opp. shot 40-50% FG	7-1	1-0
Opp. shot 30-40% FG	9-0	3-0
Opp. shot 20-30% FG		
SU outshot Opp. FG%	16-1	4-0
Opp. outshot SU FG%	0-1	0-1
Free Throw Percentage	Overall	BIG EAST BET
SU outshot Opp. FT%	9-0	1-0
Opp. outshot SU FT%	6-2	3-1
SU shot same FT% as opponent	1-0	
SU shot more FT	13-2	1-1
Opp. shot more FT	1-0	1-0
Free throws shot were equal	2-0	2-0
Scoring	Overall	BIG EAST BET
SU scored more than 109		
SU scored 100-109 pts.	1-0	1-0
SU scored 90-99 pts.		
SU scored 80-89 pts.	10-0	2-0
SU scored 70-79 pts.	4-1	0-1
SU scored 60-69 pts.	0-1	
SU scored 50-59 pts.	1-0	1-0
Opp. scored 100-109 pts.		
Opp. scored 90-99 pts.		
Opp. scored 80-89 pts.	2-1	0-1
Opp. scored 70-79 pts.	5-1	1-0
Opp. scored 60-69 pts.	5-0	2-0
Opp. scored 50-59 pts.	4-0	1-0
By Starting Lineup	Overall	BIG EAST BET
Flynn, Harris, Jackson, Onuaku	5-1	3-1
Rautins		
Flynn, Jackson, Joseph, Onuaku,	1-0	1-0
Rautins		
Flynn, Devendorf, Harris, Ongenaet	10-1	
Onuaku		
By Uniform	Overall	BIG EAST BET
White	12-1	2-0
Orange	4-1	2-1

	Overall	BIG EAST BET
SU 10-or-less turnovers	1-0	1-0
SU 11-20 turnovers	14-2	3-1
SU 21-or-more turnovers	1-0	
Opp. 10-or-less turnovers	2-1	
Opp. 11-20 turnovers	13-1	4-1
Opp 21-or-more turnovers	1-0	
SU Players' Scoring	Overall	BIG EAST BET
Six in double digits	1-0	1-0
Five in double digits	7-0	1-0
Four in double digits	5-2	1-1
Three in double digits	3-0	1-0
Two in double digits		
One in double digits		
Four with 20-or-more points		
Three with 20-or-more points		
Two with 20-or-more points	4-0	1-0
One with 20-or-more points	4-1	1-1
One with 30-or-more points		
Games Decided By . . .	Overall	BIG EAST BET
0-5 points	3-1	1-0
6-10 points	4-0	
11-15 points	1-1	0-1
16 or more points	8-0	3-0
By Month	Overall	BIG EAST BET
November	6-0	
December	7-1	1-0
January	3-1	3-1
February		
March		
By Day	Overall	BIG EAST BET
Monday	3-1	
Tuesday	3-0	1-0
Wednesday	3-1	1-1
Thursday		
Friday	3-0	1-0
Saturday	3-0	1-0
Sunday	1-0	
By Live Television	Overall	BIG EAST BET
CBS		
ESPN	3-0	1-0
ESPN2	2-1	0-1
BIG EAST Network	3-0	3-0
ESPNU	3-0	
Time Warner Cable Sports	5-1	
By Conference	Overall	
ACC (Virginia)	1-0	
Atlantic 10 (Richmond)	1-0	
BIG EAST (Seton Hall, at USF, DePaul, at Rutgers, at Georgetown)	4-1	
Big 12 (Kansas)	1-0	
Big West (Long Beach State)	1-0	
Conference USA (Memphis)	1-0	
Horizon League (Cleveland State)	0-1	
Ivy League (Cornell)	1-0	
MAAC (Canisius)	1-0	
MEAC (Coppin State)	1-0	
Northeast 10 (Le Moyne)	1-0	
Patriot League (Colgate)	1-0	
Summit (Oakland)	1-0	
Southeastern Conference (Florida)	1-0	



2008-09 INDIVIDUAL EFFORTS

Games Played:

17 – Flynn, Jackson, Joseph, Ongenaet, Onuaku, Rautins

Games Started:

17 – Flynn, Onuaku

Points in a Half:

19 – Flynn (2nd half, Richmond)

Game Points:

29 – Rautins, Coppin State

Minutes Played (regulation):

40 – Flynn (3) at Memphis, Coppin State, at Rutgers; Rautins at USF

Minutes Played (overtime):

43 – Flynn vs. Kansas

Game FG Attempted:

17 – Flynn at Memphis

Game FG Made:

11 – Harris at Rutgers

Game FG Percentage (min. 7 made)

1.000 (7-7) – Onuaku, Long Beach State

Game FT Attempted:

16 – Flynn vs. Kansas

Game FT Made:

11 – Flynn vs. Kansas

Game FT Percentage (min. 7 made):

1.000 (7-7) – Devendorf, Cornell

Game 3 pt. FG Attempted:

16 – Rautins, Coppin State

Game 3 pt. FG Made:

9 – Rautins, Coppin State

Game 3 pt. FG Percentage (min. 3 made)

.700 (7-10) – Rautins, Seton Hall

Game Rebounds:

14 – Harris vs. Kansas

Game Assists:

10 – Flynn, Coppin State

Game Steals:

4 – Flynn, Rautins, Le Moyne; Devendorf, Joseph, Cornell;
Flynn, Cleveland State

Blocked Shots:

5 – Jackson, Virginia

Turnovers

7 – Devendorf, Richmond

Game Fouls:

5 – Onuaku at Rutgers

Led SU in Scoring:

Flynn (8^{1 shared}), Rautins (5^{1 shared}), Devendorf (2), Harris (2), Jackson (1), Onuaku (1)

Double-Figure Scoring Games:

Flynn (18), Harris (14), Onuaku (14), Devendorf (12), Rautins (9), Jackson (8), Joseph (2)

20-29-point Games:

Devendorf (4), Flynn (4), Harris (3), Rautins (2)

30-39-point Games:

none

Scored First:

Onuaku (5), Flynn (4), Rautins (4), Devendorf (2), Harris, Jackson, Ongenaet

Led SU in Rebounding:

Harris (8^{2 shared}), Onuaku (6^{1 shared}), Jackson (3^{1 shared}), Joseph (1^{1 shared}), Ongenaet (1^{1 shared}), Flynn (1)

Double-Figure Rebounding Games:

Onuaku (7), Harris (6), Jackson

Double-Doubles:

Harris (6), Onuaku (5), Flynn, Jackson

Led SU in Assists:

Flynn (13^{4 shared}), Devendorf (5^{3 shared}), Rautins (4^{2 shared}), Harris (1^{2 shared})

Double-Figure Assist Games:

Flynn (1)

Largest Lead:

35, (83-48), Le Moyne; (86-51), Colgate

Largest Margin of Victory:

35, (86-51), Colgate

Largest Margin of Defeat:

3, (72-69), Cleveland State

Largest Deficit:

21, (47-26) at Georgetown

Largest Deficit Overcome in a Win:

16, (25-9) Cornell

Largest Lead in a Loss:

6, (44-38) Cleveland State

Largest Halftime Lead:

30, (43-13), Colgate

Largest Halftime Deficit:

18, (50-32) at Georgetown



2008-09 TEAM HIGHS AND LOWS

2003 NCAA Champions • 31 NCAA Tournaments • 12 NIT Tournaments • 8 BIG EAST Championships • 5 BIG EAST Tournament Titles

SYRACUSE HIGHS

Points – Regulation	100	Seton Hall
Points – First Half	54	Seton Hall
Points – Second Half	53	Cornell
Points – Overtime Only	17	vs. Kansas
Field Goals Made	35	Le Moyne, Seton Hall
Field Goal Attempts	70	Le Moyne, DePaul
Field Goal %	.611 (33-54)	at Rutgers
3-Point FG Made	12	Seton Hall
3-Point FG Attempts	25	Coppin State
3-Point FG %	.545 (12-22)	Seton Hall
Free Throws Made	27	Virginia, Cornell
Free Throw Attempts	38	Virginia, Cornell
Free Throw %	.762 (16-21)	Richmond
Offensive Rebounds	19	Le Moyne
Defensive Rebounds	37	Long Beach State
Rebounds	50	Long Beach State, Canisius
Assists	25	Coppin State
Steals	19	Le Moyne
Blocked Shots	9	Oakland, Virginia, Canisius
Turnovers	22	Coppin State
Fouls – Regulation	17	Seton Hall, at Georgetown
Fouls – Overtime	18	vs. Kansas

OPPONENT HIGHS

Points	88	at Georgetown
Points – 1st Half	50	at Georgetown
Points – 2nd Half	45	Florida
Points – Overtime Only	9	Kansas
Field Goals Made	34	Florida
Field Goal Attempts – Regulation	73	Long Beach State, Canisius
Field Goal Attempts – Overtime	74	Kansas
Field Goal %	.593 (32-54)	at Georgetown
3-Point FG Made	13	Cornell
3-Point FG Attempts	36	Long Beach State
3-Point FG %	.571 (12-21)	at Georgetown
Free Throws Made – Regulation	20	Seton Hall
Free Throw Attempts – Regulation	26	Seton Hall
Free Throw %	.778 (6-7)	Cleveland State
Offensive Rebounds	19	at Memphis
Defensive Rebounds	26	at Memphis
Rebounds	45	at Memphis
Assists	22	Cleveland State
Steals	12	Florida
Blocked Shots – Regulation	8	Colgate, at Memphis
Turnovers	26	Le Moyne
Fouls – Regulation	28	Cornell

SYRACUSE LOWS

Points	59	at USF
Points – First Half	29	Virginia
Points – Second Half	24	at USF
Points – Overtime Only	17	vs. Kansas
Field Goals Made – Regulation	21	Virginia
Field Goals Made – Overtime	28	vs. Kansas
Field Goal Attempts	45	Virginia
Field Goal	.464 (26-46)	Long Beach State
3-Point FG Made	2	at Rutgers
3-Point FG Attempts	6	at Rutgers
3-Point FG %	.176 (3-17)	Canisius
Free Throws Made	7	at USF
Free Throw Attempts	17	Le Moyne
Free Throw %	.389 (7-18)	at USF
Offensive Rebounds – Regulation	6	at Rutgers
Defensive Rebounds	22	at Rutgers
Rebounds	28	at Rutgers
Assists	12	at Memphis
Steals	4	Canisius, Coppin State
Blocked Shots	2	Richmond, vs. Florida, at USF, at Rutgers
Turnovers	8	at Rutgers
Fouls	10	Le Moyne, at USF

OPPONENT LOWS

Points	51	Le Moyne
Points – 1st Half	13	Colgate
Points – 2nd Half	25	Long Beach State
Points – Overtime Only	9	Kansas
Field Goals Made	19	Colgate
Field Goal Attempts	56	Richmond
Field Goal %	.306 (19-62)	Colgate
3-Point FG Made	2	Seton Hall
3-Point FG Attempts	14	Virginia
3-Point FG %	.074 (2-27)	Seton Hall
Free Throws Made	1	Le Moyne
Free Throw Attempts	7	Le Moyne, Colgate, Cornell
Free Throw %	.143 (1-7)	Le Moyne
Offensive Rebounds	6	Richmond
Defensive Rebounds	16	Oakland
Rebounds	28	Richmond, at Georgetown
Assists	11	Coppin State, at Rutgers
Steals	3	Colgate
Blocked Shots	0	Cornell, Coppin State
Turnovers	9	Long Beach State, Cleveland State
Fouls	15	Le Moyne, Cleveland State



2008-09 GAME SUMMARIES

1

Nov. 16, 2008 • CARRIER DOME
SYRACUSE, NY

SYRACUSE 85
LE MOYNE 51

SYRACUSE, NY -- Syracuse opened the 2008-09 campaign with an 85-51 victory against Le Moyne in its first game of the O'Reilly Auto Parts CBE Classic. Led by sophomore guard **Jonny Flynn's** 17 points, five other Orange men tallied double-digit points in front of a crowd of 16,755 in the Carrier Dome.

"As the season goes along, I think our team is going to start to mesh together like we're supposed to. Coach Boeheim is going to have us on the right track."

- Eric Devendorf

Flynn, who shot 6-for-11 from the floor and registered six assists, was joined by junior **Eric Devendorf's** 14 points, and 12 points each from juniors **Andy Rautins, Arinze Onuaku** and **Paul Harris**.

Syracuse opened the first half by jumping out to a 13-0 lead, courtesy of six points from Harris. The Orange defense held the Dolphins without a basket until the 15:16 mark when Le Moyne finally sent one home.

SU had it's largest lead of the half, 37-14, when Rautins sank a trifecta with 2:10 to play. The Dolphins closed the first half on a 5-1 run, but the Orange still held a 38-19 advantage.

Syracuse's lead had grown to 27 less than 10 minutes into the second half after Onuaku sank a jumper which sparked a 9-0 run by the Orange.

It remained an Orange affair as Syracuse maintained at least a 30-point advantage for much of the remainder of the game. Onuaku's layup with 1:14 left to play put the Orange up by 35, its largest margin of the game.

Harris pulled down a team-high 10 rebounds on the way to his 20th career double-double.

VISITORS: Le Moyne (0-1)

PLAYER	FG-FGA	3G-3GA	FT-FTA	R	PF	TP	A	TO	B	S	MP
Hassett f	0-2	0-0	0-0	4	0	0	1	1	0	0	25
Roth f	5-9	0-0	0-0	5	2	10	1	4	0	1	27
Elkerperin c	7-10	0-0	0-2	7	2	14	1	6	2	3	35
Corbin g	3-10	0-0	0-0	3	3	6	4	6	0	1	30
Cormier g	1-6	0-4	0-0	0	3	2	6	4	0	2	23
Miles	0-1	0-0	0-0	0	0	0	1	0	0	1	3
Johnson	6-14	4-11	0-2	2	1	16	1	2	0	1	19
Ozkaner	0-0	0-0	0-0	0	0	0	0	0	0	0	4
Barnes	0-3	0-1	0-2	2	2	0	1	2	1	0	12
Brown	0-0	0-0	0-0	3	1	0	1	0	1	1	17
McDonough	1-2	0-0	1-1	3	1	3	0	0	0	0	5
TEAM	6										
Totals	23-57	4-18	1-7	33	15	51	17	26	5	10	200

FG%	1st Half: 9-26 34.6%	2nd Half: 14-31 45.2%	Game: 40.4%
3-Pt. FG%	1st Half: 1-7 14.3%	2nd Half: 3-11 27.3%	Game: 22.2%
F Throw %	1st Half: 0-2 0.0%	2nd Half: 1-5 20.0%	Game: 14.3%

HOME TEAM: Syracuse (1-0)

PLAYER	FG-FGA	3G-3GA	FT-FTA	R	PF	TP	A	TO	B	S	MP
Harris f	6-11	0-1	0-0	10	1	12	1	1	0	1	23
Ongenaet f	1-1	0-0	0-0	3	2	2	1	2	0	2	9
Onuaku c	6-8	0-0	0-1	7	0	12	2	2	3	2	25
Flynn g	6-11	0-2	5-6	0	2	17	6	2	0	4	31
Devendorf g	6-13	1-5	1-3	3	1	14	1	5	0	0	22
Jackson	1-2	0-0	2-2	9	2	4	2	4	3	3	19
Rautins	4-10	3-9	1-2	3	0	12	9	1	0	4	31
Jones	1-4	1-4	0-0	1	1	3	0	0	1	0	10
Presutti	0-1	0-1	0-0	1	0	0	0	0	0	0	1
Reese	1-2	0-0	0-1	1	0	2	1	0	0	0	5
Joseph	3-7	0-2	1-2	2	0	7	1	1	1	3	22
Williams	0-0	0-0	0-0	0	0	0	0	0	0	0	2
TEAM	5										
Totals	35-70	5-24	10-17	43	10	85	24	18	8	19	200

FG%	1st Half: 17-37 45.9%	2nd Half: 18-33 54.5%	Game: 50.0%
3-Pt. FG%	1st Half: 3-14 21.4%	2nd Half: 2-10 20.0%	Game: 20.8%
F Throw %	1st Half: 1-4 25.0%	2nd Half: 9-13 69.2%	Game: 58.8%

Officials: Gary Maxwell, Ray Natili, DJ Carstensen
 Technical fouls: Le Moyne - None, Syracuse - None.
 Attendance: 16,755

Score by Periods	1st	2nd	Total
Le Moyne	19	32	51
Syracuse	38	47	85

2

Nov. 18, 2008 • CARRIER DOME
SYRACUSE, NY

SYRACUSE 76
RICHMOND 71

SYRACUSE, NY -- Sophomore **Jonny Flynn** and junior **Eric Devendorf** led a second-half charge that secured a 76-71 come-from-behind victory against Richmond. Flynn scored 27 points, one shy of his career high, and Devendorf added 22 with 16,260 fans on hand in the Carrier Dome.

"We were a lot more fired up. We were getting to the boards a bit better. We found our big guy [Arinze Onuaku] down low and he really helped us out in other areas."

- Andy Rautins

With SU trailing by seven at the start of the second period, 38-31, Devendorf scored 11-straight points, including three consecutive three-pointers, to give the Orange a four-point advantage, 44-40.

However, the Spiders would not go away easily as they cut the Orange lead to one, 51-50, with 10:26 to play.

Flynn and Devendorf kept the game out of Richmond's reach. The pair combined for Syracuse's next 14 points and junior **Arinze Onuaku's** back-to-back dunks capped off an 18-8 scoring run by the Orange.

Devendorf hit 7-of-8 shots in the second period, including 4-for-5 outside the arc. Flynn, who also found his scoring touch in the second stanza, converted on 5-of-8. Onuaku, Devendorf and Flynn combined for 66 of the Orange's 76 points.

Syracuse owned the glass, outrebounding the Spiders, 36-28. Senior **Kristof Ongenaet** grabbed a game-high seven boards. Flynn led the team with five assists for the night.

VISITORS: Richmond (1-1)

PLAYER	FG-FGA	3G-3GA	FT-FTA	R	PF	TP	A	TO	B	S	MP
Smith f	5-10	0-4	0-2	2	3	10	4	4	0	1	32
Harper f	4-9	1-4	4-4	5	4	13	0	1	1	1	25
Giddings c	1-2	0-1	1-2	3	1	3	2	1	1	1	20
Gonzalez g	7-10	4-6	0-0	2	3	18	1	1	1	2	38
Anderson g	6-17	2-7	1-2	2	5	15	2	2	0	0	35
Diunker	2-3	0-0	0-0	3	2	4	3	0	0	0	18
Martel	0-3	0-1	2-3	0	0	2	0	1	1	0	7
Smith C.	2-2	1-1	1-2	5	2	6	0	1	0	0	16
Butler	0-0	0-0	0-0	1	1	0	1	1	0	0	9
TEAM	5										
Totals	27-56	8-24	9-15	28	21	71	13	12	4	5	200

FG%	1st Half: 14-28 50.0%	2nd Half: 13-28 46.4%	Game: 48.2%
3-Pt. FG%	1st Half: 7-12 58.3%	2nd Half: 1-12 8.3%	Game: 33.3%
F Throw %	1st Half: 3-5 60.0%	2nd Half: 6-10 60.0%	Game: 60.0%

HOME TEAM: Syracuse (2-0)

PLAYER	FG-FGA	3G-3GA	FT-FTA	R	PF	TP	A	TO	B	S	MP
Harris f	3-5	1-1	0-0	5	2	7	2	1	1	1	29
Ongenaet f	0-3	0-1	0-0	7	4	0	3	1	1	1	24
Onuaku c	8-11	0-0	1-1	6	0	17	0	0	0	0	30
Flynn g	8-15	3-6	8-13	5	2	27	5	3	0	0	39
Devendorf g	8-12	4-6	2-3	1	2	22	2	7	0	1	31
Jackson	0-1	0-0	0-0	3	2	0	0	0	0	1	9
Rautins	0-7	0-5	1-2	2	0	1	3	2	0	1	26
Joseph	1-2	0-1	0-0	4	2	2	3	0	0	1	12
TEAM	3										
Totals	28-56	8-20	12-19	36	14	76	18	15	2	6	200

FG%	1st Half: 13-31 41.9%	2nd Half: 15-25 60.0%	Game: 50.0%
3-Pt. FG%	1st Half: 3-12 25.0%	2nd Half: 5-8 62.5%	Game: 40.0%
F Throw %	1st Half: 2-3 66.7%	2nd Half: 10-16 62.5%	Game: 63.2%

Officials: Jerry Heater, Tony Dawkins, Dwayne Gladden
 Technical fouls: Richmond-None, Syracuse-None.
 Attendance: 16,260

Score by Periods	1st	2nd	Total
Richmond	38	33	71
Syracuse	31	45	76

3

Nov. 21, 2008 • CARRIER DOME
SYRACUSE, NY

SYRACUSE 86
OAKLAND 66

SYRACUSE, NY -- Syracuse improved to 3-0 after earning an 86-66 win against Oakland in the two club's first-ever meeting on the hardwood on Friday, Nov. 21. A crowd of 18,932 fans saw five Orange men tally double-figure points, led by sophomore **Jonny Flynn's** 18.

"We have to keep moving the ball and keep working hard. We can still get better."

- Coach Boeheim

The Orange started the game off by taking a 22-5 lead with Flynn and junior **Paul Harris** combining for 11 of SU's points. The defense kept the Grizzlies out of double-digits until the clock dipped below 10 minutes.

Freshman **Kris Joseph** sent the Orange off on an 11-5 scoring run after sinking a trifecta for his first score of the game.

Syracuse led 47-28 at the half, but traded baskets with the Grizzlies for the first three minutes of the second stanza.

OU came within 14 points of the Orange after going on a 14-2 scoring run. However, Oakland was unable to make the margin closer.

The Orange built its lead back up to 20 points, 72-52, with five and change to play and was able to close the game holding the advantage.

VISITORS: Oakland (1-2)

PLAYER	FG-FGA	3G-3GA	FT-FTA	R	PF	TP	A	TO	B	S	MP
Cushingberry f	2-7	0-3	0-2	2	3	4	1	1	0	2	23
Watertradt f	0-0	0-0	0-0	0	1	10	0	1	1	1	15
Benson c	2-7	0-0	1-1	5	4	5	0	1	0	2	20
Jones g	7-23	2-5	0-0	5	2	16	4	0	0	3	38
Kangas g	6-14	2-9	1-1	5	3	15	3	4	0	1	34
Hudson	3-6	0-0	7-9	4	4	13	3	1	0	1	28
Sammels	2-5	0-1	0-2	3	0	4	2	2	0	0	14
Milutinovic	1-4	1-1	1-2	1	4	4	2	2	1	0	12
Bieszki	0-0	0-0	0-0	0	0	0	0	0	0	0	1
Maynard	2-6	1-3	0-0	0	3	5	0	2	0	0	15
TEAM	6										
Totals	25-72	6-22	10-17	31	24	66	15	14	2	10	200

FG%	1st Half: 11-40 27.5%	2nd Half: 14-32 43.8%	Game: 34.7%
3-Pt. FG%	1st Half: 3-13 23.1%	2nd Half: 3-9 33.3%	Game: 27.3%
F Throw %	1st Half: 3-9 33.3%	2nd Half: 7-8 87.5%	Game: 58.8%

HOME TEAM: Syracuse (3-0)

PLAYER	FG-FGA	3G-3GA	FT-FTA	R	PF	TP	A	TO	B	S	MP
Harris f	3-10	0-2	5-6	9	1	11	4	2	3	1	28
Ongenaet f	0-2	0-2	2-4	7	0	2	0	1	0	2	17
Onuaku c	5-5	0-0	4-7	5	4	14	0	2	3	0	22
Flynn g	5-9	3-6	5-6	2	1	18	4	4	0	0	31
Devendorf g	3-9	1-6	3-4	3	2	10	7	2	0	1	29
Jackson	2-3	0-0	0-0	9	1	4	0	2	3	1	19
Rautins	2-7	1-6	2-2	2	0	7	2	2	0	1	20
Jones	2-2	1-1	2-2	0	2	7	0	0	0	0	8
Presutti	0-2	0-0	0-0	0	0	0	0	0	0	0	1
Reese	0-0	0-0	0-0	0	0	0	0	0	0	0	1
Joseph	6-6	1-1	0-1	6	1	13	1	4	0	2	19
Williams	0-0	0-0	0-0	1	2	0	1	1	0	0	2
TEAM	4										
Totals	28-53	7-24	23-32	48	15	86	20	9	8	200	

FG%	1st Half: 14-24 58.3%	2nd Half: 14-29 48.3%	Game: 52.8%
3-Pt. FG%	1st Half: 5-11 45.5%	2nd Half: 2-13 15.4%	Game: 29.2%
F Throw %	1st Half: 14-18 77.8%	2nd Half: 9-14 64.3%	Game: 71.9%

Officials: Brian O'Connell, Les Jones, Gary Prager
 Technical fouls: Oakland - None, Syracuse - None.
 Attendance: 18,932

Score by Periods	1st	2nd	Total
Oakland	28	38	66
Syracuse			

2008-09 GAME SUMMARIES

2003 NCAA Champions • 31 NCAA Tournaments • 12 NIT Tournaments • 8 BIG EAST Championships • 5 BIG EAST Tournament Titles

4 Nov. 24, 2008 • SPRINT CENTER
KANSAS CITY, MO.

SYRACUSE 89
17/18 FLORIDA 83

ESPN 2

KANSAS CITY, MO -- Syracuse passed its first road test of the campaign by defeating No. 17/18 Florida, 89-83, in the semifinals of the O'Reilly Auto Parts CBE Classic. Juniors **Paul Harris** (18 points, 11 rebounds) and **Arinze Onuaku** (13 points, 12 rebounds) each posted double-doubles in the win.

"Honestly, it's a statement game, but it's not a statement to other people, it's a statement to ourselves. This let us know we're one of the top teams in the country."

- Paul Harris

The Orange jumped out to an early 14-7 lead after a 9-2 run which was capped by an **Andy Rautins** three. The Gators fired, back scoring 11 of the next 13 points, but their lead would be shortlived.

Rautins tied the game, 24-24, starting a 7-2 Orange run to give SU a 31-26 lead with 4:49 left in the half. Syracuse headed to the lockerrooms with a 41-38 advantage.

SU opened up the second half by scoring 15 straight points to extend its lead to 12 points, 56-44. The Gators scored the margin to six less than two minutes later.

Jonny Flynn and **Onuaku** took over from there, tallying 10 of the Orange's next 12 points and giving SU a 74-64 lead with seven and change to play. Florida came back within four, but six free throws by the Orange in the last 50 seconds secured the win.

This was only the third meeting between the two teams that haven't met since 2005.

VISITORS: Syracuse (4-0)

PLAYER	FG-FGA	3G-3GA	FT-FTA	R	PF	TP	A	TO	B	S	MP
Harris	f 7-11	0-1	4-8	11	1	18	2	5	0	1	37
Ongenaet	f 1-1	0-0	3-4	3	2	5	3	1	1	0	11
Onuaku	c 5-8	0-0	3-7	12	2	13	1	1	0	1	32
Flynn	g 5-7	2-4	6-6	1	1	18	4	2	0	2	35
Devendorf	g 3-12	1-6	2-3	1	3	9	4	3	0	0	29
Jackson	0-1	0-0	1-2	3	1	1	1	1	0	0	11
Rautins	5-12	5-9	0-0	3	2	15	0	2	0	1	19
Joseph	5-8	0-0	0-2	5	2	10	3	1	1	1	26
TEAM											
Totals	31-60	8-20	19-32	40	14	89	18	16	2	6	200
FG%	1st Half: 16-32 50.0%	2nd Half: 15-28 53.6%	Game: 51.7%								
3-Pt. FG%	1st Half: 5-13 38.5%	2nd Half: 3-7 42.9%	Game: 40.0%								
F Throw %	1st Half: 4-8 50.0%	2nd Half: 15-24 62.5%	Game: 59.4%								
Deadball Rebounds:	6,2										

HOME: Florida (3-1)

PLAYER	FG-FGA	3G-3GA	FT-FTA	R	PF	TP	A	TO	B	S	MP
Werner	f 4-8	0-1	0-0	3	5	8	3	0	0	1	22
Parsons	f 3-7	0-2	2-2	9	4	8	3	1	1	2	26
Tyus	c 11-14	0-0	2-4	4	3	24	1	2	1	0	27
Hodge	g 0-2	0-2	0-0	1	0	0	3	2	0	2	24
Calathes	g 7-13	4-8	1-2	2	3	19	7	4	1	3	35
Shipman	1-7	0-2	2-2	1	1	4	0	0	0	0	17
Walker	5-12	3-8	0-0	5	3	13	2	1	0	0	25
Chaney	3-7	0-0	1-1	5	5	7	0	0	0	4	15
Kadji	0-1	0-0	0-2	1	0	0	0	1	0	0	9
TEAM											
Totals	34-71	7-23	8-13	34	24	83	19	11	3	12	200
FG%	1st Half: 15-36 41.7%	2nd Half: 19-35 54.3%	Game: 47.9%								
3-Pt. FG%	1st Half: 3-10 30.0%	2nd Half: 4-13 30.8%	Game: 30.4%								
F Throw %	1st Half: 5-5 100.0%	2nd Half: 3-8 37.5%	Game: 61.5%								
Deadball Rebounds:	2										

Officials: Mike Wood, Patrick Adams, William Humes
Technical fouls: Syracuse - None, UF - None
Attendance: 14,720

Score by Periods	1st	2nd	Total
Syracuse	41	48	89
Florida	38	45	83

5 Nov. 25, 2008 • SPRINT CENTER
KANSAS CITY, MO.

SYRACUSE 89
22/23 KANSAS 81

ESPN 2

KANSAS CITY, MO -- The Orange won the O'Reilly Auto Parts CBE Classic after securing an 89-81 overtime victory against 22/23 Kansas. Syracuse rallied back from a 11-point halftime deficit and outscored the defending NCAA champions 17-9 in overtime to secure its fifth win of the season.

"This was a tough game. We played really well in the second half, coming from 13 back on the road. This is a good win."

- Coach Boeheim

The Jayhawks built an 11-point halftime margin and extended it to 13, 51-38, with 15:18 left in regulation. Junior **Paul Harris** and sophomore **Jonny Flynn** combined for 12 points on a 16-4 SU run to start a comeback. Harris tied the game, 54-54. At the foul line with 10:09 to go.

Kansas followed suit with a 7-0 run to put the Jayhawks up 63-57. Junior **Eric Devendorf's** trifecta moments later cut the margin in half, but the Jayhawks fired back with two more baskets.

Flynn scored 10 of SU's next 12 points and forced the game past regulation. He drained a three-pointer with six second remaining to tie the score.

Junior **Arinze Onuaku** and **Devendorf** led the team with five and four points, respectively, in the extra session to help secure the victory. Flynn finished with a game-best 25 points.

VISITORS: Kansas (3-1)

PLAYER	FG-FGA	3G-3GA	FT-FTA	R	PF	TP	A	TO	B	S	MP
Morris	f 5-10	0-0	1-4	11	3	11	6	2	2	1	36
Aldrich	c 5-13	0-0	5-6	16	4	15	2	3	2	3	38
Collins	g 8-22	3-9	2-5	3	3	21	2	3	0	1	40
Morningstar	g 1-2	1-1	3-3	1	3	6	1	2	1	0	26
Taylor	g 8-13	1-2	0-1	3	4	17	2	4	0	2	36
Teahar	0-2	0-0	0-0	0	1	0	0	0	0	0	3
Thomas	0-0	0-0	0-0	0	0	0	0	0	0	0	1
Reed	2-8	2-8	0-0	1	4	6	5	2	0	2	29
Morris	2-4	1-2	0-1	4	5	5	1	1	0	0	13
Releford	0-0	0-0	0-0	0	0	0	0	0	0	0	1
Appleton	0-0	0-0	0-0	0	0	0	0	0	0	0	1
TEAM											
Totals	31-74	8-24	11-20	42	27	81	20	17	5	9	225
FG%	1st Half: 16-35 45.7%	2nd Half: 12-28 42.9%	OT: 3-11 27.3%								
3-Pt. FG%	1st Half: 4-11 36.4%	2nd Half: 3-7 42.9%	OT: 1-6 16.7%								
F Throw %	1st Half: 5-5 100.0%	2nd Half: 4-11 36.4%	OT: 2-4 50.0%								
Game:	55.0%										
Deadball Rebounds:	3,3										

HOME: Syracuse (5-0)

PLAYER	FG-FGA	3G-3GA	FT-FTA	R	PF	TP	A	TO	B	S	MP
Harris	f 5-9	0-2	4-6	14	4	14	5	3	2	1	38
Onuaku	c 8-10	0-0	3-3	12	4	19	0	0	4	2	39
Flynn	g 6-12	2-4	11-16	1	2	25	5	5	0	3	43
Ongenaet	g 1-2	0-0	0-2	3	1	2	0	0	0	0	12
Devendorf	g 5-14	3-7	7-10	1	1	20	4	3	0	2	42
Jackson	0-1	0-0	0-0	1	3	0	0	1	0	0	7
Rautins	3-8	3-8	0-0	2	3	9	3	1	0	3	33
Joseph	0-2	0-1	0-0	0	0	0	1	1	0	0	11
TEAM											
Totals	28-58	8-22	25-37	37	18	89	18	15	6	11	225
FG%	1st Half: 9-26 34.6%	2nd Half: 14-24 58.3%	OT: 5-8 62.5%								
3-Pt. FG%	1st Half: 3-9 33.3%	2nd Half: 4-10 40.0%	OT: 1-3 33.3%								
F Throw %	1st Half: 9-12 75.0%	2nd Half: 10-16 62.5%	OT: 6-9 66.7%								
Game:	67.6%										
Deadball Rebounds:	7,2										

Officials: Mike Wood, Patrick Adams, William Humes
Technical fouls: KU - None, Syracuse - None.
Attendance: 16,988

Score by Periods	1st	2nd	Total
Kansas	41	31	81
Syracuse	30	42	89

6 Nov. 28, 2008 • CARRIER DOME
SYRACUSE, NY

SYRACUSE 73
VIRGINIA 70

TIME WARNER SPORTS

SYRACUSE, NY -- Syracuse returned home for the first of six-straight Dome contests and posted a 73-70 victory against Virginia. The Orange recovered from a 13-point deficit in front of 22,096 fans in the Carrier Dome for the win.

"We didn't get that many good three-point looks in the first half. In the second half, we got some good looks, and in turn, that opened up the lane for us and we got in and were able to make some good plays around the basket."

- Andy Rautins

Four members of the Orange scored in the double-figures with sophomore **Jonny Flynn** and junior **Andy Rautins** leading the way with 15 apiece. Junior **Arinze Onuaku** controlled the glass with 10 rebounds, nine on the defensive end.

Syracuse had fallen behind early in the first period, 29-21, and despite baskets from freshman **Kris Joseph** and charity buckets from junior **Eric Devendorf**, the lead remained out of the Orange's reach. A 9-2 run by the Cavaliers sent the teams to the locker room at the break with Syracuse trailing, 40-29.

Sophomore **Rick Jackson** sparked the Orange comeback with a little more than 10 minutes to play with back-to-back dunks. Rautins nailed two three-pointers moments later to give SU its first lead since Devendorf's opening basket, 58-56.

The Orange outscored UVA 44-30 after the intermission and improved its shooting from 36.1 percent to a solid 60 percent in the second frame. Rautins, Jackson and Joseph combined for 25 bench points to Virginia's 15.

VISITORS: Virginia (3-2)

PLAYER	FG-FGA	3G-3GA	FT-FTA	R	PF	TP	A	TO	B	S	MP
Landesberg	f 5-11	0-1	6-8	3	5	16	3	0	0	2	28
Scott	f 5-10	0-0	0-0	10	1	10	4	0	0	1	37
Sene	c 0-0	0-0	1-2	1	3	1	1	0	1	0	7
Baker	g 6-10	1-4	1-1	3	5	14	3	4	0	4	31
Zeglinski	g 6-12	2-5	0-0	4	5	14	2	5	0	2	29
Farrakhan	1-3	0-0	0-0	1	2	0	0	0	0	0	3
Tucker	0-2	0-0	0-0	2	0	0	0	0	0	0	2
Soroye	0-1	0-0	0-0	1	3	0	0	0	0	0	10
Jones	1-5	1-3	0-0	2	0	3	1	0	0	0	13
Diane	0-3	0-1	0-1	2	2	0	0	2	0	2	16
Meynsse	3-7	0-0	4-5	8	2	10	0	1	1	0	24
TEAM											
Totals	27-64	4-14	12-17	38	27	70	14	12	2	10	200
FG%	1st Half: 16-35 45.7%	2nd Half: 11-29 37.9%	Game: 42.2%								
3-Pt. FG%	1st Half: 3-8 37.5%	2nd Half: 1-6 16.7%	Game: 28.6%								
F Throw %	1st Half: 5-7 71.4%	2nd Half: 7-10 70.0%	Game: 70.6%								
Deadball Rebounds:	2										


HOME: Syracuse (6-0)

PLAYER	FG-FGA	3G-3GA	FT-FTA	R	PF	TP	A	TO	B	S	MP
Harris	f 4-9	0-1	5-7	8	1	13	1	5	1	3	33
Ongenaet	f 0-1	0-0	0-0	0	1	0	1	1	0	0	6
Onuaku	c 1-3	0-0	4-4	10	4	6	0	2	0	2	25
Flynn	g 4-9	0-2	7-11	1	0	15	6	2	1	1	39
Devendorf	g 3-3	0-0	8-9	0	3						

2008-09 GAME SUMMARIES

7 DEC. 1, 2008 • CARRIER DOME
SYRACUSE, NY

16/20 SYRACUSE 86
COLGATE 51



SYRACUSE, NY -- 16/20 Syracuse recorded its seventh win of the 2008-09 season with an 86-51 win in the 161st meeting with Colgate. With 18,422 on hand, sophomore Rick Jackson tallied his first career double-double with 10 points and 10 rebounds.

"It all started with Jonny Flynn pressuring the ball. He was being so aggressive and that led to a lot of turnovers and transition baskets."

- Paul Harris

By the 11 minute mark, the Orange led 25-5, with junior Paul Harris scoring 11 of his 13 first-half points. One Raider basket later and Syracuse was off on a 14-3 run to build a 29-point advantage with a little less than six minutes to play.

SU held a 43-13 lead at the break after limiting Colgate to the lowest one half scoring total by an opponent since Princeton was held to 11 in 1999. The Raiders made just 5-of-29 from the field (.172) in the first half and SU forced 15 turnovers in the opening 20 minutes.

Colgate regrouped to the point of outscoring SU 26-23 in the first 13 minutes of the second half but the Orange margin was too great to overcome.

The Orange maintained at least a 31-point lead for the remainder of the frame. Senior walk-on Jake Presutti closed the game's scoring with a three-pointer from the wing with six seconds to play.

Syracuse outscored the Raiders 54-14 in the paint and 20-11 off turnovers.

The victory extended Syracuse's series winning streak to 42 triumphs.

VISITORS: Colgate (2-3)

PLAYER	FG-FGA	3G-3GA	FT-FTA	R	PF	TP	A	TO	B	S	MP
Woodhouse f	23	0/0	0/0	4	3	4	3	3	7	0	25
Morse f	26	2/5	0/0	2	6	1	5	0	0	0	23
English c	37	0/0	0/0	2	3	6	1	1	1	0	16
Vinson g	14	1/2	2/2	3	1	5	4	3	0	1	22
Venezia g	3/12	2/7	0/0	5	1	8	0	0	0	0	26
Hill f	1/10	1/4	1/2	1	2	4	2	0	0	0	18
Hoban f	3/5	1/2	0/0	2	2	7	1	0	0	2	11
Marfurt f	0/4	0/3	0/0	0	1	0	1	3	0	0	11
Melville f	1/1	0/0	0/1	1	0	2	0	0	0	0	7
Pascale g	0/2	0/0	2/2	3	0	2	0	3	0	0	13
Gyawu f	1/4	0/0	0/0	4	0	2	1	0	0	0	16
Jonson f	2/4	1/1	0/0	3	3	5	1	0	0	0	12
TEAM											
Totals	19-62	8-24	5-7	32	18	51	14	19	8	3	200

FG%	1st Half: 5-29 17.2%	2nd Half: 14-33 42.4%	Game: 30.6%
3-Pt. FG%	1st Half: 3-13 23.1%	2nd Half: 5-11 45.5%	Game: 33.3%
F Throw %	1st Half: 0-0 0.0%	2nd Half: 5-7 71.4%	Game: 71.4%
Deadball Rebounds:	1		

HOME: Syracuse (7-0)

PLAYER	FG-FGA	3G-3GA	FT-FTA	R	PF	TP	A	TO	B	S	MP
Harris f	9-13	0-3	4-5	5	1	22	1	2	0	0	21
Onuaku c	5-6	0-0	0-0	6	0	10	2	3	0	0	23
Flynn g	4-8	1-2	3-4	2	1	12	7	2	0	3	24
Ongenaet g	0-2	0-0	0-2	5	3	0	2	2	0	0	23
Devendorf g	4-7	1-2	0-0	2	9	1	0	0	0	2	26
Jackson f	3-6	0-0	4-4	10	2	10	1	2	0	2	13
Rautins f	0-5	0-4	2-2	4	0	2	6	2	0	0	20
Thomas f	0-0	0-0	0-0	1	0	0	2	0	0	0	6
Jones f	4-8	1-3	0-0	1	1	9	0	0	0	3	21
Presutti f	1-1	1-1	0-0	0	3	1	0	0	0	2	2
Reese f	0-0	0-0	2-2	0	2	1	0	0	0	1	1
Joseph f	3-9	0-2	1-2	4	0	7	0	0	0	1	16
Williams f	0-0	0-0	0-0	1	1	0	0	0	0	0	4
TEAM											
Totals	33-65	4-17	16-21	48	12	86	20	14	3	11	200


FG%	1st Half: 19-35 54.3%	2nd Half: 14-30 46.7%	Game: 50.8%
3-Pt. FG%	1st Half: 1-7 14.3%	2nd Half: 3-10 30.0%	Game: 23.5%
F Throw %	1st Half: 4-8 50.0%	2nd Half: 12-13 92.3%	Game: 76.2%
Deadball Rebounds:	4		

Officials: Jim Haney, Bill McCarthy, Chris Beaver
Technical fouls: Colgate - None, Syracuse - None.
Attendance: 18,422

Score by Periods	1st	2nd	Total
Colgate	14	38	51
Syracuse	43	43	86

8 DEC. 3, 2008 • CARRIER DOME
SYRACUSE, NY

16/20 SYRACUSE 88
CORNELL 78



SYRACUSE, NY -- 16/20 Syracuse overcame a 16-point deficit and extended its winning streak to eight games with an 88-78 victory against Cornell in the Carrier Dome. Sophomore Jonny Flynn led five SU performers in double figures with 24 points.

"A team can't shoot like that the whole game. If a team shoots like that the whole game then they deserve to win. All you can do is sit and wait. We dug ourselves a hole, but we were able to get ourselves back out of it."

- Jonny Flynn

The Big Red jumped out to a 13-6 lead less than five minutes into the game. Flynn cut off the initial run with a three, but Cornell answered with the next 11 points to give them a 25-9 advantage and the Orange's largest deficit of the season.

Cornell led by 14, 33-19, when the Orange mounted a 10-0 surge keyed by six points from junior Paul Harris. Despite SU falling behind again by 10 points, four free throws from junior Eric Devendorf helped narrow the halftime score to 40-35 in favor of the Big Red.

The Orange took the lead for the first time in the second half, courtesy of baskets from Flynn and Devendorf, to bring the score to 44-42. The two teams traded the lead until a layup from Harris at the 10:03 mark gave SU the lead for good.

The Big Red benefitted from Randy Wittman's career-high 33 points. Wittman canned nine three pointers, one shy of the SU opponent three-point record.

SU's rally from a 16-point deficit was the best since trailing Rutgers during the 2004-05 season by 20 points only to come back and win the game.

Syracuse won its 31st straight game against Cornell, the Orange's second-most familiar opponent behind Colgate. SU and Cornell have met 116 times.

VISITORS: Cornell (4-4)

PLAYER	FG-FGA	3G-3GA	FT-FTA	R	PF	TP	A	TO	B	S	MP
Wittman f	12-28	9-19	0-0	3	3	33	4	3	0	1	39
Tyler f	4-8	0-0	0-0	7	1	8	1	1	0	0	24
Foote c	4-11	0-0	2-2	7	4	10	6	4	0	1	32
Wroblewski g	3-8	2-5	1-2	3	5	9	4	1	0	2	33
Reeves g	6-12	2-5	1-1	3	4	15	2	4	0	3	34
Battle f	0-0	0-0	0-0	0	0	0	0	1	0	0	1
Wilkins f	0-0	0-0	0-0	0	0	0	0	0	0	0	2
Wire f	0-0	0-0	1-2	4	5	1	1	2	0	0	14
Kreefer f	1-2	0-0	0-0	4	5	2	0	3	0	0	16
Reynolds f	0-0	0-0	0-0	2	0	0	0	0	0	0	3
Hill f	0-0	0-0	0-0	0	1	0	0	0	0	0	2
TEAM											
Totals	30-69	13-29	5-7	36	28	78	18	19	0	7	200

FG%	1st Half: 15-32 46.9%	2nd Half: 15-37 40.5%	Game: 43.5%
3-Pt. FG%	1st Half: 6-12 50.0%	2nd Half: 7-17 41.2%	Game: 44.8%
F Throw %	1st Half: 4-5 80.0%	2nd Half: 1-2 50.0%	Game: 71.4%
Deadball Rebounds:	1		

HOME: Syracuse (8-0)

PLAYER	FG-FGA	3G-3GA	FT-FTA	R	PF	TP	A	TO	B	S	MP
Harris f	6-9	0-1	9-10	9	1	21	3	2	1	0	32
Ongenaet f	0-2	0-0	1-2	6	1	1	0	1	1	1	11
Onuaku c	5-5	0-0	2-8	4	3	12	1	3	1	1	28
Flynn g	10-16	3-6	1-1	2	3	24	6	6	0	1	36
Devendorf g	4-6	0-2	7-7	0	3	15	2	6	0	4	26
Jackson f	0-4	0-0	0-1	1	1	0	1	0	0	1	13
Rautins f	2-8	2-7	5-6	2	2	11	6	1	0	3	30
Joseph f	1-3	0-1	2-4	2	0	4	0	0	0	4	24
TEAM											
Totals	28-50	5-17	27-38	32	14	88	19	19	3	15	200


FG%	1st Half: 10-26 38.5%	2nd Half: 18-24 75.0%	Game: 56.0%
3-Pt. FG%	1st Half: 3-10 30.0%	2nd Half: 2-7 28.6%	Game: 29.4%
F Throw %	1st Half: 12-17 70.6%	2nd Half: 15-21 71.4%	Game: 71.1%
Deadball Rebounds:	5		

Officials: J.D. Collins, Bernard Clinton, Clarence Armstrong
Technical fouls: Cornell - None, Syracuse - None.
Attendance: 18,859

Score by Periods	1st	2nd	Total
Cornell	40	38	78
Syracuse	35	53	88

9 DEC. 13, 2008 • CARRIER DOME
SYRACUSE, NY

13/16 SYRACUSE 79
LONG BEACH ST. 55



SYRACUSE, NY -- 13/16 Syracuse (9-0) remained undefeated after posting a 79-55 win against Long Beach State in the Carrier Dome. In front of 17,224 fans, junior Arinze Onuaku, who shot 7-of-7 from the floor, led the Orange with 17 points, and sophomore Rick Jackson had a team-high nine rebounds.

"I think we can go really far because guys are playing real well. We are knocking down shots. We are using our practice time to fix what we need to."

- Rick Jackson

The Orange held the lead for the entire first half, despite the 49ers outscoring SU 18-16 in the paint. A trifecta from junior Andy Rautins pushed the Orange into double-digit scoring about five minutes in to give SU a 12-7 lead. Rautins would score another trey on SU's next possession to keep the lead out of LB's reach.

Jackson gave Syracuse its largest lead of the first half, 29-20, after a layup with about five minutes before break. Junior Eric Devendorf sent the Orange to the locker room after tallying four-straight points for a 37-30 halftime edge.

The Orange started the second period off with an 18-4 run which lasted almost seven minutes. Onuaku and Devendorf combined for 12 of the points, giving SU a 55-34 lead. A 49er timeout and five-straight LB points cut the SU run off.

Soon after, SU jumped out on another point stretch, out-scoring the 49ers 17-3. With less than six minutes to play, Syracuse owned a 72-42 advantage.

Boehim recorded his 780th collegiate victory to tie Lute Olson for ninth place among Division I coaches.

VISITORS: Long Beach State (4-5)

PLAYER	FG-FGA	3G-3GA	FT-FTA	R	PF	TP	A	TO	B	S	MP
Robinson f	5-12	0-0	2-4	5	3	12	0	0	0	0	27
Anderson f	3-7	0-2	0-0	6	6	6	3	0	1	26	
Fleming c	0-0	0-0	0-0	1	0	0	0	1	0	7	
Morris g	2-15	0-8	1-2	6	0	5	1	0	0	0	28
Ware g	3-7	0-2	0-0	2	6	4	0	0	1	24	
Phelps f	1-3	0-0	0-0	2	2	2	0	1	0	1	16
Plater f	2-6	0-4	0-2	2	1	4	1	2	0	1	11
Lazdaszkas f	0-1	0-0	0-0	1	3	0	1	1	0	1	7
Clady f	0-1	0-1	1-2	1	1	1	0	1	0	1	9
Freeman f	0-0	0-0	0-0	3	3	0	0	1	2	1	11
Gilling f	4-14	4-14	0-0	1	2	12	1	0	0	0	23
Williams f	3-7	1-5	0-0	5	4	7	0	0	0	0	11
TEAM											
Totals	23-73	5-36	4-10	37	21	55	14	9	3	7	200

FG%	1st Half: 13-34 38.2%	2nd Half: 10-39 25.6%	Game: 31.5%
3-Pt. FG%	1st Half: 3-15 20.0%	2nd Half: 2-21 9.5%	Game: 13.9%
F Throw %	1st Half: 1-4 25.0%	2nd Half: 3-6 50.0%	Game: 40.0%
Deadball Rebounds:	4		

HOME: Syracuse (9-0)


PLAYER	FG-FGA	3G-3GA	FT-FTA	R	PF	TP	A	TO	B	S	MP
Harris f	1-5	0-0	3-6	6	1	5	2	0	0	0	26
Ongenaet f	0-1	0-0	2-2	5	3	2	1				

2008-09 GAME SUMMARIES

2003 NCAA Champions • 31 NCAA Tournaments • 12 NIT Tournaments • 8 BIG EAST Championships • 5 BIG EAST Tournament Titles

10 DEC. 15, 2008 • CARRIER DOME SYRACUSE, NY

CLEVELAND ST. 72
11/11 SYRACUSE 69



SYRACUSE, NY -- 11/11 Syracuse had its nine-game winning streak snapped by a last-second, three-quarter court shot by Cleveland State's Cedric Jackson, that gave the Vikings a 72-69 victory. The game featured 16 score ties and 15 lead changes.

"We're not going to dwell on this. We'll learn from our mistakes tonight and we'll try and come out more aggressive every time."

- Rick Jackson

The two clubs played even during the first 20 minute period. Neither team managed a lead greater than four points prior to the intermission.

The Orange trailed by four points twice in the last two minutes of the first half. Junior Eric Devendorf's layup followed by a dunk from sophomore Rick Jackson tied the score, 30-30, before the teams headed to the locker rooms.

An 8-2 Syracuse run early in the second period, that was started by three straight points from junior Paul Harris, gave the Orange a six-point advantage, 44-38. However, the Vikings fought back and took the lead after a three-pointer from Jeremy Montgomery with 8:24 to go.

The advantage changed hands three more times before the Vikings built up a five-point gap, 69-64, with less than 30 seconds to go. Sophomore Jonny Flynn nailed a trifecta to bring the Orange within two. After a Viking turnover, junior Arinze Onuaku turned an offensive rebound into a layup to tie the game for the 16th time, 69-69.

With 2.2 ticks left on the clock, Jackson heaved the ball across court for the winning basket.

Devendorf led SU with 17 points, while Flynn had 16 points and a team-leading five assists. Harris turned in his fourth double-double performance of the season with 11 points and 10 rebounds and Onuaku had seven boards and four blocked shots.

VISITORS: Cleveland State (7-4)

PLAYER	FG-FGA	3G-3GA	FT-FTA	R	PF	TP	A	TO	B	S	MP
Brown	f 3-5	0-0	0-0	2	3	6	5	3	0	1	34
Bullock	f 8-21	1-5	1-2	5	1	18	3	1	0	1	36
Moore	c 3-6	0-0	0-1	3	2	6	0	0	3	1	25
Jackson	g 4-13	1-5	4-4	4	4	13	5	2	0	3	35
Cole	g 7-15	2-6	0-0	5	1	16	6	2	0	2	35
Montgomery	3-4	1-2	0-0	1	2	7	1	1	0	1	16
Tandy	2-4	0-0	2-2	8	2	6	2	0	0	0	19
TEAM	6										
Totals	30-68	5-18	7-9	34	15	72	22	9	3	9	200

FG%	1st Half: 12-37 32.4%	2nd Half: 18-31 58.1%	Game: 44.1%
3-Pt. FG%	1st Half: 0-7 0.0%	2nd Half: 5-11 45.5%	Game: 27.8%
F Throw %	1st Half: 6-7 85.7%	2nd Half: 1-2 50.0%	Game: 77.8%

Deadball Rebounds: 1

HOME: Syracuse (9-1)

PLAYER	FG-FGA	3G-3GA	FT-FTA	R	PF	TP	A	TO	B	S	MP
Harris	f 3-7	0-0	5-7	10	2	11	3	2	0	0	37
Ongenaet	f 3-4	0-1	1-2	4	4	7	1	3	0	1	20
Onuaku	c 5-8	0-0	1-2	7	2	11	2	2	4	1	31
Flynn	g 7-8	1-1	1-2	4	0	13	5	4	0	4	35
Devendorf	g 6-15	5-10	0-0	0	3	17	3	3	1	0	37
Jackson	3-5	0-0	0-0	2	1	6	1	0	1	0	10
Rautins	0-3	0-3	1-3	2	1	1	3	2	0	0	21
Joseph	0-0	0-0	0-2	0	0	0	0	0	1	1	9
TEAM	4										
Totals	27-50	6-15	9-18	33	13	69	18	16	7	7	200

FG%	1st Half: 12-23 52.2%	2nd Half: 15-27 55.6%	Game: 54.0%
3-Pt. FG%	1st Half: 2-6 33.3%	2nd Half: 4-9 44.4%	Game: 40.0%
F Throw %	1st Half: 4-7 57.1%	2nd Half: 5-11 45.5%	Game: 50.0%

Deadball Rebounds: 4

Officials: Brian O'Connell, Tim Clougherty, Tony Crisp
Technical fouls: Cleveland State - None, Syracuse - One.
Attendance: 15,416

Score by Periods	1st	2nd	Total
Cleveland State	30	42	72
Syracuse	30	39	69

11 DEC. 17, 2008 • CARRIER DOME SYRACUSE, NY

11/11 SYRACUSE 82
CANISIUS 60



SYRACUSE, NY -- Sophomore Rick Jackson recorded a career-high 14 points and pulled down eight rebounds as 11/11 Syracuse (10-1) recorded an 82-60 victory against Canisius. Head coach Jim Boeheim earned his 781st collegiate victory to secure ninth place among Division I Head Coaches.

"I think we were better. We didn't turn the ball over as much. We had a couple of bad ones, but that's something we can correct."

- Coach Boeheim

Canisius jumped out on an 8-2 run to start the game, before the Orange tied it up 8-8 with two points each from sophomores Jonny Flynn and Rick Jackson and senior Kristof Ongenaet. SU didn't grab the lead until eight minutes in after junior Paul Harris and freshman Kris Joseph combined for six-straight points.

The Orange closed out the first half on a 12-3 scoring run courtesy of nine points from Flynn and junior Arinze Onuaku.

SU extended its run to 19 points in the first two minutes of the second period capped off by a Jackson dunk. The Golden Griffins would fight to within 11 points on two separate occasions, but it was the closest they would come to overtaking the Orange for the remainder of the game.

By the 12:48 mark, Syracuse had built its lead to 21 points and maintained at least a 15-point advantage. The final five minutes of the game were spent at the free throw line as the two clubs made combined nine trips to the line.

Harris was second on the team with 13 points and recorded his fifth double-double of the season and 24th of his career with 11 boards. Onuaku, who had nine rebounds, and Flynn each added 12 points and Devendorf rounded out the SU leaders with 10 points.

VISITORS: Canisius (3-7)

PLAYER	FG-FGA	3G-3GA	FT-FTA	R	PF	TP	A	TO	B	S	MP
Frazier	f 4-11	1-5	1-2	6	5	10	0	1	2	0	30
Vazquez	f 2-8	0-0	0-0	9	4	4	0	1	0	1	37
Simmons											
Gadley	c 0-3	0-1	0-0	1	3	0	0	1	1	0	13
Turner	g 7-19	1-3	3-7	5	2	18	6	3	0	1	40
Coles	g 6-19	2-5	3-7	7	2	17	1	2	1	1	40
Logins	2-6	0-2	0-0	2	3	4	0	1	0	0	12
Chance	1-4	0-2	2-2	3	0	4	1	0	0	2	10
Johnson	1-3	0-0	1-2	0	2	3	0	1	0	0	14
Hawkins	0-0	0-0	0-0	1	3	0	0	0	0	0	4
TEAM	6										
Totals	23-73	4-22	10-20	40	24	60	8	10	4	5	200

FG%	1st Half: 14-37 37.8%	2nd Half: 9-36 25.0%	Game: 31.5%
3-Pt. FG%	1st Half: 2-10 20.0%	2nd Half: 1-12 8.3%	Game: 18.2%
F Throw %	1st Half: 3-8 37.5%	2nd Half: 7-12 58.3%	Game: 50.0%

Deadball Rebounds: 7

HOME: Syracuse (10-1)

PLAYER	FG-FGA	3G-3GA	FT-FTA	R	PF	TP	A	TO	B	S	MP
Harris	f 4-12	0-1	5-5	11	2	13	3	0	0	0	24
Ongenaet	f 0-2	0-0	3-5	5	0	3	0	0	0	0	10
Onuaku	c 5-8	0-0	2-2	9	1	12	1	0	3	1	27
Flynn	g 3-10	0-4	6-8	3	1	12	3	1	0	1	28
Devendorf	g 3-5	0-2	4-4	1	2	10	4	6	2	1	33
Jackson	7-9	0-0	1-1	8	2	14	0	3	3	0	21
Rautins	2-6	1-5	1-3	4	4	6	1	0	0	0	23
Thomas	0-0	0-0	0-0	0	0	0	0	0	0	0	2
Jones	3-5	2-4	0-0	2	2	8	2	1	1	0	15
Joseph	1-3	0-1	2-4	4	1	4	1	1	0	1	17
TEAM	3										
Totals	27-50	6-15	9-18	33	13	69	18	16	7	7	200

FG%	1st Half: 14-37 37.8%	2nd Half: 14-23 60.9%	Game: 46.7%
3-Pt. FG%	1st Half: 2-10 20.0%	2nd Half: 1-7 14.3%	Game: 17.6%
F Throw %	1st Half: 13-16 81.3%	2nd Half: 10-16 62.5%	Game: 71.9%

Deadball Rebounds: 4

Officials: John Cahill, Gary Prager, John Gaffney
Technical fouls: Canisius - None, Syracuse - One.
Attendance: 16,262

Score by Periods	1st	2nd	Total
Canisius	34	26	60
Syracuse	43	39	82

12 DEC. 20, 2008 • CARRIER DOME SYRACUSE, NY

11/11 SYRACUSE 72
23/21 MEMPHIS 65



SYRACUSE, NY -- The 11/11 Orange toppled its third nationally-ranked opponent this season with a 72-65 victory against 23/21 Memphis on the road. Sophomore Jonny Flynn led the Orange with 24 points and six assists.

"We wanted them to beat us with the 3-point shot. They're a great penetrating team. That's something we didn't want them to do. If they would have beat us with the 3-point shot, we would've just congratulated them."

- Jonny Flynn

Despite Flynn opening the game with a basket for the Orange, the Tigers answered with a three-pointer which sparked a 16-4 run and put the hosts up by 10, 16-6, less than eight minutes into the first half.

The Orange narrowed the gap to 21-18 by the 8:12 mark after sophomore Kris Joseph tallied a dunk, junior Paul Harris nailed a jumper and Flynn grabbed a steal for the layup.

The Tigers bumped the score up to 27-20, but SU furnished an 8-2 run to bring the Orange within a point, 29-28. Junior Arinze Onuaku tied the score, 33-33, with a dunk with two minutes to break, and secured the lead before halftime with a layup.

Memphis tied the score to open the second half with consecutive free throws from Pierre Henderson-Niles, but the Orange had built up an eight-point lead with 14 minutes to play.

The Tigers answered with a 14-5 run, giving them their first lead of the half, 53-52. However, it didn't deter the Orange who stole the lead right back and maintained it for the remainder of the game.

Leading 66-62, SU closed the game with six-straight points from the free throw line to take home the win. Harris finished the game with a team-high eight boards and added 15 points, while Jackson had a career-high tying 14 points and pulled down seven rebounds.

VISITORS: Syracuse (11-1)

PLAYER	FG-FGA	3G-3GA	FT-FTA	R	PF	TP	A	TO	B	S	MP
Jackson	f 7-12	0-0	0-1	7	1	14	1	0	2	1	28
Harris	f 4-9	1-1	6-9	8	4	15	3	4	0	1	37
Onuaku	f 2-4	0-0	0-4	5	4	4	0	1	0	0	30
Rautins	g 3-9	2-5	1-2	4	1	9	2	2	0	3	38
Flynn	g 9-17	2-5	4-6	4	1	24	6	5	0	3	40
Jones	0-2	0-2	0-0	0	1	0	0	0	0	0	2
Ongenaet	0-0	0-0	0-0	0	0	0	0	0	0	0	0
Joseph	2-4	1-1	1-4	2	0	6	0	2	1	2	25
TEAM	6										
Totals	27-57	6-14	12-26	36	12	72	12	15	3	10	200

FG%	1st Half: 15-30 50.0%	2nd Half: 12-27 44.4%	Game: 47.4%
3-Pt. FG%	1st Half: 4-10 40.0%	2nd Half: 2-4 50.0%	Game: 42.9%
F Throw %	1st Half: 1-5 20.0%	2nd Half: 11-21 52.4%	Game: 46.2%

Deadball Rebounds: 10,1

HOME: Memphis (6-3)

PLAYER	FG-FGA	3G-3GA	FT-FTA	R	PF	TP	A	TO	B	S	MP
Dozier	f 2-4	0-0	1-2	8	4	5	3	2	3	1	23
Henderson-	f 5-9	0-0	2-2	5	2	12	0	1	0	0	23
Niles											
Anderson	g 0-5	0-4	4-4	4	4	4	6	5	1	0	32
Witherspoon	g 3-6	1-3	0-0	2	0	7	0	4	0	0	18
Evans	g 2-9	0-5	1-2	5	2	5	2	6	2	0	29
Taggart	4-13	0-3	1-1	13	2	9	1	2	0	0	23
Kemp	0-2	0-2	0-0	1	1	0	1	0	0	0	7
Sallee	4-7	4-6	0-0	1	4	2	0	0	2	2	15
Simpkins	1-2	0-0	0-1	0	1	0	0	0	0	0	5
Mack	3-13	2-10	1-1	3	1	9	3	0	0	1	25
TEAM	3										
Totals	24-70	7-33	10-13	45	20	65	16	20	8	6	200

FG%	1st Half: 13-35 37.1%	2nd Half: 11-35 31.4%	Game: 34.3%
3-Pt. FG%	1st Half: 1-15 6.7%	2nd Half: 6-18 33.3%	Game: 21.2%
F Throw %	1st Half: 6-7 85.7%	2nd Half: 4-6 66.7%	Game: 76.9%

Deadball Rebounds: 1

Officials: Curtis Shaw, Jim Burr, John Higgins
Technical fouls: Syracuse - None, Memphis - None
Attendance: 17,091

Score by Periods	1st	2nd	Total
Syracuse	35	37	72
Memphis	33	32	65




2008-09 GAME SUMMARIES

2003 NCAA Champions • 31 NCAA Tournaments • 12 NIT Tournaments • 8 BIG EAST Championships • 5 BIG EAST Tournament Titles

16 JAN. 7, 2009 • CARRIER DOME
SYRACUSE, NY

11/9 SYRACUSE 85
DEPAUL 68



SYRACUSE, NY -- #11/9 Syracuse improved to 3-0 in BIG EAST play after recording a 85-68 win against DePaul. A crowd of 17,296 Orange fans gathered in the Carrier Dome for the team's sixth-straight victory.

"We have been playing good in the first half. We just have to come out in the second half and keep it going to that we can build our lead and be comfortable."
- Arinze Onuaku

Junior forward **Paul Harris** became the 50th member of the Syracuse program to amass 1,000 career points. He had 14 points on the night.

DePaul went basket-for-basket with the Orange for the first five minutes of the game. The score was tied three times before free throws from sophomore **Rick Jackson** and junior **Jonny Flynn** gave SU the lead, 11-8.

Syracuse was up 13-8 when the Orange began a 9-3 scoring run, capped off by a behind-the-back pass from Flynn to Jackson for a dunk, bringing the score to 22-13 with less than 10 to play.

The Blue Demons came within five, but seven-straight SU points put the team up 29-17. The Orange headed to the locker room after a 13-5 run to lead 47-31.

The Orange didn't score until almost the 17 minute mark of the second half after a trifecta from junior **Andy Rautins**. With the score 50-35, the Blue Demons posted the next six points to cut the Orange lead to 13.

SU built itself back up to 19 point lead, 62-43, before the two teams traded baskets for the next few minutes. A dunk from junior **Arinze Onuaku** with 6:12 to play gave the Orange its largest lead of the game, 78-56. DePaul went on to close the game with a 12-7 run.

SU's 15-1 start is the best since 2004-05 when the team won the first 15 of 16 games.

VISITORS: DePaul (8-8, 0-3)

PLAYER	FG-FGA	3G-3GA	FT-FTA	R	PF	TP	A	TO	B	S	MP
Tucker	f 8-19	2-7	0-0	4	2	18	1	3	0	0	26
Hill	f 4-9	0-2	2-5	9	1	10	1	0	4	2	28
Koshwal	c 4-14	0-0	4-9	13	4	12	1	4	1	3	34
Currie	g 1-3	1-2	0-0	2	3	0	3	0	0	0	14
Walker	g 5-12	3-6	0-0	5	1	13	0	1	0	2	30
Bizonukas	0-1	0-0	0-2	1	2	0	2	1	1	0	10
Stula	1-2	0-1	1-1	1	1	3	1	1	0	1	11
Kelly	1-1	0-0	0-0	2	1	2	6	0	0	1	29
Posic	2-3	0-0	0-0	1	2	4	1	0	1	0	10
Faber	1-2	0-0	0-0	0	1	2	0	0	0	0	6
Obi	0-0	0-0	1-2	1	0	1	0	0	0	0	2
TEAM											
Totals	27-66	6-18	8-19	39	17	68	13	13	6	10	200
FG%	1st Half: 12-33 36.4%	2nd Half: 15-33 45.5%	Game: 40.9%								
3-Pt. FG%	1st Half: 4-11 36.4%	2nd Half: 2-7 28.6%	Game: 33.3%								
F Throw %	1st Half: 3-5 60.0%	2nd Half: 5-14 35.7%	Game: 42.1%								
Deadball Rebounds:	4										

HOME: Syracuse (15-1, 3-0)


PLAYER	FG-FGA	3G-3GA	FT-FTA	R	PF	TP	A	TO	B	S	MP
Jackson	f 5-6	0-0	1-2	6	2	11	3	2	2	1	20
Harris	f 6-12	0-0	2-4	9	2	14	1	1	4	1	32
Onuaku	c 7-11	0-0	0-2	12	4	14	1	2	1	0	26
Rautins	g 6-11	5-10	0-0	2	2	17	6	3	0	1	32
Flynn	g 3-11	0-2	6-7	4	2	12	8	3	0	2	34
Thomas	0-0	0-0	0-0	0	0	0	0	0	0	0	1
Jones	0-1	0-1	0-0	0	0	0	0	0	0	0	2
Presutti	0-0	0-0	0-0	0	0	0	0	0	0	0	1
Ongenaet	1-3	0-0	0-0	3	2	2	0	0	0	0	5
Devendorf	5-11	3-3	0-0	1	0	13	1	1	0	0	30
Reese	0-0	0-0	0-0	0	0	0	0	0	0	0	1
Joseph	0-3	0-0	2-4	5	2	2	0	2	0	1	15
Williams	0-1	0-0	0-0	0	0	0	0	0	0	0	1
TEAM											
Totals	33-70	8-16	11-19	48	16	85	20	14	7	6	200
FG%	1st Half: 16-36 44.4%	2nd Half: 17-34 50.0%	Game: 47.1%								
3-Pt. FG%	1st Half: 4-8 50.0%	2nd Half: 4-8 50.0%	Game: 50.0%								
F Throw %	1st Half: 11-16 68.8%	2nd Half: 0-3 0.0%	Game: 57.0%								
Deadball Rebounds:	4										

Officials: Bob Donato, Ed Hightower, Wally Rutecki
Technical fouls: DePaul - None, Syracuse - None
Attendance: 17,296

Score by Periods	1st	2nd	Total
DePaul	31	37	68
Syracuse	47	38	85

17 JAN. 10, 2009 • RAC
PISCATAWAY, N.J.

11/9 SYRACUSE 82
RUTGERS 66



PISCATAWAY, NJ -- #11/9 Syracuse used a solid second half to record its seventh-straight win with an 82-66 victory at Rutgers. Junior **Paul Harris** contributed 26 points to help keep the Orange undefeated in BIG EAST Conference play.

"I think that's what defense are going to be doing now. Just making sure we don't get good looks at the basket. We just have to be prepared for that."
- Andy Rautins

The Scarlet Knights got off to an 11-6 lead and maintained control of the game for the first eight minutes. A basket from freshman **Kris Joseph** gave SU its first lead of the contest, 18-17.

Rutgers took the lead right back after a 10-2 run and took a seven-point advantage, 27-20. Syracuse answered with an 8-2 scoring run to come within a point of tying the game, 29-28.

During the final four minutes of the half, SU tied the game three times before securing a lead it would maintain for the remainder of the game with 28 seconds before the buzzer. The Orange held a 39-38 edge at the break.

Syracuse opened the second half on a 9-3 run to give them a seven-point advantage less than five minutes in. Despite Rutgers working to within four points of overtaking the lead, a 10-4 run kept the Orange out of the Scarlet Knights reach. SU led, 69-57, with about seven minutes to play.

By the five-minute mark, Syracuse was up by 14 points. SU scored 17 of the last 26 points of the game.

Sophomore guard **Jonny Flynn** had 15 points and nine assists without committing a turnover. A second-half dunk of his was the *ESPN Sportscenter* "Play of the Day."

The triumph was win number 787 for Coach **Jim Boheim**. He advanced into eighth on the all-time Division I victory ledger.

VISITORS: Syracuse (16-1, 4-0)

PLAYER	FG-FGA	3G-3GA	FT-FTA	R	PF	TP	A	TO	B	S	MP
Jackson	f 1-5	0-0	0-0	5	3	2	0	0	0	0	18
Harris	f 11-13	0-0	4-6	6	2	26	1	3	0	1	36
Onuaku	f 8-9	0-0	3-6	5	5	19	0	2	1	0	31
Rautins	g 1-4	1-4	0-0	3	4	3	0	1	0	0	28
Flynn	g 5-12	1-1	4-6	7	2	15	9	0	0	0	40
Devendorf	6-9	0-1	3-4	0	2	15	2	1	1	1	36
Joseph	1-2	0-0	0-0	2	2	0	0	0	0	1	11
TEAM											
Totals	33-54	2-6	14-22	28	20	82	12	8	2	3	200
FG%	1st Half: 17-31 54.8%	2nd Half: 16-23 69.6%	Game: 61.1%								
3-Pt. FG%	1st Half: 2-4 50.0%	2nd Half: 0-2 0.0%	Game: 33.3%								
F Throw %	1st Half: 3-3 100.0%	2nd Half: 11-19 57.9%	Game: 63.6%								
Deadball Rebounds:	4:1										

HOME: Rutgers (9-8, 0-4)


PLAYER	FG-FGA	3G-3GA	FT-FTA	R	PF	TP	A	TO	B	S	MP
Echenique	f 4-6	0-0	2-4	8	3	10	1	1	2	2	28
Ndiaye	c 1-3	0-0	5-8	6	4	7	0	3	1	1	26
Chandler	g 3-10	1-5	2-4	7	4	9	2	3	2	0	28
Farmer	g 5-8	1-3	6-7	3	0	17	3	0	0	0	35
Rosario	g 6-22	3-15	0-0	2	1	15	2	1	0	0	36
Pettis	1-2	0-0	0-0	1	2	2	2	1	0	1	12
Inman	3-6	0-0	0-0	6	2	6	0	1	0	0	24
Jackson	0-1	0-1	0-0	0	0	0	0	0	0	0	2
Coburn	0-0	0-0	0-0	0	1	0	1	1	0	0	7
Griffin	0-0	0-0	0-0	0	1	0	0	0	0	0	2
TEAM											
Totals	23-58	5-24	15-23	34	19	66	11	5	4	200	
FG%	1st Half: 15-30 50.0%	2nd Half: 8-28 28.6%	Game: 39.7%								
3-Pt. FG%	1st Half: 3-11 27.3%	2nd Half: 2-13 15.4%	Game: 20.8%								
F Throw %	1st Half: 5-11 45.5%	2nd Half: 10-12 83.3%	Game: 65.2%								
Deadball Rebounds:	5										

Officials: Tim Higgins, William Bush, Jeff Clark
Technical fouls: Syracuse - One, Rutgers - One
Attendance: 8,079

Score by Periods	1st	2nd	Total
Syracuse	39	43	82
Rutgers	38	28	66

18 JAN. 14, 2009 • VERIZON CENTER
WASHINGTON, D.C.

13/12 GEORGETOWN 88
8/8 SYRACUSE 74



WASHINGTON, D.C. -- It was a tough night for the #8/8 Orange as #13/12 Georgetown snapped Syracuse's seven-game winning streak, 88-74. Despite a strong second-half effort, the Orange was unable to overcome its long-time conference rival.

"We just didn't play defense the way we've been playing defense all year. It's not what defense we played; it's how we played it."
- Coach Boeheim

Georgetown was up 10-2 four minutes into the game. It was midpoint of the first half, with the Orange trailing by only two when the Hoyas took control.

GU went on a 21-4 run to take a 37-18 lead by the 4:26 mark. Sophomore Jonny Flynn tallied a three pointer and junior Paul Harris nailed a charity bucket, but SU was unable to stop the run.

Two minutes later and down 47-26, the Orange was facing the largest deficit it had seen this season. SU scored six more points to GU's three to close the first half.

Syracuse tallied the first eight points of the second period, four each from sophomore Rick Jackson and Harris. A Hoya trey failed to slow the Orange as an unanswered five more points cut the Georgetown advantage to only eight.

Another Summers three-pointer served to slow the Orange and put the Hoyas back into a double-digit lead. Minutes later, the Hoyas had their largest lead of the second half, 67-49, after a 9-4 run.

Syracuse came within 11 with 5:27 remaining, 77-66, but it was the closest the Orange would come to for the remainder of the game.

Jackson recorded a career-high 17 points at GU, while Harris had his 25th career double-double.

VISITORS: Syracuse (16-2, 4-1)

PLAYER	FG-FGA	3G-3GA	FT-FTA	R	PF	TP	A	TO	B	S	MP
Jackson	f 8-10	0-0	1-8	7	2	17	1	4	1	2	26
Harris	f 5-12	0-2	5-6	12	15	1	2	2	2	2	37
Onuaku	c 3-6	0-0	0-2	11	3	6	1	2	1	1	30
Rautins	g 0-3	0-2	0-0	1	0	0	0	1	1	0	9
Flynn	g 6-14	2-5	0-1	1	1	14	9	2	0	1	37
Presutti	0-0	0-0	0-0	0	0	0	0	0	0	0	1
Ongenaet	0-0	0-0	2-2	1	3	2	1	0	0	0	10
Devendorf	7-15	4-7	2-4	0	4	20	1	2	0	0	35
Reese	0-0	0-0	0-0	0	0	0	0	0	0	0	1
Joseph	0-1	0-0	0-0	2	0	0	2	1	0	1	14
TEAM											
Totals	29-61	6-16	10-23	33	17	74	14	15	6	6	200
FG%	1st Half: 12-31 38.7%	2nd Half: 17-30 56.7%	Game: 47.5%								
3-Pt. FG%	1st Half: 3-8 37.5%	2nd Half: 3-8 37.5%	Game: 37.5%								
F Throw %	1st Half: 5-11 45.5%	2nd Half: 5-12 41.7%	Game: 43.5%								
Deadball Rebounds:	7										

HOME: Georgetown (12-3, 2-2)

PLAYER	FG-FGA	3G-3GA	FT-FTA	R	PF	TP	A	TO	B	S	MP
Summers	f 7-13	2-5	5-8	4	3	21	3	3	3	1	34
Monroe	f 3-8	0-0	4-4	7	3	10	6	3	2	0	28
Wright	g 3-4	1-2	0-0	1	3	7	1	0	0	1	27
Freeman	g 7-10	4-5	1-2	3	1	19	3	2	0	0	35
Sapp	g 1-4	0-2	0-0	3	1	2	1	2	0	3	19</

Syracuse (17-1, 4-1 BIG EAST)
Syracuse Combined Team Statistics (as of Jan 15, 2009)
All games

RECORD:	OVERALL	HOME	AWAY	NEUTRAL
ALL GAMES	16-2	11-1	3-1	2-0
CONFERENCE	4-1	2-0	2-1	0-0
NON-CONFERENCE	12-1	9-1	1-0	2-0

#	Player	gp-gs	min	avg	Total		3-Point		F-Throw		Rebounds				pf dq		a to blk stl			pts avg		
					fg-fga	fg%	3fg-fga	3fg%	ft-fta	ft%	off	def	tot	avg	pf	dq	a	to	blk	stl	pts	avg
10	FLYNN, Jonny	18-18	625	34.7	95-193	.492	22-61	.361	81-112	.723	6	46	52	2.9	21	0	103	56	2	27	293	16.3
23	DEVENDORF, Eric	16-11	488	30.5	79-165	.479	27-69	.391	44-56	.786	5	13	18	1.1	32	0	48	48	4	15	229	14.3
11	HARRIS, Paul	17-17	514	30.2	83-155	.535	2-17	.118	67-94	.713	44	100	144	8.5	29	0	36	35	14	13	235	13.8
21	ONUAKU, Arinze	18-18	495	27.5	97-139	.698	0-0	.000	28-70	.400	55	89	144	8.0	42	1	11	28	29	11	222	12.3
01	RAUTINS, Andy	18-7	487	27.1	58-150	.387	50-128	.391	24-36	.667	6	50	56	3.1	28	0	62	34	1	25	190	10.6
00	JACKSON, Rick	18-7	313	17.4	57-92	.620	0-0	.000	16-29	.552	36	67	103	5.7	33	0	19	27	29	15	130	7.2
32	JOSEPH, Kris	18-1	341	18.9	30-70	.429	3-16	.188	18-39	.462	19	39	58	3.2	22	0	15	25	8	23	81	4.5
03	JONES, Mookie	9-0	89	9.9	14-31	.452	7-22	.318	2-3	.667	1	11	12	1.3	13	0	4	4	2	5	37	4.1
12	ONGENAET, Kristof	17-11	216	12.7	9-33	.273	0-4	.000	14-26	.538	22	45	67	3.9	32	0	16	17	6	8	32	1.9
24	REESE, Brandon	7-0	15	2.1	1-5	.200	0-2	.000	2-3	.667	1	1	2	0.3	0	0	5	1	0	1	4	0.6
05	PRESUTTI, Jake	7-0	10	1.4	1-3	.333	1-3	.333	0-0	.000	1	0	1	0.1	0	0	1	1	0	0	3	0.4
02	THOMAS, Justin	5-0	14	2.8	0-0	.000	0-0	.000	0-0	.000	0	0	0	0.0	1	0	0	2	0	0	0	0.0
45	WILLIAMS, Sean	6-0	18	3.0	0-1	.000	0-0	.000	0-0	.000	0	3	3	0.5	4	0	1	2	0	0	0	0.0
Team											25	42	67				2					
Total.....		18	3625		524-1037	.505	112-322	.348	296-468	.632	221	506	727	40.4	257	1	321	282	95	143	1456	80.9
Opponents.....		18	3625		473-1191	.397	119-427	.279	161-263	.612	254	377	631	35.1	373	12	276	252	68	148	1226	68.1

TEAM STATISTICS	SYR	OPP	Date	Opponent	Score	Att.	
SCORING	1456	1226	!	11/16/08	LE MOYNE	w 85-51	16755
Points per game	80.9	68.1	!	11/18/08	RICHMOND	w 76-71	16260
Scoring margin	+12.8	-		11/21/08	OAKLAND	w 86-66	18932
FIELD GOALS-ATT	524-1037	473-1191	@	11/24/08	vs Florida	w 89-83	14720
Field goal pct	.505	.397	@	11/25/08	vs Kansas	wot 89-81	16988
3 POINT FG-ATT	112-322	119-427		11/28/08	VIRGINIA	w 73-70	22096
Field goal pct	.348	.279		12/1/08	COLGATE	w 86-51	18422
3-point FG pct	.348	.279		12/3/08	CORNELL	w 88-78	18859
3-pt FG made per game	6.2	6.6		12/13/08	LONG BEACH STATE	w 79-55	17244
FREE THROWS-ATT	296-468	161-263		12/15/08	CLEVELAND STATE	L 69-72	15416
Free throw pct	.632	.612		12/17/08	CANISIUS	w 82-60	16262
F-Throws made per game	16.4	8.9		12/20/08	at Memphis	w 72-65	17091
REBOUNDS	727	631		12/22/08	COPPIN STATE	w 82-71	17244
Rebounds per game	40.4	35.1	*	12/30/08	SETON HALL	w 100-76	23152
Rebounding margin	+5.3	-	*	1/2/09	at USF	w 59-54	8350
ASSISTS	321	276	*	1/7/09	DEPAUL	w 85-68	17296
Assists per game	17.8	15.3	*	1/10/09	at Rutgers	w 82-66	8079
TURNOVERS	282	252	*	01/14/09	at Georgetown	L 74-88	19227
Turnovers per game	15.7	14.0					
Turnover margin	-1.7	-					
Assist/turnover ratio	1.1	1.1					
STEALS	143	148					
Steals per game	7.9	8.2					
BLOCKS	95	68					
Blocks per game	5.3	3.8					
ATTENDANCE	217938	84455					
Home games-Avg/Game	12-18162	4-13187					
Neutral site-Avg/Game	-	2-15854					

! = O'Reilly Auto Parts CBE Classic (Syracuse, NY)
 @ = O'Reilly Auto Parts CBE Classic (Kansas City, MO)
 * = Conference game

Score by Periods	1st	2nd	OT	Totals
Syracuse	692	747	17	1456
Opponents	591	626	9	1226

Syracuse (17-1, 4-1 BIG EAST)
Syracuse Combined Team Statistics (as of Jan 15, 2009)
Conference games

RECORD:	OVERALL	HOME	AWAY	NEUTRAL
ALL GAMES	4-1	2-0	2-1	0-0
CONFERENCE	4-1	2-0	2-1	0-0
NON-CONFERENCE	0-0	0-0	0-0	0-0

#	Player	gp-gs	min	avg	Total		3-Point		F-Throw		Rebounds				Other				pts	avg		
					fg-fga	fg%	3fg-fga	3fg%	ft-fta	ft%	off	def	tot	avg	pf	dq	a	to			blk	stl
23	DEVENDORF, Eric	5-0	147	29.4	29-56	.518	10-18	.556	8-11	.727	3	3	6	1.2	8	0	11	11	1	3	76	15.2
11	HARRIS, Paul	4-4	116	29.0	22-37	.595	0-2	.000	14-20	.700	10	19	29	7.3	6	0	4	5	6	4	58	14.5
10	FLYNN, Jonny	5-5	173	34.6	24-55	.436	4-12	.333	14-21	.667	3	16	19	3.8	5	0	34	13	0	4	66	13.2
21	ONUAKU, Arinze	5-5	146	29.2	29-48	.604	0-0	.000	5-20	.250	22	23	45	9.0	15	1	3	12	5	3	63	12.6
01	RAUTINS, Andy	5-5	136	27.2	20-40	.500	17-34	.500	3-3	1.000	4	12	16	3.2	11	0	13	10	1	5	60	12.0
00	JACKSON, Rick	5-5	96	19.2	21-30	.700	0-0	.000	6-16	.375	9	20	29	5.8	13	0	7	7	7	4	48	9.6
32	JOSEPH, Kris	5-1	97	19.4	4-16	.250	0-1	.000	8-13	.615	7	9	16	3.2	8	0	2	7	2	4	16	3.2
03	JONES, Mookie	2-0	14	7.0	2-4	.500	1-3	.333	0-1	.000	0	2	2	1.0	4	0	1	2	0	1	5	2.5
12	ONGENAET, Kristof	4-0	58	14.5	3-12	.250	0-0	.000	2-3	.667	5	12	17	4.3	9	0	4	3	1	1	8	2.0
05	PRESUTTI, Jake	3-0	4	1.3	0-1	.000	0-1	.000	0-0	.000	0	0	0	0.0	0	0	0	1	0	0	0	0.0
24	REESE, Brandon	3-0	6	2.0	0-2	.000	0-1	.000	0-0	.000	0	0	0	0.0	0	0	1	0	0	1	0	0.0
02	THOMAS, Justin	2-0	2	1.0	0-0	.000	0-0	.000	0-0	.000	0	0	0	0.0	0	0	0	0	0	0	0	0.0
45	WILLIAMS, Sean	2-0	5	2.5	0-1	.000	0-0	.000	0-0	.000	0	0	0	0.0	1	0	0	1	0	0	0	0.0
Team											8	10	18									
Total.....		5	1000		154-302	.510	32-72	.444	60-108	.556	71	126	197	39.4	80	1	80	72	23	30	400	80.0
Opponents.....		5	1000		131-310	.423	29-113	.257	61-96	.635	68	101	169	33.8	93	1	75	63	21	42	352	70.4

TEAM STATISTICS	SYR	OPP	Date	Opponent	Score	Att.
SCORING	400	352	* 12/30/08	SETON HALL	w 100-76	23152
Points per game	80.0	70.4	* 1/2/09	at USF	w 59-54	8350
Scoring margin	+9.6	-	* 1/7/09	DEPAUL	w 85-68	17296
FIELD GOALS-ATT	154-302	131-310	* 1/10/09	at Rutgers	w 82-66	8079
Field goal pct	.510	.423	* 01/14/09	at Georgetown	L 74-88	19227
3 POINT FG-ATT	32-72	29-113	! = O'Reilly Auto Parts CBE Classic (Syracuse, NY)			
3-point FG pct	.444	.257	@ = O'Reilly Auto Parts CBE Classic (Kansas City, MO)			
3-pt FG made per game	6.4	5.8	* = Conference game			
FREE THROWS-ATT	60-108	61-96				
Free throw pct	.556	.635				
F-Throws made per game	12.0	12.2				
REBOUNDS	197	169				
Rebounds per game	39.4	33.8				
Rebounding margin	+5.6	-				
ASSISTS	80	75				
Assists per game	16.0	15.0				
TURNOVERS	72	63				
Turnovers per game	14.4	12.6				
Turnover margin	-1.8	-				
Assist/turnover ratio	1.1	1.2				
STEALS	30	42				
Steals per game	6.0	8.4				
BLOCKS	23	21				
Blocks per game	4.6	4.2				
ATTENDANCE	40448	35656				
Home games-Avg/Game	2-20224	3-11885				
Neutral site-Avg/Game	-	0-0				

Score by Periods	1st	2nd	Totals
Syracuse	207	193	400
Opponents	173	179	352