

11/9 SYRACUSE (14-1, 2-0) VS DEPAUL (8-7, 0-2)

JANUARY 7, 2009 • CARRIER DOME • SYRACUSE, NY



Syracuse Radio Network
Matt Park
Matt Roe

ESPN
Dave Ryan
Bob Valvano

2008-09 SCHEDULE (14-1, 2-0)

November		
O'Reilly Auto Parts CBE Classic, Syracuse, NY		
16	LE MOYNE	W 85-51
18	RICHMOND	W 76-71
21	OAKLAND	W 86-66
O'Reilly Auto Parts CBE Classic, Kansas City, MO		
24	vs. #17/18 Florida	W, 89-83
25	vs. #22/23 Kansas	W, 89-81 OT
28	VIRGINIA	W, 73-70
December		
1	COLGATE	W, 86-51
3	CORNELL	W, 88-78
13	LONG BEACH STATE	W, 79-55
15	CLEVELAND STATE	L, 69-72
17	CANISIUS	W, 82-60
20	at #23/21 Memphis	W, 72-65
22	COPPIN STATE	W, 82-71
30	SETON HALL	W, 100-76
January		
2	at USF	W, 59-53
7	DePAUL	7:00 p.m.
10	at Rutgers	7:30 p.m.
14	at Georgetown	7:30 p.m.
17	NOTRE DAME	12:00 p.m.
19	at Pittsburgh	7:00 p.m.
25	LOUISVILLE	12:00 p.m.
28	at Providence	7:00 p.m.
February		
4	WEST VIRGINIA	7:00 p.m.
7	at Villanova	12:00 p.m.
11	at Connecticut	7:00 p.m.
14	GEORGETOWN	12:00 p.m.
22	VILLANOVA	1:00 p.m.
24	at St. John's	7:30 p.m.
March		
1	CINCINNATI	2:00 p.m.
3	RUTGERS	9:00 p.m.
8	at Marquette	2:00 p.m.
BIG EAST Tournament, New York, NY		
10-14		

FIVE SU STORYLINES

1. Paul Harris is 12 points from 1,000 in his career.
2. Coach Boeheim in his 30th BIG EAST campaign.
3. Rautins hits a SU record-tying nine threes versus Coppin State.
4. SU beat consecutive ranked foes (Florida and Kansas) for the first time since 2006.
5. Orange overcame double-digit deficits in wins against Kansas, Virginia, Cornell and Memphis.

SYRACUSE WIN STREAK TO BE CHALLENGED BY DEPAUL

Syracuse's modest five-game winning streak will be put to the test when the Orange host DePaul on Wednesday, January 7, at the Carrier Dome. The Orange opened the campaign with nine straight wins before losing to Cleveland State on a three-quarter court buzzer beater. Since the defeat, the Orange have rattled off five straight.

SU's roster already reflects the bumps and bruised obtained during the BIG EAST Conference portion of the schedule. Junior forward Paul Harris missed the last outing at USF because of a hand injury suffered on December 30 versus Seton Hall. Junior guard Eric Devendorf obtained a hip pointer in the USF game. Both are expected to be ready for the DePaul contest.

Syracuse has a 5-4 edge in the all-time series with DePaul, including a 60-55 victory in the Dome last season.

DePaul enters the Orange encounter looking for its first league triumph of the campaign. The Blue Demons lost to Notre Dame (92-82) and at Providence (62-54).

Veteran coach Jerry Wainwright is in his fourth season at the DePaul helm. He has a 51-55 record with the Blue Demons. Sophomore forward Dar Tucker (19.6 ppg., 6.1 rpg.) and sophomore center Mac Koshwal (14.2 ppg., 11.2 rpg.) are two of the top threats for DePaul. Junior guard Will Walker (10.7 ppg.) gives the Blue Demons a third performer averaging in double digits.

S	VS.	DEPAUL
2008-09	Season	2008-09
14-1	W-L	8-7
9-1	Last 10	4-6
5-0	Last 5	2-3
81.0	PPG	68.9
66.9	OPP PPG	68.3
+14.1	Margin	+0.6
.504	FG %	.412
.386	FG % DEF	.415
.338	3PT %	.271
.264	3PT % DEF	.319
.646	FT %	.628
41.2	RPG	39.0
35.3	OPP RPG	38.5
+5.9	Margin	+0.5
18.3	Assists PG	11.3
16.3	Turnovers PG	12.1
5.3	Blocks PG	4.0
8.5	Steals PG	6.9

SYRACUSE ALPHABETICAL ROSTER

No.	Player	Pos.	Ht.	Wt.	Class	PPG	RPG
23	Eric Devendorf	G	6-4	180	Jr.	13.9	1.3
<i>Scored 11 unanswered points in the second half against Richmond</i>							
25	Kevin Drew	G	6-2	177	Fr.		
<i>Son of former SU player Bill Drew; also plans to play lacrosse at SU</i>							
10	Jonny Flynn	G	6-0	185	So.	16.8	2.7
<i>Led the team in scoring in first six games; last-second three-pointer sent Kansas game into overtime</i>							
11	Paul Harris	F	6-4	230	Jr.	12.9	8.4
<i>24th career double-double versus Canisius (13 points-11 rebounds); 12 points from 1,000 in his career</i>							
00	Rick Jackson	F	6-9	240	So.	6.7	5.7
<i>Averaging 10.5 ppg. and 6.0 rpg. in four games as a starter</i>							
3	Mookie Jones	F	6-6	210	Fr.	4.6	1.5
<i>Had a career-high nine points versus Colgate</i>							
32	Kris Joseph	F	6-7	220	Fr.	5.1	3.5
<i>Scored 10 points versus Florida; Eight boards against Seton Hall</i>							
12	Kristof Ongenaet	F	6-8	215	Sr.	1.9	4.2
<i>Started 26 straight games, including the first 11 of the 2008-09 campaign</i>							
21	Arinze Onuaku	F-C	6-9	275	Jr.	12.2	7.7
<i>Made 17 consecutive field goals until streak ended against Cleveland State</i>							
32	Jake Presutti	G	6-3	190	Gr.	0.6	0.2
<i>Walk-on who has already earned his undergraduate degree; Hit three-pointer against Colgate</i>							
1	Andy Rautins	G	6-5	205	Jr.	11.3	3.3
<i>Tied SU record with nine threes against Coppin State; Averaging 19.5 ppg. in four games as a starter</i>							
24	Brandon Reese	G	5-11	155	Fr.	0.8	0.4
<i>Walk-on tallies his first collegiate bucket in season-starter against Le Moyne</i>							
2	Justin Thomas	G	6-1	188	Sr.	0.0	0.0
<i>Walk-on; Saw first season action against Colgate</i>							
45	Sean Williams	C	6-11	240	So.	0.0	0.6
<i>Grabbed his first board of the campaign against Oakland</i>							



2008-09 SYRACUSE BASKETBALL

2003 NCAA Champions • 31 NCAA Tournaments • 12 NIT Tournaments • 8 BIG EAST Conference Championships • 5 BIG EAST Tournament Titles

IN-SEASON MEDIA SERVICES

Interview Opportunities

Postgame: The Syracuse lockerroom is open following Coach **Jim Boeheim's** postgame press conference.

Coach Boeheim: To contact Coach Boeheim, call the basketball office at (315) 443-2082. Outside of postgame interviews and specific media interview days, media should make arrangements with Coach Boeheim directly.

BIG EAST Conference Teleconference: Coach Boeheim is scheduled to appear on the BIG EAST Conference teleconference on January 17 and 31, February 14 and 28, at 11:48 a.m.

Student-Athletes and Assistant Coaches: Media interview days will be scheduled throughout the season. Some student-athletes may have class schedules that conflict with planned interview days. Please respect the privacy of the student-athletes and their families, by NOT calling them directly. Interviews SHOULD NOT be conducted without making the arrangements through Pete Moore in Athletic Communications.

Attending Practice: Most Syracuse men's basketball practices are open to attend but not to conduct interviews. REPORTING ON INJURIES OR GAME STRATEGY IS PROHIBITED. Contact Pete Moore to obtain the practice schedule and site, to learn if the practice is open, and to notify him if you plan to attend.

Radio

Syracuse ISP Sports Network: Voice of the Orange **Matt Park '97** and analysts **Matt Roe** and **Gene Waldron '84** and **Bob Snyder '62** broadcast all of Syracuse's games on the Syracuse ISP Radio Network. The programming originates from **WTKW-FM (99.5)** and is carried by affiliates in New York, Pennsylvania and Vermont. **WAER-FM (88.3)** also carries SU men's basketball games home and away.

The Empower Federal Credit Union Jim Boeheim Show: The show is broadcast live from Delmonico's, 7:00-9:00 p.m. on Thursday evenings. Hosted by Voice of the Orange **Matt Park '97**, the program originates from flagship station **WTKW-FM (99.5)** in Syracuse.

SU on Sirius: SIRIUS Satellite radio carries SU men's basketball games on a family of more than 120 stations. Visit www.sirius.com for a channel guide.

Television

Syracuse Sidelines: Time Warner 26 airs Syracuse Sidelines on Thursday night's at 7:00 p.m. It is hosted by Time Warner sports director **Mark Larson** and features Coach Boeheim and assistant coach **Mike Hopkins**.

Internet

www.suathletics.com: The site includes up-to-the minute SU athletics news, rosters, schedules, results, and statistics for all 21 varsity sports. Broadcasts of Syracuse University men's basketball can be heard through the website as well.

Orange All-Access

Coach **Jim Boeheim's** post-game press conference and game highlights are available on Orange All-Access.

BIG EAST Conference (www.bigeast.org):

The BIG EAST Conference website contains current news, including standings, notes, results and statistics.

Athletic Communications Men's Basketball Directory

Pete Moore, director 315-443-2608
cell phone..... 315-952-5011
e-mail address..... pimooore@syr.edu
Mike Morrison, assistant..... 315-443-2608
Susan Bedsworth, intern 315-443-1290



Andy Rautins

JANUARY'S BEST ANDY RAUTINS

1 GAME
14.0 PPG.
7.0 RPG.
5.0 APG.
0.0 BPG.
4.0 SPG.
40.0 MPG.

JANUARY ORANGE NOTES

- ✓ **Jan. 2:** SU avenged last year's road loss at USF by defeating the Bulls, 59-53. The Orange built a 16-point halftime margin and held off the hosts the rest of the way.
- ✓ **Arinze Onuaku** had 13 points and a game-high 10 rebounds, his fourth double-double of the season.



Jonny Flynn

DECEMBER'S BEST JONNY FLYNN

8 GAMES
15.1 PPG.
3.0 RPG.
5.5 APG.
0.1 BPG.
1.6 SPG.
32.2 MPG.

DECEMBER ORANGE NOTES

- ✓ **Dec. 30:** Syracuse scored 100 points in a BIG EAST Conference game for the first time since February 8, 1995, beating Seton Hall, 100-76. Five players scored in double digits.
- ✓ **Andy Rautins** hit 7-of-10 three pointers and finished with a game-high 26 points for the Orange. **Eric Devendorf** returned to game action with a 20-point effort off the bench.
- ✓ **Dec. 29:** **Andy Rautins** earned a spot on the BIG EAST Conference Weekly Honor Roll in recognition of his effort against Coppin State.
- ✓ **Dec. 26:** **Eric Devendorf** returned to practice after completing the requirements set forth by the Syracuse University Appeals Board.
- ✓ **Dec. 22:** **Andy Rautins** converted an SU-record tying nine three pointers and had a career-best 29 points to lead Syracuse to victory against Coppin State.
- ✓ **Arinze Onuaku (12 points, 10 rebounds)** and **Jonny Flynn (10 points, 10 assists)** each had double-doubles against the Eagles.
- ✓ **Dec. 20:** Syracuse won its third road game against a ranked opponent this season with the Orange defeated #22/23 Memphis, 72-65. The Tigers had a 78-9 record at the FedEx Forum heading into the game.
- ✓ **Jonny Flynn** shook off the effects of a painful hip flexor strain and scored a game-high 24 points for the Orange. SU was up against a double-digit deficit (10 points) in the first half before rallying.

- ✓ **Dec. 19:** The Syracuse University Appeals Board rendered a decision that immediately suspended **Eric Devendorf**. The Appeals Board decision modified the sanctions set by the University Judicial Board. Devendorf has a set of requirements, including community service, he must complete before returning to SU.
- ✓ **Dec. 17:** SU had five players in double figures when it defeated Canisius, 82-60. **Rick Jackson** had a career-high 14 points.
- ✓ The Canisius game was **Jim Boeheim's** 781st and put him alone in ninth on the all-time Division I victory list.
- ✓ **Dec. 15:** Cleveland State's Cedric Jackson converted a three-quarter court bank shot to lead the visiting Vikings past Syracuse, 72-69. **Arinze Onuaku** had tied the game on a layup with three seconds left.
- ✓ **Onuaku's** streak of 17 consecutive field goals came to an end on his first attempt of the Cleveland State outing.
- ✓ **Eric Devendorf** had a squad-best 17 points and **Paul Harris** had 11 points and 10 boards.
- ✓ **Dec. 13:** **Arinze Onuaku** converted all seven of his field goal attempts and finished with a game-high 17 points when Syracuse defeated Long Beach State, 79-55. Onuaku extended his consecutive field goals made streak to 17.
- ✓ **Rick Jackson** contributed 11 points and a squad-best nine rebounds versus the 49ers.
- ✓ **Dec. 8:** **Paul Harris** was named to the BIG EAST Conference Weekly Honor Roll. In his two games during the previous week, Harris averaged 21.5 points and 7.0 rebounds.
- ✓ **Dec. 3:** Cornell jumped out to a 16-point, first-half margin. The Orange regrouped in time to claim an 88-78 victory and extend the program's winning streak against Cornell to 31 games. It was the largest deficit SU overcame in a victory since rallying from being down by 20 against Rutgers in a 2004-05 encounter.
- ✓ **Jonny Flynn** had 24 points against the Big Red. **Paul Harris** added 21 points and a game-best nine rebounds.
- ✓ **Dec. 1:** Syracuse extended the longest active winning streak against one opponent in Division I college basketball when it defeated Colgate, 86-51. It was the Orange's 40th straight triumph against the Raiders.
- ✓ **Paul Harris** had a game-high 22 points and **Rick Jackson** posted his first career double-double with 10 points and 10 rebounds.
- ✓ **Jonny Flynn** was named the *CollegeHoops.net* Player of the Week on December 1. SU was recognized as the team of the week by Andy Katz of *ESPN.com*. The 'Cuse was also named co-team of the week with Gonzaga by ESPN's Dick Vitale on December 1.

NCAA DIVISION I WINS

includes games of Jan. 5

Team	Wins
1. Kentucky.....	1,977
2. N. Carolina.....	1,963
3. Kansas	1,950
4. Duke	1,858
5. Syracuse.....	1,739



2008-09 SYRACUSE BASKETBALL

2008-09 SU FREE THROW SHOOTING IN LAST 5 MINUTES, OT

No.	Player	15 games			Total	Pct.	OT	2008-09		Pct.
		5:00-2:00	1:59-1:00	59:00-0:00				2008-09	Pct.	
10	Flynn	1-3	6-6	9-13	16-22	.727	2-4	71-98	.724	
11	Harris	2-2	3-4	1-2	6-8	.750	1-2	56-78	.718	
21	Onuaku	2-4	2-5	1-4	5-13	.385	1-1	25-60	.417	
23	Devendorf	6-7		6-6	12-13	.923	2-2	39-48	.813	
1	Rautins	2-2		8-14	10-16	.625		24-36	.667	
32	Joseph	3-4	0-2	0-2	3-8	.375		16-35	.457	
12	Ongenaet	0-1	1-2		1-3	.333		12-24	.500	
00	Jackson	0-1			0-1	.000		14-19	.737	
3	Jones	0-1			0-1	.000		2-3	.667	
24	Reese			2-3	2-3	.667		2-3	.667	
Totals		16-2	12-19	27-44	55-88	.625		261-404	.646	



NOVEMBER'S BEST JONNY FLYNN

6 GAMES
20.0 PPG.
1.7 RPG.
5.0 APG.
0.2 BPG.
1.7 SPG.
36.3 MPG.

Jonny Flynn

NOVEMBER ORANGE NOTES

- ✓ **Nov. 28:** Syracuse won for the fourth time in a week's time, defeating Virginia, 73-70. For the second straight game SU faced a 13-point deficit.
- ✓ **Johnny Flynn** had 12 of his 15 points in the second half and **Andy Rautins** had 15 markers.
- ✓ **Rick Jackson** came off the bench to contribute four dunks and five blocked shots.
- ✓ **Nov. 25:** The Orange fought back from a 13-point, second-half deficit to defeat defending NCAA Champion Kansas, 89-81 in overtime. The victory gave Syracuse the O'Reilly Auto Parts CBE Classic championship.
- ✓ Syracuse won back-to-back games against ranked foes for the first time since the 2006 BIG EAST Tournament by defeating Florida and Kansas in Kansas City, Mo.
- ✓ **Johnny Flynn** scored 19 of his 25 points after the intermission, including 17 in the second half. Paul Harris (14 points, 14 rebounds) and Arinze Onuaku (19 points, 12 rebounds) had double-doubles for the Orange.
- ✓ **Flynn** won CBE Classic MVP honors after averaging 21.5 points over the course of the two games. Paul Harris made the all-tournament team.
- ✓ **Nov. 24:** SU defeated #17/18 Florida in the semifinals of the O'Reilly Auto Parts CBE Classic in Kansas City, Mo., 89-83.
- ✓ **Paul Harris** (18 points, 11 rebounds) and **Arinze Onuaku** (13 points, 12 rebounds) each posted double-doubles.
- ✓ Among the five SU players who scored in double digits were two reserves – **Andy Rautins** (15) and **Kris Joseph** (10).

- ✓ **Nov. 21:** Five different players scored in double figures for the second time this season when SU defeated Oakland, 86-66. **Jonny Flynn** (18) led the team for the third straight game and was followed by **Arinze Onuaku** (14), **Kris Joseph** (13), **Paul Harris** (11) and **Eric Devendorf** (10).
- ✓ **Joseph** had a career high in points (13) and rebounds (six). Rick Jackson equaled his career-best with nine rebounds.
- Nov. 18:** The Orange defeated Richmond, 76-71. **Jonny Flynn** (27) and **Eric Devendorf** (22) posted the first 20-point games of the season for the Orange.
- ✓ **Flynn, Devendorf** and **Arinze Onuaku** combined to score 66 of Syracuse's 76 points against the Spiders. The trio had all but one of SU's 45 second-half points.
- ✓ **Nov. 16:** Syracuse opened the campaign with an 85-51 victory against Le Moyne in the first round of the O'Reilly Auto Parts CBE Classic.
- ✓ **Jonny Flynn** led five SU players in double digit points with 17. The group also included **Eric Devendorf** (14), **Paul Harris** (12), **Arinze Onuaku** (12) and **Andy Rautins** (12).
- ✓ **Rautins** had a career-best nine assists, five better than his previous high. He tied his collegiate-best effort with four steals.
- ✓ **Nov. 9:** **Eric Devendorf** led four players in double figures with 15 points and SU defeated Indiana (Pa.), 73-63, in an exhibition outing.
- ✓ **Jonny Flynn** and **Kris Joseph** each had 14 points while **Paul Harris** added 12. **Arinze Onuaku** had 13 rebounds.
- ✓ **Kristof Ongenaet** came off the bench to contribute seven points and six boards.
- ✓ **Nov. 3:** **Steven Thompson** returned to Syracuse with his Cal State-Los Angeles team for an exhibition game. Syracuse came out on top, 77-56. The Orange had a 24-point advantage with 5:14 left in the contest before the final margin was settled.
- ✓ **Arinze Onuaku** had 13 points and eight rebounds for the Orange. **Jonny Flynn** added 13 points and dished out six assists while not committing a turnover in 28 minutes.
- ✓ **Paul Harris** rounded out double-digit scorers by tallying 12 points. He added six rebounds.
- ✓ Syracuse got 29 bench points, including eight from **Mookie Jones**. **Rick Jackson** had six points, 12 rebounds and four blocks.

ORANGE CAREER TOTALS

Name	15 games		Total
	2008-09	2008-09	
Double-Digit Scoring Games			
Jonny Flynn	15		43
Arinze Onuaku	13		36
Paul Harris	11		59
Eric Devendorf	10		68
Andy Rautins	8		22
Rick Jackson	5		7
Kris Joseph	2		2
Scoop Jardine			6
Kristof Ongenaet			5
20 + Point Games			
Name	2008-09		Total
Jonny Flynn	4		16
Eric Devendorf	3		11
Paul Harris	2		9
Andy Rautins	2		2
Arinze Onuaku			4
30 + Point Games			
Name	2008-09		Total
Eric Devendorf			2
5+ 3-point FG Games			
Name	2008-00		Total
Andy Rautins	3		7
Eric Devendorf	1		4
Jonny Flynn			2
10+ Rebound Games			
Name	2008-09		Total
Paul Harris	5		26
Arinze Onuaku	5		17
Rick Jackson	1		1
Kristof Ongenaet			2
Double-Doubles			
Name	2008-09		Total
Paul Harris	5		24
Arinze Onuaku	4		14
Jonny Flynn	1		3
Rick Jackson	1		1
Eric Devendorf			2
Kristof Ongenaet			1
3+ Block Games			
Name	2008-09		Total
Arinze Onuaku	6		12
Rick Jackson	6		11
Paul Harris	1		4
Kristof Ongenaet			3
3+ Steal Games			
Name	2008-09		Total
Jonny Flynn	5		11
Andy Rautins	5		10
Kris Joseph	2		2
Eric Devendorf	1		8
Paul Harris	1		12
Rick Jackson	1		2
Mookie Jones	1		1
Scoop Jardine			5
Arinze Onuaku			4
Kristof Ongenaet			1
Starts			
Name	2008-09	Total	Consec.
Paul Harris	14	50	49
Jonny Flynn	15	50	50
Arinze Onuaku	15	50	50
Eric Devendorf	11	73	11
Kristof Ongenaet	11	26	26
Andy Rautins	4	25	4
Rick Jackson	4	4	4
Kris Joseph	1	1	1
Scoop Jardine		10	-



2008-09 SYRACUSE BASKETBALL

2003 NCAA Champions • 31 NCAA Tournaments • 12 NIT Tournaments • 8 BIG EAST Championships • 5 BIG EAST Tournament Titles

SPECIALTY STATISTICS

Opponent	PP	PTO	SCP	FBP	BP
	SU-OPP	SU-OPP	SU-OPP	SU-OPP	SU-OPP
Le Moyne	54-32	27-13	20-9	26-10	28-19
Richmond	38-34	12-15	8-5	8-16	3-12
Oakland	40-26	12-19	7-9	21-19	31-26
vs. Florida	38-44	16-15	20-15	11-10	26-24
vs. Kansas	34-34	19-15	8-16	19-12	9-11
Virginia	34-32	10-21	4-12	13-14	25-15
Colgate	54-14	20-11	12-8	27-7	33-22
Cornell	48-20	24-23	7-16	18-7	15-3
Long Beach State	34-32	9-9	11-6	10-12	33-26
Cleveland State	40-28	12-10	8-15	20-10	7-13
Canisius	48-30	17-13	19-17	20-16	32-11
at Memphis	40-28	23-15	7-19	16-7	6-32
Coppin State	40-18	19-20	16-15	21-14	6-26
Seton Hall	40-40	25-24	13-16	23-29	32-5
at USF	36-26	8-13	12-14	8-4	10-16
2008-09 Avg.	41.2-29.2	16.9-15.7	11.5-12.8	17.4-12.5	19.7-17.4
2007-08 Avg.	38.6-28.1	17.4-16.6	13.6-12.5	14.0-8.6	9.0-18.5
2006-07 Avg.	30.1-25.1	17.2-15.1	12.2-13.4	12.3-8.4	22.9-17.0
2005-06 Avg.	30.1-24.5	16.8-16.9	13.3-11.1	11.6-8.2	13.5-14.7
2004-05 Avg.	39.9-23.5	17.9-13.6	13.9-13.0	9.5-5.3	16.0-13.9

PP=points in the paint PTO=points off turnovers SCP=second chance points
 FBP=fast break points BP=bench points

2008-09 BY CLASS

15 games

Class	PPG	Pct.
Senior	2.1	.026
Junior	47.5	.587
Sophomore	23.5	.290
Freshmen	7.9	.097

Rebounding

Class	RPG	Pct.
Senior	4.3	.114
Junior	20.1	.538
Sophomore	8.5	.229
Freshmen	4.5	.120

Assists

Class	APG	Pct.
Senior	1.1	.058
Junior	9.5	.516
Sophomore	6.2	.338
Freshman	1.6	.087

Steals

Class	SPG	Pct.
Senior	0.6	.063
Junior	3.8	.445
Sophomore	2.4	.281
Freshman	1.8	.211

Field Goal Percentage

Class	Pct.
Senior	.273
Junior	.511
Sophomore	.546
Freshman	.444

3PT Field Goal Percentage

Class	Pct.
Senior	.143
Junior	.354
Sophomore	.358
Freshman	.256

Free Throw Percentage

Class	Pct.
Senior	.500
Junior	.644
Sophomore	.726
Freshman	.488

LOCAL STAR SIGNS LETTER OF INTENT

SU coach Jim Boeheim announced that Brandon Triche has signed a National Letter of Intent (NLI) to play for the Orange next season. Triche is a senior at Jamesville-DeWitt High School.

Triche, a 6-4 guard, was the 2008 New York Class A Player of the Year after helping the Red Rams to the Class A state championship. He averaged 20.2 points, 7.0 rebounds and 6.0 assists. He had a season-high 36 points against Cicero-North Syracuse in a January 12 encounter. Jamesville-DeWitt defeated Peekskill in the state semifinals, 74-55, and Triche contributed 16 points and eight assists. The following night, the Red Rams claimed the state title by defeating East Hampton, 78-54. Triche had 17 points and six assists in the contest.

Jamesville-DeWitt then claimed the New York State Federation Championship. Triche helped JD defeat Transit Tech in the semifinals, 66-49. He had 29 points to help the Red Rams defeat Long Island University in the championship, 70-66. His two free throws clinched the triumph. The Red Rams finished the campaign with a 26-2 record.

As a sophomore, Triche was averaging approximately 22.0 points, 9.0 assists and 7.0 steals when a left knee injury ended his campaign after 11 games. One of his outings that season was an 81-75 victory against current SU point guard Jonny Flynn and Niagara Falls High School. Triche had 31 points in the game played at Syracuse's Manley Field House. He earned second-team all-state recognition.

He was coached by Bob McKenney at Jamesville-DeWitt. Howard Triche, who played for the Orange from 1983-1988, is Brandon uncle.

SUPER STARTS

Coach Boeheim Era (1976-present)
15 games

Year	W-L	Final
1999-00	15-0	26-6
1986-87	15-0	31-7
2008-09	14-1	
2004-05	14-1	27-7
2000-01	14-1	25-9
1994-95	14-1	20-10
1988-89	14-1	30-8
1979-80	14-1	26-4
2005-06	13-2	23-12
2003-04	13-2	23-8
2002-03	13-2	30-5
2001-02	13-2	23-13
1995-96	13-2	29-9
1991-92	13-2	22-10
1990-91	13-2	26-6
1985-86	13-2	26-6
1978-79	13-2	26-4
1977-78	13-2	22-6
1976-77	13-2	26-4

SU DUNK BOARD

14 games







































Player	Games	Dunks	Career
Arinze Onuaku	15	21	88
Rick Jackson	15	20	30
Jonny Flynn	15	9	16
Paul Harris	14	9	40
Kris Joseph	15	5	5
Mookie Jones	8	2	2
Kristof Ongeneat	15	2	12
Eric Devendorf	13		2
Sean Williams	5		2
Total	15	68	



2008-09 SYRACUSE BASKETBALL

2008-09 OPPONENTS

includes games of Jan. 5 - rpi from kenpom.com

Date	Opponent	W-L	Rank	RPI	Series	Post	TV
11/16	Le Moyne	7-5			6-0		 
11/18	Richmond	8-6		98	3-1		 
11/21	Oakland	10-7		126	1-0		 
11/24	vs. Florida	12-2	rv/rv	38	2-1		 
11/25	vs. Kansas	10-3	rv/rv	17	3-2		 
11/28	Virginia	6-5		99	3-1		 
12/1	Colgate	3-9		323	116-45		 
12/3	Cornell	8-6		121	85-31		 
12/13	Long Beach State	7-7		149	2-0		 
12/15	Cleveland State	11-5		41	0-1		 
12/17	Canisius	5-9		295	44-24		 
12/20	at Memphis	10-3	rv/rv	9	2-1		 
12/22	Coppin State	2-11		248	3-0		 
12/30	Seton Hall	9-5		106	422-15		 
1/2	at USF	5-8		143	5-1		 
1/7	DePaul	8-7		159	5-4		 
1/10	at Rutgers	9-6		130	33-9		 
1/14	at Georgetown	10-3	9/10	4	43-36		 
1/17	Notre Dame	11-3	13/13	33	21-18		 
1/19	at Pittsburgh	14-0	1/1	3	61-35		 
1/25	Louisville	9-3	t23/t21	20	4-8		 
1/28	at Providence	10-4		89	41-9		 
2/4	West Virginia	11-2	25/22	1	29-16		 
2/7	at Villanova	12-2	t18/17	28	34-28		 
2/11	at Connecticut	12-1	5/5	6	48-34		 
2/14	Georgetown						 
2/22	Villanova						 
2/24	at St. John's	10-4		111	44-37		 
3/1	Cincinnati	10-4		79	3-2		 
3/3	Rutgers						 
3/8	at Marquette	13-2	t18/15	23	5-2		 
Total		252-132	.656	SU rpi: 34			

Syracuse Quick Facts

Location: Syracuse, NY
Conference: BIG EAST
Enrollment: 12,400
Founded: 1870
Colors: Orange (Pantone 1665)
Nickname: Orange
Arena (Capacity): Carrier Dome (33,633)
Chancellor and President: Dr. Nancy Cantor
Athletics Director: Dr. Daryl Gross

Syracuse Hoop History

First Year of Basketball: 1900-01
Overall All-Time Record: 1,739-797, .686
NCAA Wins Ranking: 5th
NCAA Winning Percentage Ranking: 7th
Consecutive Winning Seasons: 37, top active streak
NCAA Tournament Appearances (31):
 1957, 1966, 1973, 1974, 1975, 1976, 1977, 1978, 1979, 1980, 1983, 1984, 1985, 1986, 1987, 1988, 1989, 1990, 1991, 1992, 1994, 1995, 1996, 1998, 1999, 2000, 2001, 2003, 2004, 2005, 2006
NCAA Tournament Record: 48-31
NCAA Championships (1): 2003
NCAA Final Fours (4): 1975, 1987, 1996, 2003
NCAA Final Eights (7):
 1957, 1966, 1975, 1987, 1989, 1996, 2003
NCAA Sweet Sixteens (17):
 1957, 1966, 1973, 1975, 1977, 1979, 1980, 1984, 1987, 1989, 1990, 1994, 1996, 1998, 2000, 2003, 2004
NIT Appearances (12):
 1946, 1950, 1964, 1967, 1971, 1972, 1981, 1982, 1997, 2002, 2007, 2008
NIT Record: 14-13
Helms Foundation Championships (2):
 1917-18, 1925-26
BIG EAST Regular Season Championships (8):
 1980 (tie), 1986 (tie), 1987 (tie), 1990 (tie), 1991, 1998 (BE 7), 2000 (tie), 2003 (West tie).
BIG EAST Tournament Championships (5):
 1981, 1988, 1992, 2005, 2006
Naismith Memorial Basketball Hall of Fame (3):
 Dave Bing (1990), Jim Boeheim (2005), Vic Hanson (1960)
All-Americans : 36
Consensus All-Americans (5):
 Carmelo Anthony, Dave Bing, Derrick Coleman, Billy Owens, Hakim Warrick
CoSIDA Academic All-Americans (4):
 Rick Dean, Craig Forth, Danny Schayes, Bill Smith
NCAA Postgraduate Scholarships (2):
 Marius Janulis, Danny Schayes
Retired Jerseys (8):
 Dave Bing, Derrick Coleman, Sherman Douglas, Vic Hanson, Billy Owens, Wilmet Sadat-Singh, Rony Seikaly, Dwayne "Pearl" Washington

2003 NCAA Champions • 31 NCAA Tournaments • 12 NIT Tournaments • 8 BIG EAST Championships • 5 BIG EAST Tournament Titles



COACH JIM BOEHEIM

2003 NCAA Champions • 31 NCAA Tournaments • 12 NIT Tournaments • 8 BIG EAST Tournaments • 5 BIG EAST Tournament Titles



Win #785 Comes At USF

SU coach **Jim Boeheim** picked up victory number 785 when Syracuse won at USF, 59-53, on January 2.

He had earned the 781st win of his collegiate career when Syracuse defeated Canisius, 82-80, on December 15. The triumph moved Boeheim into ninth place on the all-time Division I coaches win list, breaking a tie with former Arizona mentor Lute Olson.

Syracuse's 85-51 victory against Le Moyne in the season opener was the 1,050 game of his Boeheim's tenure as head coach. The Orange victory improved Boeheim's mark in season starters to 29-4.



The Book On Boeheim

Boeheim owns a career record of 785-279 (.738). Boeheim is ninth among active Division I coaches in winning percentage. Boeheim is third among active Division I coaches in wins, trailing only Mike Krzyzewski (Duke) and Jim Calhoun (Connecticut). Boeheim is ninth on the all-time Division I victory list and 23rd on the all-time percentage ledger.

Only Dean Smith (North Carolina), Adolph Rupp (Kentucky) and Jim Phelan (Mt. St. Mary's) have won more games at one Division I school.

The 2008 NIT berth gave SU 31 post-season appearances under Boeheim, including 25 NCAA Tournaments. His SU teams have won 21-or-more games in 29 seasons. He has guided his alma mater to the NCAA title game three times, winning it for the first time in 2003. Boeheim is the winningest coach in BIG EAST history with a 344-192 (.642) overall conference record.

Boeheim has logged 1,064 games as SU head coach. Only five Division I coaches – Jim Phelan (Mt. St. Mary's), Dean Smith (North Carolina), Ray Meyer (DePaul), Don Haskins (UTEP) and Adolph Rupp (Kentucky) – have more games while serving as head coach at only one school in their careers.

JIM BOEHEIM RECORDS

At Syracuse:	785-279 (.738)
BIG EAST Regular Season:	302-168 (.643)
BIG EAST Tournament:	42-24 (.636)
Postseason NIT	12-7 (.632)
NCAA Tournament:	40-24 (.625)
Since 1987 in the NCAAs:	33-15 (.688)
NCAA First Round Games	20-5 (.800)
Avg. Single-Season Record:	24.1-8.7
Season Openers	29-4 (.879)
As an SU Player:	55-24 (.696)
As an SU Assistant:	139-65 (.681)

NCAA DIVISION I COACHES BY GAMES

Minimum 10 years as Division I head coach
includes games of 1/4/09

Coach	Schools	Games
1. Jim Phelan	Mt. St. Mary's	1,354
2. Bob Knight	Army, Indiana, Texas Tech	1,273
3. Lou Henson	Hardin-Simmons, Illinois, 1,191	
4. Lefty Driesell	Davidson, Maryland, 1,180	
	James Madison, Georgia State	
5. Dean Smith	North Carolina	1,133
6. Eddie Sutton	Creighton, Arkansas, 1,132	
	Kentucky, Oklahoma State, San Francisco	
7. JIM CALHOUN	Northeastern, Connecticut	1,124
8. Henry Iba	Northwest Missouri State, 1,103	
	Colorado, Oklahoma State	
9. Norm Stewart	Northern Iowa, Missouri	1,102
10. MIKE KRZYZEWSKI	Army, Duke	1,083
11. Marv Harshman	Pacific Lutheran, 1,080	
	Washington State, Washington	
12. Ray Meyer	DePaul	1,078
13. Don Haskins	UTEP	1,072
14. Adolph Rupp	Kentucky	1,066
15. JIM BOEHEIM	Syracuse	1,064

active coaches in CAPS

BIG EAST COACHING WINS

Regular Season and BIG EAST Tournament
includes games of 1/4/09

Coach, Team	W-L	Pct.	
1. Jim Boeheim, Syracuse	344-192	.642	
2. Jim Calhoun, Connecticut	268-148	.644	
3. John Thompson, Georgetown	231-123	.653	
4. Lou Carnesecca, St. John's	139-80	.635	
5. Rollie Massimino, Villanova	123-92	.572	
6. Steve Lappas, Villanova	97-79	.551	
7. P.J. Carlesimo, Seton Hall	90-130	.409	
8. Mike Brey, Notre Dame	85-59	.590	
9. Leonard Hamilton, Miami	77-95	.448	
10. Paul Evans, Pittsburgh	76-70	.524	
11. Jim O'Brien, Boston College	74-133	.357	
	Al Skinner, Boston College	74-72	.507
13. Tim Welch, Providence	72-101	.416	
14. Jay Wright, Villanova	71-58	.550	
15. Jamie Dixon, Pittsburgh	68-31	.687	
16. Mike Jarvis, St. John's	57-36	.613	
17. John Thompson III, Georgetown	55-25	.688	
18. Rick Barnes, Providence	52-60	.464	
19. Rick Pitino, Prov., Louisville	51-39	.567	
20. Gale Catlett, West Virginia	49-78	.386	

active coaches in bold

BIG EAST COACHING PERCENTAGE

Regular Season and BIG EAST Tournament
includes games of 1/4/08

Coach, Team	W-L	Pct.
1. John Thompson III, Georgetown	55-25	.688
2. Jamie Dixon, Pittsburgh	68-31	.687
3. John Thompson, Georgetown	231-123	.653
4. Jim Calhoun, Connecticut	268-148	.644
5. Jim Boeheim, Syracuse	344-192	.642
6. Bob Huggins, West Virginia	14-8	.636
7. Lou Carnesecca, St. John's	139-80	.635
8. Mike Jarvis, St. John's	57-36	.613
9. Ben Howland, Pittsburgh	46-29	.613
10. Tom Crean, Marquette	34-22	.607
11. Mike Brey, Notre Dame	85-59	.590
12. Rick Pitino, Prov., Louisville	51-39	.567
13. Rollie Massimino, Villanova	123-92	.572
14. Fran Fraschilla, St. John's	22-17	.564
15. Jay Wright, Villanova	71-58	.550
16. Tom Davis, Boston College	21-17	.553
17. Steve Lappas, Villanova	97-79	.551
18. Paul Evans, Pittsburgh	76-70	.524
19. Al Skinner, Boston College	74-72	.507
20. Matt Doherty, Notre Dame	8-8	.500

active coaches in bold



COACH RANKINGS



Division I Coaches by Percentage

Coach	Schools	Won-Lost	Pct.
1. Clair Bee	Rider	412-87	.826
2. Adolph Rupp	Kentucky	876-190	.822
3. ROY WILLIAMS	Kansas, N. Carolina	573-135	.809
4. John Wooden	Indiana State, UCLA	664-162	.804
5. John Kreese	Charleston	560-143	.797
6. Jerry Tarkanian	Long Beach State, UNLV, Fresno State	729-201	.784
7. Francis Schmidt	Tulsa, Arkansas, Texas Christian	258-72	.782
8. Dean Smith	N. Carolina	879-254	.776
9. George Keogan	Wisc.-Superior, St. Louis, St. Thomas, Allegheny, Valparaiso, Notre Dame	414-127	.7652
10. Jack Ramsay	St. Joseph's	231-71	.7649
11. Frank Keaney	Rhode Island	401-124	.7638
12. Vic Bubas	Duke	213-67	.761
13. Harry Fisher	Fordham, Columbia, St. John's, Army	189-60	.759
14. MIKE KRZYZEWSKI	Army, Duke	815-268	.753
15. JOHN CALIPARI	Massachusetts,	418-138	.752
16. Fred Bennion	Brigham Young, Utah, Montana State	95-32	.748
17. Chick Davies	Duquesne	314-106	.7476
18. Ray Mears	Wittenberg, Tennessee	399-135	.7472
19. Edward McNichol	Pennsylvania	186-63	.7470
20. Al McGuire	Belmont Abbey, Marquette	406-142	.741
21. Phog Allen	Baker, Haskell, Central Missouri St., Kansas	746-264	.7386
22. JIM BOEHEIM	Syracuse	785-279	.7378
23. Everett Case	North Carolina State	377-134	.7377
24. BOB HUGGINS	Walsh, Akron, Cincinnati, Kansas State	627-224	.7368
25. Lute Olson	Long Beach State, Iowa, Arizona	780-280	.7358
26. Arthur Schabinger	Ottawa, Emporia St.	245-88	.7357
27. G. Ott Romney	Montana State, BYU	283-102	.7350
28. Doc Meanwell	Wisconsin, Missouri	280-101	.7349
29. RICK PITINO	Wisconsin, Boston University, Providence, Kentucky, Louisville	530-194	.732

active coaches in CAPS
minimum 10 years as Division I head coach

includes games of 1/5

Active Division I Coaches by Percentage

Coach	Schools	Won-Lost	Pct.
1. Roy Williams	Kansas, North Carolina	573-135	.8093
2. Mark Few	Gonzaga	244-64	.7922
3. Jamie Dixon	Pittsburgh	146-40	.7849
4. Bruce Pearl	Southern Indiana,	403-111	.7840
5. Bo Ryan	Wisc.-Milwaukee, Wisc.-Platteville,	567-166	.7735
6. Thad Matta	Wisc.-Milwaukee, Wisconsin	217-68	.7614
7. Mike Krzyzewski	Xavier, Butler, Ohio State	815-268	.7525
8. John Calipari	Army, Duke	418-138	.7518
9. JIM BOEHEIM	Massachusetts,	785-279	.7378
10. Bob Huggins	Syracuse, Memphis, Walsh, Akron, Cincinnati, Kansas State, W. Virginia	627-224	.7368

minimum 5 years as Division I head coach.

Division I Coaches by Wins

Coach	Schools	Wins
1. Bob Knight	Army, Indiana, Texas Tech	902
2. Dean Smith	North Carolina	879
3. Adolph Rupp	Kentucky	876
4. Jim Phelan	Mt. St. Mary's	830
5. MIKE KRZYZEWSKI	Army, Duke	815
6. Eddie Sutton	Creighton, Arkansas, Kentucky, Oklahoma State	804
7. Lefty Driesell	Davidson, Maryland, James Madison, Georgia State.	786
8. JIM CALHOUN	Northeastern, Connecticut	786
9. JIM BOEHEIM	Syracuse	785
Lute Olson	Long Beach State, Iowa, Arizona	780

active coaches in CAPS

Active Division I Coaches by Wins

Coach	School	Wins
1. Mike Krzyzewski	Army, Duke	815
2. Jim Calhoun	Northeastern, Connecticut	786
3. JIM BOEHEIM	Syracuse	785
4. Bob Huggins	Walsh, Akron, Cincinnati, Kansas State, West Virginia	627
5. Tom Penders	Tufts, Columbia, Fordham, Rhode Island, Texas, George Washington, Houston	616
6. Gary Williams	American, Boston College, Ohio State, Maryland	615

Division I NCAA Tournament Wins

Coach	Schools	Wins
1. MIKE KRZYZEWSKI	Army, Duke	69
2. Dean Smith	North Carolina	65
3. ROY WILLIAMS	N. Carolina, Kansas	48
4. John Wooden	UCLA	47
5. LUTE OLSON	Iowa, Arizona	46
6. Bob Knight	Army, Indiana, Texas Tech	45
7. Denny Crum	Louisville	42
8. JIM BOEHEIM	Syracuse	40
JIM CALHOUN	Northeastern, Connecticut	40
10. RICK PITINO	Providence, Kentucky, Louisville	37
Eddie Sutton	Creighton, Arkansas, Kentucky, Oklahoma State	37

active coaches in CAPS

Division I Coaches 20-Win Seasons

Coach	Schools	No.
1. JIM BOEHEIM	Syracuse	30
Dean Smith	North Carolina	30
3. Bob Knight	Army, Indiana, Texas Tech	29
Lute Olson	Iowa, Arizona	29
5. Eddie Sutton	Creighton, Arkansas, Kentucky	25
Jerry Tarkanian	Oklahoma State, San Francisco	25
7. MIKE KRZYZEWSKI	Long Beach State, UNLV, Fresno State	24
8. Adolph Rupp	Army, Duke	24
9. Lefty Driesell	Kentucky	23
10. JIM CALHOUN	Davidson, Maryland, James Madison, Georgia State	22
Northeastern, Connecticut		22

active coaches in CAPS

Division I Coaches Wins at One School

Coach	School	Wins
1. Dean Smith	North Carolina	879
2. Adolph Rupp	Kentucky	876
3. Jim Phelan	Mt. St. Mary's	830
4. JIM BOEHEIM	Syracuse	785
5. Ed Diddle	W. Kentucky	759
6. MIKE KRZYZEWSKI	Duke	741
7. Ray Meyer	DePaul	724
8. Don Haskins	UTEP	719
9. Denny Crum	Louisville	675
10. Bob Knight	Indiana	662

active coaches in CAPS

Active Division I Coaches by Games

Coach	Schools	Games
1. Jim Calhoun	Northeastern, Connecticut	1,124
2. Mike Krzyzewski	Army, Duke	1,083
3. JIM BOEHEIM	Syracuse	1,064
4. Tom Penders	Tufts, Columbia, Fordham, Rhode Island, Texas, George Washington, Houston	1,029
5. Homer Drew	Bethel, Indiana-South Bend, Valparaiso	983

Active Division I Coaches by Seasons Completed

Coach	Schools	Seasons
1. Jim Calhoun	Northeastern, Connecticut	36
2. Tom Penders	Tufts, Columbia, Fordham, Rhode Island, Texas, George Washington, Houston	34
3. Mike Krzyzewski	Army, Duke	33
4. JIM BOEHEIM	Syracuse	32
5. Ben Braun	Siena Heights, E. Michigan, California, Rice	31
Homer Drew	Bethel, Indiana-South Bend, Valparaiso	31



2008-09 SYRACUSE MEN'S BASKETBALL

2003 NCAA Champions • 31 NCAA Tournaments • 12 NIT Tournaments • 8 BIG EAST Championships • 5 BIG EAST Tournament Titles

2009 Associated Press Poll January 5, 2009

No.	Team	W-L	Points
1.	Pittsburgh (70)	14-0	1,798
2.	Duke	12-1	1,660
3.	North Carolina (2)	13-1	1,651
4.	Wake Forest	13-0	1,553
5.	Connecticut	12-1	1,474
6.	Oklahoma	13-1	1,358
7.	Texas	11-2	1,348
8.	Michigan State	11-2	1,269
9.	Georgetown	10-2	1,208
10.	UCLA	12-2	1,162
11.	SYRACUSE	14-1	1,113
12.	Clemson	14-0	968
13.	Notre Dame	10-3	802
14.	Purdue	11-3	774
15.	Tennessee	9-3	533
16.	Xavier	11-2	483
17.	Boston College	13-2	453
18.	Marquette	13-2	436
	Villanova	12-2	436
20.	Arizona State	12-2	374
21.	Butler	12-1	341
22.	Minnesota	13-1	290
23.	Baylor	12-2	289
	Louisville	9-3	289
25.	West Virginia	11-2	230

Others receiving votes: Michigan 153, California 122, Arkansas 109, Illinois 108, Gonzaga 86, Memphis 67, Davidson 56, Saint Mary's 50, UNLV 43, Illinois State 39, Kansas 37, Ohio State 28, Texas A&M 27, Maryland 25, Dayton 22, Florida 13, Florida State 13, Brigham Young, 12, Miami (FL) 8, Missouri 4..

2009 ESPN/USA Today Coaches Poll January 5, 2009

No.	Team	W-L	Points
1.	Pittsburgh (30)	14-0	774
2.	Duke	12-1	714
3.	North Carolina (1)	13-1	707
4.	Wake Forest	13-0	687
5.	Connecticut	12-1	630
6.	Oklahoma	13-1	593
7.	Texas	11-2	546
	UCLA	12-2	546
9.	SYRACUSE	14-1	526
10.	Georgetown	10-2	506
11.	Clemson	14-0	480
12.	Michigan State	11-2	452
13.	Notre Dame	10-3	277
14.	Purdue	11-3	261
15.	Marquette	13-2	251
16.	Arizona State	12-2	238
17.	Villanova	12-2	225
18.	Xavier	11-2	217
19.	Minnesota	13-1	183
20.	Butler	12-1	147
21.	Louisville	9-3	136
22.	West Virginia	11-2	132
23.	Baylor	12-2	98
24.	Boston College	13-2	90
25.	Tennessee	9-3	85

Others receiving votes: Dayton 54, Illinois State 50, Michigan 49, Saint Mary's 43, Ohio State 40, Memphis 37, Illinois 34, Brigham Young 34, California 31, Davidson 31, Arkansas 27, Gonzaga 27, Wisconsin 26, Texas A&M 22, Missouri 21, Florida 11, UNLV 11, LSU 10, Kansas 7, Stanford 5, Maryland 1, Florida State 1, Utah State 1, Washington 1.

SU AP POLL POINTS

The last time... .

SU vs. ranked team	3/8/08	SU 87, #21 Marquette 72
SU beat a ranked team	3/8/08	SU 87, #21 Marquette 72
Both ranked	12/5/07	#22 Ok. State 72, #21 SU 68
Both top 10	2/19/05	#6 Boston College 65, #9 SU 60
Both top 5	12/7/04	#5 Ok. State 74, #4 SU 60
SU vs. ranked	2/18/08	#18 Louisville 61, SU 50
back-to-back	2/24/08	#21 Notre Dame 94, SU 87
SU played #1	3/9/06	SU 86, #1 UConn 84 OT
SU beat #1	3/9/06	SU 86, #1 UConn 84 OT
SU played #2	2/3/03	SU 67, #2 Pittsburgh 65
SU beat #2	2/3/03	SU 67, #2 Pittsburgh 65
SU played #3	1/16/06	#3 UConn 88, #20 SU 80
SU beat #3	2/29/04	SU 49, #3 Pittsburgh 46 OT
SU played #4	3/5/06	#4 Villanova 92, SU 82
SU beat #4	4/7/03	SU 81, #4 Kansas 78
SU played #5	12/4/04	#5 Okla. St. 74, SU 60
SU beat #5	2/1/94	SU 108, #5 Connecticut 95
SU played #6	2/19/05	#6 BC 65, SU 60
SU beat #6	3/30/03	SU 63, #6 Oklahoma 47
SU played #7	3/7/04	SU 67, #7 UConn 56
SU beat #7	3/7/04	SU 67, #7 UConn 56
SU played #8	2/16/08	SU 77, #8 Georgetown 70
SU beat #8	2/16/08	SU 77, #8 Georgetown 70
SU played #9	2/26/07	SU 72, #9 Georgetown 58
SU beat #9	2/26/07	SU 72, #9 Georgetown 58
SU played #10	1/4/07	#10 Pittsburgh 74, SU66
SU beat #10	2/15/03	SU 82, #10 Notre Dame 80
SU played #11	1/13/03	SU 76, #11 Missouri 69
SU beat #11	1/13/03	SU 76, #11 Missouri 69
SU played #12	1/23/06	#12 Pittsburgh 80, #25 SU 67
SU beat #12	3/11/05	SU 67, #12 UConn 63
SU played #13	2/1/97	#13 Villanova 70, SU 60
SU beat #13	1/30/95	SU 76, #13 Georgetown 75
SU played #14	2/20/06	SU 60, #14 W. Virginia 58
SU beat #14	2/20/06	SU 60, #14 W. Virginia 58
SU played #15	1/7/07	SU 70, #15 Marquette 58
SU beat #15	1/7/07	SU 70, #15 Marquette 58
SU played #16	3/4/03	SU 92, #16 Notre Dame 88
SU beat #16	3/4/03	SU 92, #16 Notre Dame 88
SU played #17	11/24/08	SU 89, #17 Florida 83
SU beat #17	11/24/08	SU 89, #17 Florida 83
SU played #18	2/18/08	#18 Louisville 61, SU 50
SU beat #18	3/15/98	SU 56, #18 New Mexico 46
SU played #19	2/6/08	#19 Connecticut 63, SU 61
SU beat #19	3/20/04	SU 72, #19 Maryland 70
SU played #20	3/8/07	#20 Notre Dame 89, SU 83
SU beat #20	1/27/96	SU 88, #20 Boston College 73
SU played #21	3/8/08	SU 87, #21 Marquette 72
SU beat #21	3/8/08	SU 87, #21 Marquette 72
SU played #22	11/25/08	SU 89, #22 Kansas 81 OT
SU beat #22	11/25/08	SU 89, #22 Kansas 81 OT
SU played #23	12/20/08	SU 72, #23 Memphis 65
SU beat #23	12/20/08	SU 72, #23 Memphis 65
SU played #24	11/19/04	SU 71, #24 Memphis 62
SU beat #24	11/19/04	SU 71, #24 Memphis 62
SU played #25	1/19/08	#25 Villanova 81, SU 71
SU beat #25	1/31/00	SU 63, #25 St. John's 57
Ranked	12	1985-86

opponents in a season

SU In The 2008-09 Polls

Date	AP	USA Today/ ESPN
Preseason	rv	rv
Nov. 17	rv	rv
Nov. 24	rv	rv
Dec. 1	16	20
Dec. 8	13	16
Dec. 15	11	11
Dec. 22	17	14
Dec. 29	13	t11
Jan. 5	11	9
Jan. 12		
Jan. 19		
Jan. 26		
Feb. 2		
Feb. 9		
Feb. 16		
Feb. 23		
Mar. 2		
Mar. 8		
Mar. 15		



2008-09 SYRACUSE MEN'S BASKETBALL



ERIC DEVENDORF

Junior • 6-4 • 180

Bay City, Michigan • Central Hill H. S./

Oak Hill Academy (Va.)

23

- Second on the team in scoring average (13.9 ppg).
- Devendorf is SU's best free throw shooter at 81.3 percent (39-48).
- He has made his last 18 free throws dating back to the first half of the Virginia game (Nov. 28).
- Devendorf has at least one 3-point basket in 19 of his last 23 games.
- The Orange is 49-19 all-time when Devendorf scores at least 10 points. Devendorf has been in double figures in 28 of his last 32 games and 39 of his last 47 dating back to 2006-07.
- Became the 36th player in school history to score 1,200 career points with 14 vs. Virginia. He lists 32nd at Syracuse in points scored.
- Devendorf ranks in the top 10 at SU in career 3-point field goals made, attempted and 3-point percentage. He also is in the top 10 in career free-throw percentage (see next page).
- Team's active leader with 73 starts.
- Devendorf scored 20 points off the bench against Seton Hall in his return from a University-issued suspension that caused him to miss the Memphis and Coppin State games.
- Led Syracuse in scoring for the first time this season with 17 points vs. Cleveland State. Devendorf tied his career high with five 3-point baskets.
- Devendorf scored 20 points and played a career-high 42 minutes against Kansas in the CBE Classic title game.
- Tallied 22 points vs. Richmond, including 18 in the second half. Devendorf scored 11 straight Orange points after halftime to turn a seven-point deficit into a four-point SU lead. He made a team-best four 3-point field goals in the contest.
- Started and scored 14 points in 22 minutes vs. Le Moyne in his first game since injuring his knee against East Tennessee State in December 2007.

DEVENDORF GAME-BY-GAME 2008-09

Opponent	MP	FG	3PT	FT	REB	F	A	T	B	S	TP
Le Moyne*	22	6-13	1-5	1-3	3	1	1	5	0	0	14
Richmond*	31	8-12	4-6	2-3	1	2	2	7	0	1	22
Oakland*	32	3-9	1-6	3-4	3	2	7	2	0	1	10
vs. Florida*	29	3-12	1-6	2-3	1	3	4	3	0	0	9
vs. Kansas*	42	5-14	3-7	7-10	1	1	4	3	0	2	20
Virginia*	39	3-3	0-0	8-9	0	3	4	2	0	0	14
Colgate*	26	4-7	1-2	0-0	0	2	1	0	0	2	9
Cornell*	26	4-6	0-2	7-7	0	3	2	6	0	4	15
Long Beach State*	24	5-13	1-5	2-2	2	2	5	0	0	1	13
Cleveland State*	37	6-15	5-10	0-0	0	3	3	3	1	0	17
Canisius*	33	3-5	0-2	4-4	1	2	4	6	2	1	10
Seton Hall	22	8-15	3-6	1-1	1	0	5	4	0	2	20
at USF	24	3-6	0-1	2-2	4	2	2	3	0	0	8

*indicates started

DEVENDORF'S SEASON AND CAREER HIGHS

POINTS

Season: 22 vs. Richmond

Career: 34 vs. S. Alabama (NIT), 2006-07

FG MADE

Season: 8 vs. Seton Hall, Richmond

Career: 12 at Villanova, vs. S. Alabama (NIT), 2006-07

FG ATTEMPTED

Season: 15 vs. Seton Hall, Cleveland State

Career: 22 at Villanova, vs. Notre Dame (BET), 2006-07

3-POINT FGM

Season and Career: 5 vs. Cleveland State, 2008-09;

vs. E. Tennessee State, 2007-08; at St. John's,

vs. DePaul, 2006-07; vs. TCU, 2005-06

3-POINT FGA

Season and Career: 10 vs. Cleveland State, 2008-09;

at Villanova, 2006-07

FT MADE

Season: 8 vs. Virginia

Career: 11 vs. Hofstra, 2006-07

FT ATTEMPTED

Season: 10 vs. Kansas

Career: 12 vs. Hofstra, 2006-07

REBOUNDS

Season: 4 at USF

Career: 9 at Louisville, 2006-07

OFF. REBOUNDS

Season: 1 at USF, vs. Seton Hall, Oakland, Le Moyne

Career: 5 vs. Ohio State, 2007-08

DEF. REBOUNDS

Season: 4 at USF

Career: 9 at Louisville, 2006-07

ASSISTS

Season: 7 vs. Oakland

Career: 11 vs. Georgetown, 2006-07

STEALS

Season: 4 vs. Cornell

Career: 5 vs. DePaul, 2006-07

BLOCKS

Season and Career: 2 vs. Canisius, 2008-09;

vs. Massachusetts, 2007-08; at Marquette,

vs. Connecticut, San Diego State (NIT), 2006-07

MINUTES

Season and Career: 42 vs. Kansas, 2008-09



2008-09 SYRACUSE MEN'S BASKETBALL

2003 NCAA Champions • 31 NCAA Tournaments • 12 NIT Tournaments • 8 BIG EAST Championships • 5 BIG EAST Tournament Titles



ERIC DEVENDORF

Junior • 6-4 • 180

Bay City, Michigan • Central Hill H. S./
Oak Hill Academy (Va.)

23

SU 1,000 Point Scorers

No.	Player	Points	Avg.	Years
1.	Lawrence Moten	2,334	19.3	1991-95
2.	Derrick Coleman	2,143	15.0	1986-90
3.	John Wallace	2,119	16.7	1992-96
4.	Gerry McNamara	2,099	15.6	2002-06
5.	Hakim Warrick	2,073	15.4	2001-05
6.	Sherman Douglas	2,060	14.9	1985-89
7.	Stephen Thompson	1,956	13.6	1986-90
8.	Preston Shumpert	1,907	14.2	1998-02
9.	Dave Bing	1,883	24.8	1963-66
10.	Rafael Addison	1,876	14.9	1982-86
11.	Erich Santifer	1,845	14.9	1979-83
12.	Billy Owens	1,840	17.7	1988-91
13.	Rony Seikaly	1,716	12.6	1984-88
14.	Dave Johnson	1,614	12.2	1988-92
15.	Roosevelt Bouie	1,560	13.2	1976-80
	Todd Burgan	1,560	12.5	1994-98
17.	Adrian Autry	1,538	12.7	1990-94
18.	Dennis DuVal	1,504	15.0	1971-74
19.	Jason Hart	1,503	11.4	1996-00
20.	Rudy Hackett	1,496	17.2	1972-75
	Dale Shackelford	1,496	12.8	1975-79
22.	Dwayne Washington	1,490	15.7	1983-86
23.	Louis Orr	1,487	12.8	1976-80
24.	Bill Smith	1,451	20.7	1968-71
25.	Otis Hill	1,416	10.9	1993-97
26.	Greg Kohls	1,360	19.2	1969-72
27.	Mike Lee	1,351	16.3	1970-73
28.	Billy Gabor	1,344	14.6	1942-48
	Demetris Nichols	1,344	10.9	2003-07
30.	Etan Thomas	1,340	11.0	1996-00
31.	Vinnie Cohen	1,337	19.7	1953-56
32.	ERIC DEVENDORF	1,296	13.9	2005-
33.	Tony Bruin	1,294	11.6	1979-83
34.	George Hicker	1,245	16.0	1965-68
35.	Damone Brown	1,230	10.9	1997-01
36.	Wendell Alexis	1,212	9.7	1982-86
37.	Jack Kiley	1,193	15.1	1948-51
38.	Ryan Blackwell	1,175	11.8	1997-00
39.	Jim Lee	1,165	13.4	1972-75
40.	Marty Byrnes	1,159	11.0	1974-78
	Marty Headd	1,159	10.9	1977-81
42.	DeShaun Williams	1,136	11.7	1999-02
43.	James Williams	1,119	11.0	1973-77
44.	Ed Stickel	1,096	11.0	1945-49
45.	Jon Cincebox	1,087	15.8	1956-59
46.	Kueth Duany	1,084	8.5	1999-03
47.	Pete Chudy	1,079	16.1	1958-61
48.	Vaughn Harper	1,070	13.5	1965-68
49.	Leo Rautins	1,031	12.1	1980-83

SU CAREER 3-POINT FG

No.	Name	3FGM-3FGA	Pct.	Years
1.	Gerry McNamara	400-1,131	.354	2002-06
2.	Preston Shumpert	249-659	.378	1998-02
3.	Demetris Nichols	205-573	.358	2006-07
4.	Lawrence Moten	197-624	.316	1991-95
5.	Marius Janulis	190-476	.399	1994-98
6.	Todd Burgan	178-496	.358	1994-98
7.	DeShaun Williams	175-521	.336	1999-02
8.	Matt Roe	159-367	.433	1986-89
9.	Eric Devendorf	146-398	.367	2005-
10.	Adrian Autry	139-417	.333	1990-94
	Jason Hart	139-426	.326	1996-00

SU CAREER 3-POINT FGA

No.	Name	3FGM-3FGA	Pct.	Years
1.	Gerry McNamara	400-1,131	.354	2002-06
2.	Preston Shumpert	249-659	.378	1998-02
3.	Lawrence Moten	197-624	.316	1991-95
4.	Demetris Nichols	205-573	.358	2006-07
5.	DeShaun Williams	175-521	.336	1999-02
6.	Todd Burgan	178-496	.358	1994-98
7.	Marius Janulis	190-476	.399	1994-98
8.	Jason Hart	139-426	.326	1996-00
9.	Adrian Autry	139-417	.333	1990-94
10.	Eric Devendorf	146-398	.368	2005-
11.	Matt Roe	159-367	.433	1986-89

SU CAREER 3-POINT PERCENTAGE

No.	Name	3FGM-3FGA	Pct.	Years
1.	Greg Monroe	79-180	.439	1983-87
2.	Matt Roe	159-367	.433	1986-89
3.	Marius Janulis	190-476	.399	1994-98
4.	John Wallace	41-105	.390	1992-96
5.	Preston Shumpert	249-659	.378	1998-02
6.	Mike Hopkins	50-135	.370	1989-93
7.	Eric Devendorf	146-398	.367	2005-
8.	Scott McCorkle	38-104	.365	1990-94
9.	Andy Rautins	126-346	.364	2005-
10.	Todd Burgan	178-496	.359	1994-98

(min. 100 attempts)

3-point field goals were added prior to the 1986-87 season.

SU CAREER FT PERCENTAGE

No.	Name	FTM-FTA	Pct.	Years
1.	Gerry McNamara	435-490	.888	2002-06
2.	Rich Cornwall	217-252	.861	1965-68
3.	Jim Lee	243-283	.859	1972-75
4.	Greg Kohls	388-471	.824	1969-72
5.	John Suder	146-179	.816	1967-70
6.	Marius Janulis	125-154	.812	1994-98
7.	Marty Headd	163-201	.811	1977-81
8.	Dan Schayes	315-391	.806	1977-81
9.	Eric Devendorf	248-311	.797	2005-
10.	Preston Shumpert	358-452	.792	1998-02

(min. 150 attempts)

DEVENDORF VS. DEPAUL

Date	Min	TOTAL		3-PTS		FT-FTA		REBOUNDS		PF-FO	A	TO	Blk	Stl	Pts	Avg	
		FG-FGA	Pct	3FG-FGA	Pct	FT-FTA	Pct	Off-Def	Tot								Avg
3/2/06	27	5-12	.417	2-5	.400	3-4	.750	1-1	2	1-0	1	4	0	0	15		
2/3/07	32	8-16	.500	5-7	.714	6-6	1.000	0-3	3	4-0	4	2	0	5	27		
Totals	2 games	13-28	.464	7-12	.583	9-10	.900	1-4	5	2.5	5-0	5	6	0	5	42	21.0

DEVENDORF'S CAREER STATISTICS

Year	G	GS	TOTAL			3-PTS			FT			REBOUNDS				PF	FO	A	TO	Blk	Stl	Pts	Avg
			FG	FGA	Pct	3FG	FGA	Pct	FT	FTA	Pct	O	D	Tot	Avg								
2005-06	35	30	157	353	.445	50	133	.376	64	78	.821	17	69	86	2.5	93	3	82	81	14	36	428	12.2
2006-07	35	22	172	417	.412	54	153	.353	119	150	.793	15	79	94	2.7	93	1	145	109	11	43	517	14.8
2007-08	10	10	61	131	.466	22	54	.407	26	35	.743	10	16	26	2.6	29	2	39	34	4	17	170	17.0
2008-09	13	11	61	130	.469	20	58	.345	39	48	.813	4	13	17	1.3	26	0	44	44	3	14	181	13.9



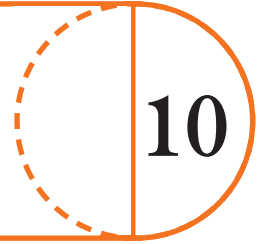
2008-09 SYRACUSE MEN'S BASKETBALL



JONNY FLYNN

Sophomore • 6-0 • 185

Niagara Falls, NY • Niagara Falls



- Third in assists average (5.1) and sixth in minutes played (34.3 mpg) as of Jan. 6
- Flynn leads the Orange in scoring average and has either owned outright or shared the team scoring lead in eight of Syracuse's 15 games.
- Flynn has dished out at least five assists 30 times in his career. Syracuse's record is 22-8 in those games.
- Has scored in double figures in 42 of his 50 career games, including 14 of 15 games this year.
- Tied his career high with six rebounds at USF.
- Notched the third double-double of his career with 10 points and a season-best 10 assists vs. Coppin State. Flynn played all 40 minutes for the second time in 2008-09 against the Golden Eagles.
- Flynn topped the 20-point mark for the fourth time this year with 24 at Memphis. He played the full 40 minutes against the Tigers and was named to the BIG EAST Honor Roll (Dec. 22).
- Averaged 21.5 points vs. Florida and Kansas on his way to CBE Classic MVP honors. He was also a member of the all-tournament team. Off his 43 points in the two games, 35 were scored in the second half or overtime.
- Flynn scored a game-high 25 points, including 17 in the second half, to lead Syracuse back from a 13-point deficit in the second half vs. Kansas in the CBE Classic Championship game. His 3-pointer with six seconds to go in regulation sent the contest to overtime.
- Tallied 16 of his 18 points in the second half in SU's win vs. Florida in the CBE Classic semifinals.
- Season-high 27 points vs. Richmond, one short of his career high.
- Named the BIG EAST Player of the Week (Dec. 1) and CollegeHoops.net Player of the Week (Nov. 31) following his performance in the CBE Classic Championship.
- Only active SU player to start ever game of his career (50).
- One of 50 candidates for the 2008-09 Wooden Award.
- Named to the Preseason All-BIG EAST Team.
- High school teammate of SU junior Paul Harris.

FLYNN GAME-BY-GAME 2008-09

Opponent	MP	FG	3PT	FT	REB	F	A	T	B	S	TP
Le Moyne*	31	6-11	0-2	5-6	0	2	6	2	0	4	17
Richmond*	39	8-15	3-6	8-13	5	2	5	3	0	0	27
Oakland*	31	5-9	3-6	5-6	2	1	4	4	0	0	18
vs. Florida*	35	5-7	2-4	6-6	1	1	4	2	0	2	18
vs. Kansas*	43	6-12	2-4	11-16	1	2	5	5	0	3	25
Virginia*	39	4-9	0-2	7-11	1	0	6	2	1	1	15
Colgate*	24	4-8	1-2	3-4	2	1	7	2	0	3	12
Cornell*	36	10-16	3-6	1-1	2	3	6	6	0	1	24
Long Beach State*	31	2-7	0-2	5-6	5	2	2	2	1	1	9
Cleveland State*	35	7-8	1-1	1-2	4	0	5	4	0	4	16
Canisius*	28	3-10	0-4	6-8	3	1	3	1	0	1	12
at Memphis*	40	9-17	2-5	4-6	4	1	6	5	0	3	24
Coppin State*	40	2-9	1-5	5-6	3	0	10	5	0	0	10
Seton Hall*	24	5-7	1-2	3-4	1	0	5	5	0	0	14
at USF*	38	5-11	0-2	1-3	6	0	3	3	0	1	11

*indicates started

FLYNN'S SEASON AND CAREER HIGHS

POINTS

Season: 27 vs. Richmond
Career: 28 vs. Siena, Pittsburgh, 2007-08

FG MADE

Season: 10 vs. Cornell
Career: 11 vs. Pittsburgh, 2007-08

FG ATTEMPTED

Season: 17 at Memphis
Career: 23 at Georgetown, 2007-08

3-POINT FGM

Season: 3 vs. Cornell, Richmond, Oakland
Career: 6 vs. Siena, Pittsburgh, 2007-08

3-POINT FGA

Season: 6 vs. Cornell, Richmond, Oakland
Career: 10 at Georgetown, vs. Pittsburgh, 2007-08

FT MADE

Season and Career: 11 vs. Kansas, 2008-09

FT ATTEMPTED

Season and Career: 16 vs. Kansas, 2008-09

REBOUNDS

Season and Career: 6 at USF, 2008-09; vs. Massachusetts (NIT), 2007-08

OFF. REBOUNDS

Season: 2 at USF
Career: 3 vs. Siena, at Cincinnati, at Notre Dame, 2007-08

DEF. REBOUNDS

Season: 4 at USF, at Memphis, vs. Cleveland State, Long Beach State, Richmond
Career: 5 vs. Rutgers, 2007-08

ASSISTS

Season: 10 vs. Coppin State
Career: 12 vs. Massachusetts, 2007-08

STEALS

Season and Career: 4 vs. Cleveland State, Le Moyne, 2008-09; vs. Providence, Connecticut, 2007-08

BLOCKS

Season and Career: 1 vs. Long Beach State, Virginia, 2008-09; USF, Rutgers, at Villanova, at Notre Dame, at Seton Hall, vs. Massachusetts (NIT), 2007-08

MINUTES

Season: 43 vs. Kansas
Career: 45 at Georgetown, 2007-08



Weekly Honor Roll (Dec. 22)
Player of the Week (Dec. 1)
Preseason
All-Conference Team



Tournament MVP
All-Tournament Team

CollegeHoops.net

Player of the Week (Nov. 31)



2008-09 SYRACUSE MEN'S BASKETBALL

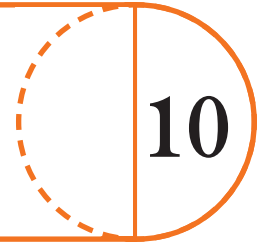
2003 NCAA Champions • 31 NCAA Tournaments • 12 NIT Tournaments • 8 BIG EAST Championships • 5 BIG EAST Tournament Titles



JONNY FLYNN

Sophomore • 6-0 • 185

Niagara Falls, NY • Niagara Falls



THE WOODEN AWARD

Jonny Flynn is a member of the John R. Wooden Award Preseason Top 50 List.

Created in 1976, the Wooden Award is given to the nation's best player who is making progress toward graduation and maintaining a 2.0 grade-point-average.

The 33rd annual Wooden Award ceremony, which will include the announcement of the Men's and Women's Wooden Award, and the presentation of the Wooden Award All-American Teams and the Legends of Coaching Award to Rick Barnes from The University of Texas, will be held at The Los Angeles Athletic Club in April 2009.

FLYNN VS. DEPAUL

Date	Min	TOTAL		3-PTS		FT-FTA	Pct	REBOUNDS			PF-FO	A	TO	Blk	Stl	Pts	Avg
		FG-FGA	Pct	3FG-FGA	Pct			Off-Def	Tot	Avg							
1/30/08	40	3-11	.273	0-4	.000	0-0	.000	1-2		3	1-0	1	1	0	2	6	
Totals	1 game	3-11	.273	0-4	.000	0-0	.000	1-2		3	1-0	1	1	0	2	6	6.0


FLYNN'S CAREER STATISTICS

Year	G	GS	TOTAL			3-PTS			FT	FTA	Pct	REBOUNDS				PF	FO	A	TO	Blk	Stl	Pts	Avg
			FG	FGA	Pct	3FG	FGA	Pct				O	D	Tot	Avg								
2007-08	35	35	191	416	.459	56	161	.348	110	142	.775	22	72	94	2.7	51	0	185	95	6	53	548	15.7
2008-09	15	15	81	156	.519	19	53	.358	71	98	.724	5	35	40	2.7	16	0	77	51	2	24	252	16.8
Totals	50	50	272	572	.476	75	214	.350	181	240	.754	27	107	134	2.7	67	0	262	146	8	77	800	16.0



2008-09 SYRACUSE MEN'S BASKETBALL

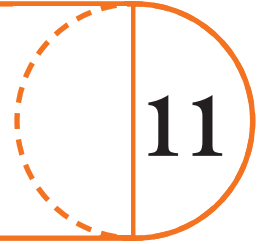
2003 NCAA Champions • 31 NCAA Tournaments • 12 NIT Tournaments • 8 BIG EAST Championships • 5 BIG EAST Tournament Titles



PAUL HARRIS

Junior • 6-4 • 230

Niagara Falls, NY • Niagara Falls/
Notre Dame Prep



	Weekly Honor Roll (Dec. 8)
	All-Tournament Team

HARRIS' SEASON AND CAREER HIGHS

POINTS
Season: 22 vs. Colgate
Career: 28 at Villanova, 2007-08

FG MADE
Season and Career: 9 vs. Colgate, 2008-09; USF, 2007-08; Notre Dame (BET), 2006-07

FG ATTEMPTED
Season: 13 vs. Colgate
Career: 18 vs. USF, 2007-08

3-POINT FGM
Season: 1 at Memphis, vs. Richmond
Career: 2 vs. Villanova (BET), 2007-08

3-POINT FGA
Season: 3 vs. Colgate
Career: 5 vs. Robert Morris (NIT), 2007-08

FT MADE
Season: 9 vs. Cornell
Career: 12 at Villanova, vs. Robert Morris (NIT), 2007-08

FT ATTEMPTED
Season: 10 vs. Cornell
Career: 16 at Villanova, vs. Robert Morris (NIT), 2007-08

REBOUNDS
Season: 14 vs. Kansas
Career: 15 vs. Northeastern, Siena, 2007-08; vs. Notre Dame (BET), 2006-07

OFF. REBOUNDS
Season: 6 vs. Canisius, Le Moyne
Career: 7 vs. Tulane, 2007-08; vs. Notre Dame (BET), 2006-07

DEF. REBOUNDS
Season: 11 vs. Kansas
Career: 12 at Virginia, 2007-08

ASSISTS
Season: 5 vs. Kansas
Career: 7 vs. Northeastern, St. John's, at DePaul, 2007-08

STEALS
Season: 3 vs. Virginia
Career: 6 vs. Pittsburgh, 2007-08

BLOCKS
Season: 3 vs. Oakland
Career: 4 vs. Villanova, 2007-08

MINUTES
Season: 38 vs. Kansas
Career: 43 at Georgetown, 2007-08

- Harris needs 12 points to become the 50th 1,000-point scorer in Syracuse history.
- Has seen his rebounding average increase every season - from 7.1 rpg as a freshman in 2006-07 to 8.2 rpg as a sophomore last year to 8.4 rpg as a junior this season.
- Team's active leader and fourth among active BIG EAST players in double-doubles with 24, including five this season. Syracuse is 16-8 in games in which Harris records a double-double.
- Harris has scored in double figures in 11 of the 14 games he's played this season.
- Harris did not attempt a field goal in SU's BIG EAST opener against Seton Hall. It marked the second game in his career that he did not take a shot.
- Harris averaged 21.5 ppg in wins against Colgate and Cornell to earn BIG EAST Honor Roll honors (Dec. 8).
- Season-best 22 points against Colgate. He tied his career high with nine made field goals.
- Posted consecutive double-doubles vs. Florida and Kansas at the CBE Classic to earn a place on the all-tournament team. He had 18 points and 11 rebounds vs. Florida in the semifinals and 14 points and 14 boards in the title game vs. Kansas.
- Double-double 12 points and 10 rebounds vs. Le Moyne in the team's season opener.
- Harris averaged 8.2 rebounds per game last season and hauled in 286 boards, the fifth-best total for a sophomore in school history.
- High school teammate of SU sophomore Jonny Flynn.

HARRIS GAME-BY-GAME 2008-09


Opponent	MP	FG	3PT	FT	REB	F	A	T	B	S	TP
Le Moyne*	23	6-11	0-1	0-0	10	1	1	1	0	1	12
Richmond*	29	3-5	1-1	0-0	5	2	2	1	1	1	7
Oakland*	28	3-10	0-2	5-6	9	1	4	2	3	1	11
vs. Florida*	37	7-11	0-1	4-8	11	1	2	5	0	1	18
vs. Kansas*	38	5-9	0-2	4-6	14	4	5	3	2	1	14
Virginia*	33	4-9	0-1	5-7	8	1	1	5	1	3	13
Colgate*	21	9-13	0-3	4-5	5	1	1	2	0	0	22
Cornell*	32	6-9	0-1	9-10	9	1	3	2	1	0	21
Long Beach State*	26	1-5	0-0	3-6	6	1	2	0	0	0	5
Cleveland State*	37	3-7	0-0	5-7	10	2	3	2	0	0	11
Canisius*	24	4-12	0-1	5-5	11	2	3	0	0	0	13
at Memphis*	37	4-9	1-1	6-9	8	4	3	4	0	1	15
Coppin State*	33	6-8	0-1	3-5	9	2	2	3	0	0	15
Seton Hall*	11	0-0	0-0	3-4	3	0	1	0	0	0	3

*indicates started



2008-09 SYRACUSE MEN'S BASKETBALL

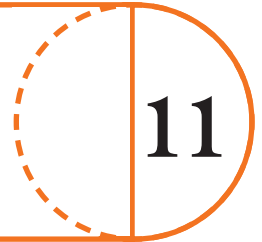
2003 NCAA Champions • 31 NCAA Tournaments • 12 NIT Tournaments • 8 BIG EAST Championships • 5 BIG EAST Tournament Titles



PAUL HARRIS

Junior • 6-4 • 230

Niagara Falls, NY • Niagara Falls/
Notre Dame Prep



BIG EAST ACTIVE DOUBLE-DOUBLES

includes Jan. 5 games

No.	Name	2008-09	Career
1.	Jeff Adrien, Connecticut	4	37
2.	Luke Harangody, Notre Dame	9	34
3.	Geoff McDermott, Providence	4	26
4.	Paul Harris, Syracuse	5	24
5.	DeJuan Blair, Pittsburgh	9	23

HARRIS VS. DEPAUL


Date	Min	TOTAL		3-PTS		FT-FTA	Pct	REBOUNDS			PF-FO	A	TO	Blk	Stl	Pts	Avg
		FG-FGA	Pct	3FG-FGA	Pct			Off-Def	Tot	Avg							
2/3/07	15	2-5	.400	0-0	.000	0-0	.000	3-0	3		2-0	2	0	0	0	4	
1/30/08	39	3-8	.375	0-1	.000	4-5	.800	2-6	8		2-0	7	7	0	1	10	
Totals	2 games	5-13	.385	0-1	.000	4-5	.800	5-6	11	5.5	4-0	9	7	0	1	14	7.0

HARRIS' CAREER STATISTICS

Year	G	GS	TOTAL		3-PTS		FT	FTA	Pct	REBOUNDS			PF	FO	A	TO	Blk	Stl	Pts	Avg			
			FG	FGA	Pct	3FG				FGA	Pct	O									D	Tot	Avg
2006-07	35	1	94	217	.433	1	20	.050	113	166	.681	74	174	248	7.1	68	1	57	66	21	28	302	8.6
2007-08	35	35	161	343	.469	11	34	.324	173	237	.730	99	187	286	8.2	90	0	117	117	28	59	506	14.5
2008-09	14	14	61	118	.517	2	15	.133	56	78	.718	35	83	118	8.4	23	0	33	30	8	9	180	12.9
Totals	84	50	316	678	.466	14	69	.203	342	481	.711	208	444	652	7.8	181	1	207	213	57	96	988	11.8



2008-09 SYRACUSE MEN'S BASKETBALL



RICK JACKSON

Sophomore • 6-9 • 240

Philadelphia, PA • Neumann-Goretti H.S.

00

- Jackson is averaging 11.2 points, 6.4 rebounds 2.2 blocks in the last five games, including the first four starts of his career. He played a career-high 33 minutes in SU's win against Coppin State.
- Jackson has at least one rebound in 45 of his 50 career appearances and has grabbed multiple boards in 13 of the team's 15 games this season.
- Has grabbed at least nine rebounds four times in 2008-09.
- Tied for seventh in the conference in overall blocks per game at 1.7 (as of Jan. 6) and is tied for fourth in blocks per game (2.0) in conference play.
- He has scored in double figures six times already this season. Jackson reached double-digit points twice in 35 games last year.
- Jackson tied his personal high with 14 points at Memphis in the first start of his career. He played 28 minutes against the Tigers. He tied his career high with seven field goals. Also had 14 points in SU's conference-opening win vs. Seton Hall.
- Recorded the first double-double of his career with 10 points and a personal-best 10 boards vs. Colgate in 13 minutes of action.
- Tied his career high with five blocks against Virginia.
- Tied Paul Harris for game-high rebounding honors vs. Oakland (9). Secured a career-best eight defensive boards against the Golden Grizzlies.
- High school teammate of SU sophomore Scoop Jardine.

JACKSON GAME-BY-GAME 2008-09

Opponent	MP	FG	3PT	FT	REB	F	A	T	B	S	TP
Le Moyne	19	1-2	0-0	2-2	9	2	2	4	3	3	4
Richmond	9	0-1	0-0	0-0	3	2	0	0	0	1	0
Oakland	19	2-3	0-0	0-0	9	1	0	2	3	1	4
vs. Florida	11	0-1	0-0	1-2	3	1	1	1	0	0	1
vs. Kansas	7	0-1	0-0	0-0	1	3	0	1	0	0	0
Virginia	15	4-8	0-0	0-0	6	0	0	0	5	1	8
Colgate	13	3-6	0-0	4-4	10	2	1	2	0	2	10
Cornell	13	0-1	0-0	0-0	1	1	1	0	0	1	0
Long Beach State	19	4-6	0-0	3-3	9	2	2	2	3	0	11
Cleveland State	10	3-5	0-0	0-0	2	1	1	0	1	0	6
Canisius	21	7-9	0-0	0-1	8	2	0	3	3	0	14
at Memphis*	28	7-12	0-0	0-1	7	1	1	0	2	1	14
Coppin State*	33	5-7	0-0	0-0	6	2	3	5	2	1	10
Seton Hall*	14	5-6	0-0	4-6	7	3	0	0	3	1	14
at USF*	18	2-3	0-0	0-0	4	3	3	1	1	0	4

*indicates started

JACKSON'S SEASON AND CAREER HIGHS

POINTS

Season and Career: 14 vs. Seton Hall, at Memphis, vs. Canisius, 2008-09

FG MADE

Season and Career: 7 at Memphis, vs. Canisius, 2008-09

FG ATTEMPTED

Season and Career: 12 at Memphis, 2008-09

3-POINT FGM

Season and Career: 0

3-POINT FGA

Season and Career: 0

FT MADE

Season and Career: 4 vs. Seton Hall, Colgate, 2008-09; vs. Washington, 2007-08

FT ATTEMPTED

Season and Career: 6 vs. Seton Hall, 2008-09; vs. Washington, Providence, at Notre Dame, 2007-08

REBOUNDS

Season and Career: 10 vs. Colgate, 2008-09

OFF. REBOUNDS

Season and Career: 4 vs. Canisius, Colgate, 2008-09; vs. Cornell, Providence, 2007-08

DEF. REBOUNDS

Season and Career: 8 vs. Oakland, 2008-09

ASSISTS

Season: 3 at USF, vs. Coppin State
Career: 4 vs. Colgate, 2007-08

STEALS

Season and Career: 3 vs. Le Moyne, 2008-09; vs. East Tennessee State, 2007-08

BLOCKS

Season and Career: 5 vs. Virginia, 2008-09; vs. USF, 2007-08

MINUTES

Season and Career: 33 vs. Coppin State, 2008-09

JACKSON VS. DEPAUL

Date	Min	TOTAL		3-PTS		FT-FTA		REBOUNDS		PF	FO	A	TO	Blk	Stl	Pts	Avg
		FG-FGA	Pct	3FG-FGA	Pct	Pct	Pct	Off-Def	Tot								
1/30/08	13	1-2	.500	0-0	.000	0-0	.000	0-0	0	0-0	2	1	0	0	2		
Totals	1 game	1-2	.500	0-0	.000	0-0	.000	0-0	0	0.0	0-0	2	1	0	0	2	2.0

JACKSON'S CAREER STATISTICS

Year	G	GS	TOTAL		3-PTS		FT		REBOUNDS		PF	FO	A	TO	Blk	Stl	Pts	Avg					
			FG	FGA	Pct	3FG	FGA	Pct	Pct	Pct									O	D	Tot	Avg	
2007-08	35	0	51	97	.526	0	0	.000	28	53	.528	42	63	105	3.0	44	0	19	32	44	15	130	3.7
2008-09	15	4	43	71	.606	0	0	.000	14	19	.737	30	55	85	5.7	26	0	15	21	26	12	100	6.7
Totals	50	4	94	168	.560	0	0	.000	42	72	.583	72	118	190	3.8	70	0	34	53	70	27	230	4.6



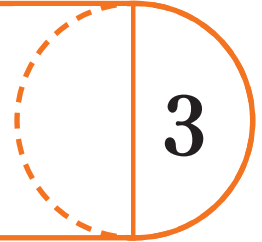
2008-09 SYRACUSE MEN'S BASKETBALL

2003 NCAA Champions • 31 NCAA Tournaments • 12 NIT Tournaments • 8 BIG EAST Championships • 5 BIG EAST Tournament Titles



MOOKIE JONES

Freshman • 6-6 • 220
Peekskill, NY • Peekskill H.S.



- Jones tallied eight points, including a career-high two 3-pointers vs. Canisius. He also dished out the first two assists of his career against the Golden Griffins.
- Career-best five rebounds in SU's win against Long Beach State.
- Had his best all-round game with nine points and three steals in 21 minutes vs. Colgate.
- Scored seven points in eight minutes vs. Oakland, including the first two made free throws of his career.
- Recorded his first collegiate points with a 3-pointer in SU's season-opening win vs. Le Moyne.
- Led Peekskill H.S. to three state championships.
- Ranked 35th overall and sixth among small forwards by *Rivals.com* coming out of high school.

JONES GAME-BY-GAME 2008-09

Opponent	MP	FG	3PT	FT	REB	F	A	T	B	S	TP
Le Moyne	10	1-4	1-4	0-0	1	1	0	0	1	0	3
Oakland	8	2-2	1-1	2-2	0	2	0	0	0	0	7
Colgate	21	4-8	1-3	0-0	1	1	0	0	0	3	9
Long Beach State	14	2-4	1-3	0-0	5	2	0	1	0	1	5
Canisius	15	3-5	2-4	0-0	2	2	2	1	1	0	8
at Memphis	2	0-2	0-2	0-0	0	1	0	0	0	0	0
Coppin State	5	0-2	0-2	0-0	1	0	1	0	0	0	0
Seton Hall	12	2-3	1-2	0-1	2	4	1	2	0	1	5

*indicates started

JONES' SEASON AND CAREER HIGHS

POINTS

Season and Career: 9 vs. Colgate

FG MADE

Season and Career: 4 vs. Colgate

FG ATTEMPTED

Season and Career: 8 vs. Colgate

3-POINT FGM

Season and Career: 2 vs. Canisius

3-POINT FGA

Season and Career: 4 vs. Canisius, Le Moyne

FT MADE

Season and Career: 2 vs. Oakland

FT ATTEMPTED

Season and Career: 2 vs. Oakland

REBOUNDS

Season and Career: 5 vs. Long Beach State

OFF. REBOUNDS

Season and Career: 1 vs. Long Beach State

DEF. REBOUNDS

Season and Career: 4 vs. Long Beach State

ASSISTS

Season and Career: 2 vs. Canisius

STEALS

Season and Career: 3 vs. Colgate

BLOCKS

Season: 1 vs. Canisius, Le Moyne

MINUTES

Season and Career: 21 vs. Colgate

JONES' CAREER STATISTICS

Year	G	GS	TOTAL			3-PTS			FT	FTA	Pct	REBOUNDS				PF	FO	A	TO	Blk	Stl	Pts	Avg
			FG	FGA	Pct	3FG	FGA	Pct				O	D	Tot	Avg								
2008-09	8	0	14	30	.467	7	21	.333	2	3	.667	1	11	12	1.5	13	0	4	4	2	5	37	4.6



2008-09 SYRACUSE MEN'S BASKETBALL



KRIS JOSEPH

Freshman • 6-7 • 220

Montreal, Quebec • Archbishop Carroll (D.C)

32

- Joseph has at least one field goal in 13 of SU's 15 games.
- Scored seven points and had three rebounds in the first start of his career at USF. Tied his career high with three made free throws.
- Joseph logged a personal-best 29 minutes for the second consecutive game in SU's win vs. Seton Hall. Recorded a career-best eight boards and made a personal-high three free throws.
- Scored six points and had six rebounds in a career-high 29 minutes vs. Coppin State. Also had a season-best two blocks.
- Personal-best four steals in 24 minutes vs. Cornell.
- Played 26 minutes and was in double figures for the second straight game vs. Florida with 10 points.
- Had his best game of year vs. Oakland. Scored a personal-best 13 points on 6-for-6 shooting, including his first career 3-pointer. Also had six rebounds in 19 minutes off the bench.
- Tallied seven points, two rebounds, and three steals in his collegiate debut against Le Moyne.
- Ranked 114th overall and the 17th-best small forward in the class of 2008 by *Rivals.com*.

JOSEPH GAME-BY-GAME 2008-09

Opponent	MP	FG	3PT	FT	REB	F	A	T	B	S	TP
Le Moyne	22	3-7	0-2	1-2	2	0	1	1	1	3	7
Richmond	12	1-2	0-1	0-0	4	2	3	0	0	1	2
Oakland	19	6-6	1-1	0-1	6	1	1	4	0	2	13
vs. Florida	26	5-8	0-0	0-2	5	2	3	1	1	1	10
vs. Kansas	11	0-2	0-1	0-0	0	0	1	1	0	0	0
Virginia	15	1-2	0-1	0-0	2	3	0	3	0	0	2
Colgate	16	3-9	0-2	1-2	4	0	0	0	0	1	7
Cornell	24	1-3	0-1	2-4	4	0	0	0	0	4	4
Long Beach State	19	1-3	1-3	1-2	3	2	1	3	0	2	4
Cleveland State	9	0-0	0-0	0-2	0	0	0	0	1	1	0
Canisius	17	1-3	0-1	2-4	4	1	1	1	0	1	4
at Memphis	25	2-4	1-1	1-4	2	0	0	2	1	2	6
Coppin State	29	2-5	0-1	2-3	6	3	2	2	2	1	6
Seton Hall	29	1-4	0-0	3-6	8	1	2	1	1	2	5
at USF*	28	2-6	0-1	3-3	3	1	0	2	0	0	7

*indicates started

JOSEPH'S SEASON AND CAREER HIGHS

POINTS

Season and Career: 13 vs. Oakland

FG MADE

Season and Career: 6 vs. Oakland

FG ATTEMPTED

Season and Career: 9 vs. Colgate

3-POINT FGM

Season and Career: 1 at Memphis, vs. Oakland, Long Beach State

3-POINT FGA

Season and Career: 3 vs. Long Beach State

FT MADE

Season and Career: 3 at USF, vs. Seton Hall

FT ATTEMPTED

Season and Career: 6 vs. Seton Hall

REBOUNDS

Season and Career: 8 vs. Seton Hall

OFF. REBOUNDS

Season and Career: 3 vs. Seton Hall, Oakland

DEF. REBOUNDS

Season and Career: 5 vs. Seton Hall

ASSISTS

Season and Career: 3 vs. Florida, Richmond

STEALS

Season and Career: 4 vs. Cornell

BLOCKS

Season and Career: 2 vs. Coppin State

MINUTES

Season and Career: 29 vs. Seton Hall, Coppin State

JOSEPH'S CAREER STATISTICS

Year	G	GS	TOTAL		Pct	3-PTS		Pct	FT	FTA	Pct	REBOUNDS				PF	FO	A	TO	Blk	Std	Pts	Avg
			FG	FGA		3FG	FGA					O	D	Tot	Avg								
2008-09	15	1	29	64	.453	3	16	.188	16	35	.457	16	37	53	3.5	16	0	15	21	7	21	77	5.1



2008-09 SYRACUSE MEN'S BASKETBALL

2003 NCAA Champions • 31 NCAA Tournaments • 12 NIT Tournaments • 8 BIG EAST Championships • 5 BIG EAST Tournament Titles



KRISTOF ONGENAET

Senior • 6-8 • 215

Ghent, Belgium • College Melle Cuesta C.C.

12

- Secured a season-best eight rebounds (all defensive), including the 200th of his career in SU's win against Seton Hall.
- Season-best seven points vs. Cleveland State on 3-of-4 shooting.
- Tied his career-best with four offensive rebounds vs. Oakland.
- Tallied a team-best seven rebounds in 24 minutes vs. Richmond.

ONGENAET GAME-BY-GAME 2008-09

Opponent	MP	FG	3PT	FT	REB	F	A	T	B	S	TP
Le Moyne*	9	1-1	0-0	0-0	3	3	1	2	0	2	2
Richmond*	24	0-3	0-1	0-0	7	4	3	1	1	1	0
Oakland*	17	0-2	0-2	2-4	7	0	0	1	0	2	2
vs. Florida*	11	1-1	0-0	3-4	3	2	3	1	1	0	5
vs. Kansas*	12	1-2	0-0	0-2	3	1	0	0	0	0	2
Virginia*	6	0-1	0-0	0-0	0	1	1	1	0	0	0
Colgate*	23	0-2	0-0	0-2	5	3	2	2	0	0	0
Cornell*	11	0-2	0-0	1-2	6	1	0	1	1	1	1
Long Beach State*	11	0-1	0-0	2-2	5	3	1	0	1	0	2
Cleveland State*	20	3-4	0-1	1-2	4	4	1	3	0	1	7
Canisius*	10	0-2	0-0	3-5	5	0	0	0	0	0	3
at Memphis	0+	0-0	0-0	0-0	0	0	0	1	0	0	0
Coppin State	4	0-0	0-0	0-0	2	1	0	1	1	0	0
Seton Hall	23	1-3	0-0	0-0	8	3	1	1	1	1	2
at USF	20	1-6	0-0	0-1	5	1	2	1	0	0	2

*indicates started

ONGENAET SEASON AND CAREER HIGHS

POINTS

Season: 7 vs. Cleveland State
Career: 13 vs. Robert Morris (NIT), 2007-08

FG MADE

Season: 3 vs. Cleveland State
Career: 4 at Villanova, at Notre Dame, at Seton Hall, vs. Marquette, vs. Robert Morris (NIT), vs. Maryland (NIT), 2007-08

FG ATTEMPTED

Season: 6 at USF
Career: 11 at Notre Dame, 2007-08

3-POINT FGM

Season: 0
Career: 1 vs. Colgate, at Villanova, at USF, at Notre Dame, at Seton Hall, 2007-08

3-POINT FGA

Season: 2 vs. Oakland
Career: 3 at Notre Dame, 2007-08

FT MADE

Season: 3 vs. Canisius, Florida
Career: 5 vs. Robert Morris (NIT), 2007-08

FT ATTEMPTED

Season: 5 vs. Canisius
Career: 8 vs. East Tennessee State, 2007-08

REBOUNDS

Season: 8 vs. Seton Hall
Career: 11 at Seton Hall, 2007-08

OFF. REBOUNDS

Season and Career: 4 vs. Oakland, 2008-09;
vs. Cornell, 2007-08

DEF. REBOUNDS

Season and Career: 8 vs. Seton Hall, 2008-09;
at Seton Hall, 2007-08

ASSISTS

Season: 3 vs. Florida, Richmond
Career: 5 vs. Pittsburgh, 2007-08

STEALS

Season: 2 vs. Oakland, Le Moyne
Career: 3 at Villanova, 2007-08

BLOCKS

Season: 1 vs. Seton Hall, Coppin State, Long Beach State, Cornell, Florida, Richmond
Career: 3 vs. Marquette, 2007-08

MINUTES

Season: 24 vs. Richmond
Career: 38 at Georgetown, 2007-08

ONGENAET VS. DEPAUL

Date	Min	TOTAL		3-PTS		REBOUNDS				PF	FO	A	TO	Blk	Stl	Pts	Avg
		FG-FGA	Pct	3FG-FGA	Pct	FT-FTA	Pct	Off-Def	Tot								
1/30/08	34	1-4	.250	0-1	.000	4-4	1.000	4-5	9	4-0	1	1	1	1	0	6	
Totals	1 game	1-4	.250	0-1	.000	4-4	1.000	4-5	9	9.0	4-0	1	1	1	0	6	6.0

ONGENAET'S CAREER STATISTICS

Year	G	GS	TOTAL		3-PTS		REBOUNDS				PF	FO	A	TO	Blk	Stl	Pts	Avg					
			FG	FGA	Pct	3FG	FGA	Pct	FT	FTA									Pct	O	D	Tot	Avg
2007-08	33	15	50	97	.515	5	25	.200	42	62	.677	51	96	147	4.5	78	2	33	42	19	22	147	4.5
2008-09	15	11	8	30	.267	0	4	.000	12	24	.500	20	43	63	4.2	27	0	15	16	6	8	28	1.9
Totals	48	26	58	127	.457	5	29	.172	54	86	.628	71	139	210	4.4	105	2	48	58	25	30	175	3.6

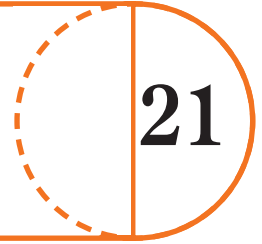


2008-09 SYRACUSE MEN'S BASKETBALL



ARINZE ONUAKU

Junior • 6-9 • 275
Lanham, MD • Episopal H.S.



- Leads the BIG EAST and is second in the nation in field goal percentage at 69.9 percent (79-113). Onuaku is on pace to set the Orange season record for field goal percentage (see next page).
- Made 17 consecutive field goals from Dec. 1 to Dec. 13. The streak matches the longest in team history dating back to 1998-99. Onuaku also made 17 straight field goals in December 2007.
- Onuaku has been perfect from the floor (min. 5 att.) five times in his career, including three times this season. He was 7-for-7 and scored 17 points against Long Beach State.
- Onuaku has scored in double figures in 13 of 15 games this year.
- Tied for seventh in the BIG EAST in overall blocked shots per game at 1.7 (as of Jan. 6). He tied his personal best with four rejections vs. Cleveland State.
- Onuaku his second double-double in the last three games with 13 points and 10 rebounds in SU's win at USF.
- Recorded consecutive double-doubles vs. Florida and Kansas at the CBE Classic. He finished with 13 points and 12 rebounds vs. Florida and a season-best 19 points and 12 boards vs. Kansas. Also tied his career high with four blocks against the Jayhawks.
- Connected on all five of his field-goal attempts vs. Oakland and Cornell.

ONUAKU GAME-BY-GAME 2008-09

Opponent	MP	FG	3PT	FT	REB	F	A	T	B	S	TP
Le Moyne*	25	6-8	0-0	0-1	7	0	2	2	3	2	12
Richmond*	30	8-11	0-0	1-1	6	0	0	0	0	0	17
Oakland*	22	5-5	0-0	4-7	5	4	0	2	3	0	14
vs. Florida*	32	5-8	0-0	3-7	12	2	1	1	0	1	13
vs. Kansas*	39	8-10	0-0	3-3	12	4	0	0	4	2	19
Virginia*	25	1-3	0-0	4-4	10	4	0	0	2	0	6
Colgate*	23	5-6	0-0	0-0	6	0	0	2	3	0	10
Cornell*	28	5-5	0-0	2-8	4	3	1	3	1	1	12
Long Beach State*	16	7-7	0-0	3-9	6	1	0	1	0	0	17
Cleveland State*	31	5-8	0-0	1-2	7	2	2	2	4	1	11
Canisius*	27	5-8	0-0	2-2	9	1	1	0	3	1	12
at Memphis*	30	2-4	0-0	0-4	5	4	0	1	0	0	4
Coppin State*	21	6-8	0-0	0-2	10	2	1	2	1	0	12
Seton Hall*	27	5-9	0-0	1-1	7	2	1	3	1	1	11
at USF*	32	6-13	0-0	1-9	10	1	0	2	1	1	13

*indicates started

ONUAKU'S SEASON AND CAREER HIGHS

POINTS

Season: 19 vs. Kansas
Career: 23 vs. St. John's 2007-08

FG MADE

Season: 8 vs. Kansas, Richmond
Career: 11 vs. St. John's, 2007-08

FG ATTEMPTED

Season: 13 at USF
Career: 20 vs. Massachusetts (NIT), 2007-08

3-POINT FGM

Season: 0
Career: 0

3-POINT FGA

Season: 0
Career: 0

FT MADE

Season: 4 vs. Virginia, Oakland
Career: 7 vs. Washington, 2007-08

FT ATTEMPTED

Season: 9 at USF, vs. Long Beach State
Career: 12 vs. Washington, Massachusetts, 2007-08

REBOUNDS

Season: 12 vs. Kansas, Florida
Career: 16 vs. Tulane, 2007-08

OFF. REBOUNDS

Season: 6 at USF
Career: 8 vs. Tulane, at Notre Dame, 2007-08

DEF. REBOUNDS

Season and Career: 10 vs. Kansas, 2008-09

ASSISTS

Season: 2 vs. Long Beach State, Le Moyne
Career: 5 at Georgetown, 2007-08

STEALS

Season: 2 vs. Le Moyne
Career: 4 vs. Tulane, Robert Morris (NIT), 2007-08

BLOCKS

Season and Career: 4 vs. Cleveland State, Kansas, 2008-09; vs. Northeastern, Villanova (BET), 2007-08

MINUTES

Season: 39 vs. Kansas
Career: 41 at Georgetown, 2007-08



2008-09 SYRACUSE MEN'S BASKETBALL

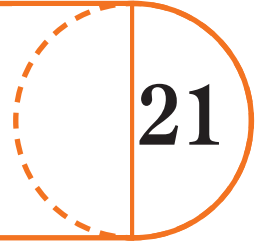
2003 NCAA Champions • 31 NCAA Tournaments • 12 NIT Tournaments • 8 BIG EAST Championships • 5 BIG EAST Tournament Titles



ARINZE ONUAKU

Junior • 6-9 • 275

Lanham, MD • Episopal H.S.



CONSECUTIVE FIELD GOALS MADE 1998-99 TO PRESENT

Season	Player	FGM	Gms.	Dates
2008-09	Arinze Onuaku	17	3	Dec. 1-13
2007-08	Arinze Onuaku	17	3	Dec. 8-15
1998-99	Etan Thomas	**12	3	Dec. 29-Jan. 5
2004-05	Terrence Roberts	12	3	Dec. 28-Jan. 5
2003-04	Hakim Warrick	11	1	Feb. 14
2001-02	Jeremy McNeil	11	5	Jan. 2-14
2000-01	Jeremy McNeil	11	10	Feb. 10-Mar. 9

** - play-by-play not available; could be as many as 14

SU SEASON FG PERCENTAGE

No.	Name	FGM-FGA	Pct.	Year
1.	Arinze Onuaku	79-113	.699	2008-09
2.	Roosevelt Bouie	189-289	.654	1979-80
3.	Stephen Thompson	297-465	.639	1988-89
4.	Roosevelt Bouie	176-279	.631	1978-79
5.	Arinze Onuaku	186-296	.628	2007-08
6.	Etan Thomas	148-240	.617	1998-99
7.	Etan Thomas	144-236	.610	1997-98
8.	Andre Hawkins	68-112	.607	1982-83
9.	Bill Smith	222-366	.606	1970-71
10.	Bill Smith	137-227	.603	1969-70

NCAA FIELD GOAL PCT.

includes Jan. 5 games; min. 5.0 field goals made per game

No.	Name	FGM-FGA	Pct.
1.	Patrick Patterson, Kentucky	117-164	.713
2.	Arinze Onuaku, Syracuse	79-113	.699
3.	Ahmad Nivins, St. Joseph's	89-130	.685
4.	Justin Rutty, Quinnipiac	94-140	.671
5.	Hasheem Thabeet, UConn	65-97	.670

ONUAKU VS. DEPAUL

Date	Min	TOTAL		3-PTS		FT-FTA		REBOUNDS		PF-FO	A	TO	Blk	Stl	Pts	Avg	
		FG-FGA	Pct	3FG-FGA	Pct	Off-Def	Tot	Avg									
3/2/06	10	1-1	1.000	0-0	.000	0-0	.000	1-2	3	0-0	0	1	0	0	2		
1/30/08	38	10-13	.769	0-0	.000	2-4	.500	2-7	9	1-0	0	1	2	0	22		
Totals	2 games	11-14	.786	0-0	.000	2-4	.500	3-9	12	6.0	1-0	0	2	2	0	24	12.0

ONUAKU'S CAREER STATISTICS

Year	G	GS	TOTAL		3-PTS		FT-FTA		REBOUNDS		PF	FO	A	TO	Blk	Stl	Pts	Avg					
			FG	FGA	Pct	3FG	FGA	Pct	O	D									Tot	Avg			
2005-06	29	0	23	41	.561	0	0	.000	12	27	.444	32	48	80	2.8	31	2	4	13	13	5	58	2.0
2007-08	35	35	186	296	.628	0	0	.000	73	164	.445	114	170	284	8.1	108	4	26	67	47	36	445	12.7
2008-09	15	15	79	113	.699	0	0	.000	25	60	.417	41	75	116	7.7	30	0	9	21	26	10	183	12.2
Totals	79	50	288	450	.640	0	0	.000	110	251	.438	187	293	480	6.1	169	6	39	101	86	51	686	8.7



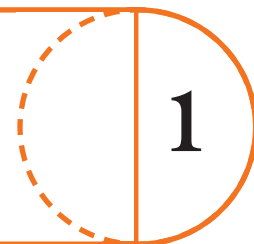
2008-09 SYRACUSE MEN'S BASKETBALL



ANDY RAUTINS

Junior • 6-5 • 205

Jamesville, NY • Jamesville-DeWitt H.S.



Weekly Honor Roll (Dec. 29)

RAUTINS' SEASON AND CAREER HIGHS

POINTS
Season and Career: 29 vs. Coppin State, 2008-09

FG MADE
Season and Career: 9 vs. Coppin State, 2008-09

FG ATTEMPTED
Season and Career: 16 vs. Coppin State, 2008-09

3-POINT FGM
Season and Career: 9 vs. Coppin State, 2008-09

3-POINT FGA
Season and Career: 16 vs. Coppin State, 2008-09

FT MADE
Season and Career: 5 vs. Cornell

FT ATTEMPTED
Season and Career: 7 vs. Virginia, 2007-08

REBOUNDS
Season and Career: 7 at USF, 2008-09

OFF. REBOUNDS
Season and Career: 2 vs. Seton Hall, 2008-09; vs. Connecticut, at Providence, at Villanova, vs. Notre Dame (BET), vs. San Diego State (NIT), 2006-07

DEF. REBOUNDS
Season and Career: 6 at USF, 2008-09; vs. Charlotte, 2006-07

ASSISTS
Season and Career: 9 vs. Le Moyne, 2008-09

STEALS
Season and Career: 4 vs. Le Moyne, 2008-09; Colgate, at Providence, 2006-07

BLOCKS
Season: 0
Career: 1 vs. Holy Cross, Drexel, at Rutgers, vs. DePaul, Connecticut, vs. Connecticut (BET), 2006-07; vs. Rutgers, at DePaul, 2005-06

MINUTES
Season and Career: 40 at USF, 2008-09

- In BIG EAST games only, Rautins is fifth in scoring (20.0 ppg) and tied for first in 3-point field goals made (11).
- Rautins is averaging 19.5 ppg in his four starts compared to 8.4 ppg in the 11 games he has come off the bench this season.
- Rautins is 20-of-34 from 3-point range in SU's last three games (.588).
- Of his 155 career field goals, 126 are 3-pointers (81.3 pct.).
- He is currently ninth on SU's career field-goal percentage list (.364).
- SU is 24-0 all-time when Rautins scores at least nine points. (1-0 in 2005-06; 13-0 in 2006-07; 10-0 in 2008-09).
- Rautins played all 40 minutes for the first time in his career at USF and secured a personal-best seven rebounds.
- Has raised his assists average from 0.65 apg in 2005-06 to 1.46 apg in 2006-07 to 3.7 apg this year.
- Rautins posted back-to-back 20-point games for the first time in his career vs. Coppin State and Seton Hall. He tied the Syracuse records for 3-point field goals made (9) and attempted (16) vs. Coppin State. His nine triples was also an Orange Carrier Dome record. He also made two free throws to finish with a career-best 29 points against the Golden Eagles on his way to BIG EAST Honor Roll recognition (Dec. 29). Rautins followed up that outing hitting 7-of-10 3-pointers and finishing with 26 points against the Pirates.
- Made his first start of the year and contributed nine points, two assists, three steals and tied his career high, playing 38 minutes at Memphis.
- Scored 15 points on five 3-pointers in the first half vs. Florida.
- Member of the 2008 Canadian Men's Senior National Team that participated in the Jack Donohue International Classic and the 2008 FIBA Olympic Qualifying Tournament.
- Son of former Syracuse basketball standout Leo Rautins.

RAUTINS GAME-BY-GAME 2008-09

Opponent	MP	FG	3PT	FT	REB	F	A	T	B	S	TP
Le Moyne	31	4-10	3-9	1-2	3	0	9	1	0	4	12
Richmond	26	0-7	0-5	1-2	2	0	3	2	0	1	1
Oakland	20	2-7	1-6	2-2	2	0	2	2	0	1	7
vs. Florida	19	5-12	5-9	0-0	3	2	0	2	0	1	15
vs. Kansas	33	3-8	3-8	0-0	2	3	3	1	0	3	9
Virginia	28	4-10	4-9	3-7	2	3	3	2	0	1	15
Colgate	20	0-5	0-4	2-2	4	0	6	2	0	0	2
Cornell	30	2-8	2-7	5-6	2	2	6	1	0	3	11
Long Beach State	27	4-9	3-8	2-2	5	0	2	2	0	1	13
Cleveland State	21	0-3	0-3	1-3	2	1	3	2	0	0	1
Canisius	23	2-6	1-5	1-3	4	4	4	1	0	0	6
at Memphis*	38	3-9	2-5	1-2	4	1	2	2	0	3	9
Coppin State*	35	9-16	9-16	2-2	5	1	6	4	0	2	29
Seton Hall*	27	8-12	7-10	3-3	3	3	3	2	0	1	26
at USF*	40	5-10	4-8	0-0	7	2	4	3	0	3	14

*indicates started

SU CAREER 3-POINT PERCENTAGE

No.	Name	3FGM-3FGA	Pct.	Years
1.	Greg Monroe	79-180	.439	1983-87
2.	Matt Roe	159-367	.433	1986-89
3.	Marius Janulis	190-476	.399	1994-98
4.	John Wallace	41-105	.390	1992-96
5.	Preston Shumpert	249-659	.378	1998-02
6.	Mike Hopkins	50-135	.370	1989-93
7.	Eric Devendorf	146-398	.367	2005-
8.	Scott McCorkle	38-104	.365	1990-94
9.	Andy Rautins	126-346	.364	2005-
10.	Todd Burgan	178-496	.359	1994-98

(min. 100 attempts)
3-point field goals were added prior to the 1986-87 season.

RAUTINS VS. DEPAUL

Date	Min	TOTAL			3-PTS		FT-FTA	Pct	REBOUNDS			PF-FO	A	TO	Blk	Stl	Pts	Avg
		FG	FGA	Pct	3FG	3FGA			Off-Def	Tot	Avg							
3/2/06	12	2-5	.400	1-4	.250	0-0	.000	1-0	1	1-0	0	0	1	0	5			
2/3/07	23	6-12	.500	6-11	.545	0-0	.000	1-2	3	4-0	2	3	1	0	18			
Totals	2 games	8-17	.471	7-15	.467	0-0	.000	2-2	4	2.0	5-0	2	3	2	0	23	16.5	


RAUTINS' CAREER STATISTICS

Year	G	GS	TOTAL			3-PTS			FT	FTA	Pct	REBOUNDS				PF	FO	A	TO	Blk	Stl	Pts	Avg
			FG	FGA	Pct	3FG	3FGA	Pct				O	D	Tot	Avg								
2005-06	20	0	20	53	.377	15	46	.326	3	6	.500	5	12	17	0.9	23	0	13	4	2	6	58	2.9
2006-07	35	20	84	226	.372	67	188	.356	17	24	.708	15	54	69	2.0	62	0	51	46	6	45	252	7.2
2008-09	15	4	51	132	.386	44	112	.393	24	36	.667	5	45	50	3.3	22	0	56	29	0	24	170	11.3
Totals	70	24	155	411	.377	126	346	.364	44	66	.667	25	111	136	1.9	107	0	120	79	8	75	480	6.9



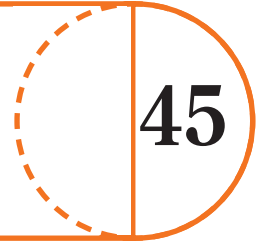
2008-09 SYRACUSE MEN'S BASKETBALL

2003 NCAA Champions • 31 NCAA Tournaments • 12 NIT Tournaments • 8 BIG EAST Championships • 5 BIG EAST Tournament Titles



SEAN WILLIAMS

Sophomore • 6-11 • 240
 Villa Park, CA • Villa Park H.S./
 Notre Dame Prep



- Recorded a rebound and the first assist of his career vs. Oakland. Also had a rebound against Colgate and Long Beach State.
- Saw action in four games last season.

WILLIAMS GAME-BY-GAME 2008-09

Opponent	MP	FG	3PT	FT	REB	F	A	T	B	S	TP
Le Moyne	2	0-0	0-0	0-0	0	0	0	0	0	0	0
Oakland	2	0-0	0-0	0-0	1	2	1	1	0	0	0
Colgate	4	0-0	0-0	0-0	1	1	0	0	0	0	0
Long Beach State	5	0-0	0-0	0-0	1	0	0	0	0	0	0
Seton Hall	4	0-0	0-0	0-0	0	1	0	1	0	0	0

*indicates started

WILLIAMS' SEASON AND CAREER HIGHS

POINTS

Season: 0
 Career: 4 vs. Colgate, 2007-08

FG MADE

Season: 0
 Career: 2 vs. Colgate, 2007-08

FG ATTEMPTED

Season: 0
 Career: 2 vs. Colgate, Rutgers, 2007-08

3-POINT FGM

Season and Career: 0

3-POINT FGA

Season and Career: 0

FTM

Season and Career: 0

FTA

Season and Career: 0

REBOUNDS

Season and Career: 1 vs. Long Beach State, Colgate, Oakland, 2008-09; vs. Colgate, 2007-08

OFF. REBOUNDS

Season and Career: 0

DEF. REBOUNDS

Season and Career: 1 vs. Long Beach State, Colgate, Oakland, 2008-09; vs. Colgate, 2007-08

ASSISTS

Season and Career: 1 vs. Oakland, 2008-09

STEALS

Season and Career: 0

BLOCKS

Season: 0
 Career: 2 vs. Colgate, 2007-08

MINUTES

Season: 5 vs. Long Beach State
 Career: 8 vs. Colgate, vs. Rutgers, 2007-08

WILLIAMS' CAREER STATISTICS

Year	G	GS	TOTAL			3-PTS			REBOUNDS			PF	FO	A	TO	Blk	Stl	Pts	Avg				
			FG	FGA	Pct	3FG	FGA	Pct	FT	FTA	Pct									O	D	Tot	Avg
2007-08	4	0	3	5	.600	0	0	.000	0	0	.000	0	1	1	0.3	2	0	0	2	2	0	6	1.5
2008-09	5	0	0	0	.000	0	0	.000	0	0	.000	0	3	3	0.6	4	0	1	2	0	0	0	0.0
Totals	9	0	3	5	.600	0	0	.000	0	0	.000	0	4	4	0.4	6	0	1	4	2	0	6	0.7



2008-09 SYRACUSE GAME-BY-GAME

Opponent	Score	TOTAL		3-PTS		FT-FTA		REBOUNDS						
		FG-FGA	Pct	3FG-FGA	Pct	FT-FTA	Pct	Off-Def	Tot	PF	A	TO	Blk	Stl
Syracuse	W, 85-51	35-70	.500	5-24	.208	10-17	.588	19-24	43	10	24	18	8	19
<i>LeMoyne</i>		23-57	.404	4-18	.222	1-7	.143	13-20	33	15	17	26	5	10
Syracuse	W, 76-71	28-56	.500	8-20	.400	12-19	.632	11-25	36	14	18	15	2	6
<i>Richmond</i>		27-56	.482	8-24	.333	9-15	.600	6-22	28	21	13	12	4	5
Syracuse	W, 86-66	28-53	.528	7-24	.292	23-32	.719	12-36	48	14	20	20	9	8
<i>Oakland</i>		25-72	.347	6-22	.273	10-17	.588	15-16	31	24	15	14	2	10
Syracuse	W, 89-83	31-60	.517	8-20	.400	19-32	.594	14-26	40	14	18	16	2	6
<i>vs. Florida</i>		34-71	.479	7-23	.304	8-13	.615	12-22	34	24	19	11	3	12
Syracuse	W, 89-81 OT	28-58	.483	8-22	.364	25-37	.676	7-30	37	18	18	15	6	11
<i>vs. Kansas</i>		31-74	.419	8-24	.333	11-20	.550	17-25	42	27	20	17	5	9
Syracuse	W, 73-70	21-45	.467	4-13	.308	27-38	.711	6-27	33	15	15	15	9	6
<i>Virginia</i>		27-64	.422	4-14	.286	12-17	.706	13-25	38	27	14	12	2	10
Syracuse	W, 86-51	33-65	.508	4-17	.235	16-21	.762	14-34	48	12	20	14	3	11
<i>Colgate</i>		19-62	.306	8-24	.333	5-7	.714	10-22	32	18	14	19	8	3
Syracuse	W, 88-78	28-50	.560	5-17	.294	27-38	.711	8-24	32	14	19	19	3	15
<i>Cornell</i>		30-69	.435	13-29	.448	5-7	.714	16-20	36	28	18	19	0	7
Syracuse	W, 79-55	26-56	.464	6-22	.273	21-32	.656	13-37	50	15	16	12	5	6
<i>Long Beach State</i>		23-73	.315	5-36	.139	4-10	.400	15-22	37	21	14	9	3	7
Syracuse	L, 69-72	27-50	.540	6-15	.400	9-18	.500	9-24	33	13	18	16	7	7
<i>Cleveland State</i>		30-68	.441	5-18	.278	7-9	.778	15-19	34	15	22	9	3	9
Syracuse	W, 82-60	28-60	.467	3-17	.176	23-32	.719	16-34	50	15	18	13	9	4
<i>Canisius</i>		23-73	.315	4-22	.182	10-20	.500	19-21	40	24	8	10	4	5
Syracuse	W, 72-65	27-57	.474	6-14	.429	12-26	.462	8-28	36	12	12	15	3	10
<i>Memphis</i>		24-70	.343	7-33	.212	10-13	.769	19-26	45	20	16	20	8	6
Syracuse	W, 82-71	30-55	.545	10-25	.400	12-18	.667	13-31	44	11	25	22	6	4
<i>Coppin State</i>		26-72	.361	11-27	.407	8-12	.667	16-16	32	16	11	11	0	13
Syracuse	W, 100-76	35-62	.565	12-22	.545	18-26	.692	13-31	44	17	20	20	6	10
<i>Seton Hall</i>		27-72	.375	2-27	.074	20-26	.769	17-18	35	21	14	16	3	16
Syracuse	W, 59-54	24-55	.436	4-12	.222	7-18	.389	18-26	44	10	14	15	2	5
<i>USF</i>		22-60	.367	4-23	.174	6-10	.600	14-19	33	18	16	11	1	5

SYRACUSE TOTALS
OPPONENT TOTALS



2008-09 RECORD BREAKDOWN

2003 NCAA Champions • 31 NCAA Tournaments • 12 NIT Tournaments • 8 BIG EAST Championships • 5 BIG EAST Tournament Titles

	Overall	BIG EAST BET
SU overall	14-1	2-0
SU at home	10-1	1-0
SU on the road	2-0	1-0
SU at neutral sites	2-0	
SU in overtime		
After a loss		
SU scores first	10-1	1-0
Opponent scores first	4-0	1-0
Halftime	Overall	BIG EAST BET
SU led at the half	10-0	2-0
SU trailed at the half	4-0	
Tied at the half	0-1	
Rebounding	Overall	BIG EAST BET
SU outrebounded Opp.	10-0	2-0
SU was outrebounded	4-1	
Rebounds were equal		
SU 36-or-more rebounds	12-0	2-0
SU 35-or-less rebounds	2-1	
SU 21-or-more def rebounds	14-1	2-0
SU 20-or-less def. rebounds		
SU 11-or-more off. rebounds	10-0	2-0
SU 10-or-less off. rebounds	4-1	
Field Goal Percentage	Overall	BIG EAST BET
SU shot 70-80% FG		
SU shot 60-70% FG		
SU shot 50-60% FG	8-1	1-0
SU shot 40-50% FG	5-0	1-0
SU shot 30-40% FG	1-0	
SU shot 20-30% FG		
Opp. shot 50-60% FG		
Opp. shot 40-50% FG	6-1	
Opp. shot 30-40% FG	8-0	2-0
Opp. shot 20-30% FG		
SU outshot Opp. FG%	14-1	2-0
Opp. outshot SU FG%		
Free Throw Percentage	Overall	BIG EAST BET
SU outshot Opp. FT%	8-0	
Opp. outshot SU FT%	5-1	2-0
SU shot same FT% as opponent	1-0	
SU shot more FT	13-1	1-0
Opp. shot more FT		
Free throws shot were equal	1-0	1-0
Scoring	Overall	BIG EAST BET
SU scored more than 109		
SU scored 100-109 pts.	1-0	1-0
SU scored 90-99 pts.		
SU scored 80-89 pts.	8-0	
SU scored 70-79 pts.	4-0	
SU scored 60-69 pts.	0-1	
SU scored 50-59 pts.	1-0	1-0
Opp. scored 100-109 pts.		
Opp. scored 90-99 pts.		
Opp. scored 80-89 pts.	2-0	
Opp. scored 70-79 pts.	5-1	1-0
Opp. scored 60-69 pts.	3-0	
Opp. scored 50-59 pts.	4-0	1-0
By Starting Lineup	Overall	BIG EAST BET
Flynn, Jackson, Joseph, Onuaku, Rautins	1-0	1-0
Flynn, Harris, Jackson, Onuaku, Rautins	3-0	1-0
Flynn, Devendorf, Harris, Ongenaet Onuaku	10-1	
By Uniform	Overall	BIG EAST BET
White	11-1	1-0
Orange	3-0	1-0

	Overall	BIG EAST BET
SU 10-or-less turnovers		
SU 11-20 turnovers	13-1	2-0
SU 21-or-more turnovers	1-0	
Opp. 10-or-less turnovers	2-1	
Opp. 11-20 turnovers	11-0	2-0
Opp 21-or-more turnovers	1-0	
SU Players' Scoring	Overall	BIG EAST BET
Six in double digits		
Five in double digits	7-0	1-0
Four in double digits	4-1	
Three in double digits	3-0	1-0
Two in double digits		
One in double digits		
Four with 20-or-more points		
Three with 20-or-more points		
Two with 20-or-more points	4-0	1-0
One with 20-or-more points	3-0	
One with 30-or-more points		
Games Decided By . . .	Overall	BIG EAST BET
0-5 points	3-1	1-0
6-10 points	4-0	
11-15 points	1-0	
16 or more points	6-0	1-0
By Month	Overall	BIG EAST BET
November	6-0	
December	7-1	1-0
January	1-0	1-0
February		
March		
By Day	Overall	BIG EAST BET
Monday	3-1	
Tuesday	3-0	1-0
Wednesday	2-0	
Thursday		
Friday	3-0	1-0
Saturday	2-0	
Sunday	1-0	
By Live Television	Overall	BIG EAST BET
CBS		
ESPN	3-0	1-0
ESPN2	2-0	
BIG EAST Network	1-0	1-0
ESPNU	3-0	
Time Warner Cable Sports	5-1	
By Conference	Overall	
ACC (Virginia)	1-0	
Atlantic 10 (Richmond)	1-0	
BIG EAST (Seton Hall, USF)	2-0	
Big 12 (Kansas)	1-0	
Big West (Long Beach State)	1-0	
Conference USA (Memphis)	1-0	
Horizon League (Cleveland State)	0-1	
Ivy League (Cornell)	1-0	
MAAC (Canisius)	1-0	
MEAC (Coppin State)	1-0	
Northeast 10 (Le Moyne)	1-0	
Patriot League (Colgate)	1-0	
Summit (Oakland)	1-0	
Southeastern Conference (Florida)	1-0	



2008-09 INDIVIDUAL EFFORTS

Games Played:

15 – Flynn, Jackson, Joseph, Ongenaet, Onuaku, Rautins

Games Started:

15 – Flynn, Onuaku

Points in a Half:

19 – Flynn (2nd half, Richmond)

Game Points:

29 – Rautins, Coppin State

Minutes Played (regulation):

40 – Flynn at Memphis, Coppin State; Rautins at USF

Minutes Played (overtime):

43 – Flynn vs. Kansas

Game FG Attempted:

17 – Flynn at Memphis

Game FG Made:

10 – Flynn, Cornell

Game FG Percentage (min. 7 made)

1.000 (7-7) – Onuak, Long Beach State

Game FT Attempted:

16 – Flynn vs. Kansas

Game FT Made:

11 – Flynn vs. Kansas

Game FT Percentage (min. 7 made):

1.000 (7-7) – Devendorf, Cornell

Game 3 pt. FG Attempted:

16 – Rautins, Coppin State

Game 3 pt. FG Made:

9 – Rautins, Coppin State

Game 3 pt. FG Percentage (min. 3 made)

.700 (7-10) – Rautins, Seton Hall

Game Rebounds:

14 – Harris vs. Kansas

Game Assists:

10 – Flynn, Coppin State

Game Steals:

4 – Flynn, Rautins, Le Moyne; Devendorf, Joseph, Cornell;
Flynn, Cleveland State

Blocked Shots:

5 – Jackson, Virginia

Turnovers

7 – Devendorf, Richmond

Game Fouls:

4 – Onuaku (4), Oakland, vs. Kansas, Virginia, at Memphis;
Harris (2), vs. Kansas, at Memphis; Ongenaet (2),
Richmond, Cleveland State; Jones, Seton Hall; Rautins,
Canisius

Led SU in Scoring:

Flynn (8^{1 shared}), Rautins (4^{1 shared}), Devendorf (1), Harris (1),
Jackson (1), Onuaku (1)

Double-Figure Scoring Games:

Flynn (15), Onuaku (12), Harris (11), Devendorf (9), Rautins
(8), Jackson (6), Joseph (2)

20-29-point Games:

Flynn (4), Devendorf (3), Harris (2), Rautins (2)

30-39-point Games:

none

Scored First:

Flynn (4), Onuaku (4), Rautins (3), Devendorf (2), Harris,
Ongenaet

Led SU in Rebounding:

Harris (7^{1 shared}), Onuaku (4), Jackson (3^{1 shared}), Joseph (1^{1 shared}),
Ongenaet (1^{1 shared})

Double-Figure Rebounding Games:

Harris (5), Onuaku (5), Jackson

Double-Doubles:

Harris (5), Onuaku (4), Flynn, Jackson

Led SU in Assists:

Flynn (10^{4 shared}), Devendorf (5^{3 shared}), Rautins (4^{2 shared}), Harris
(1^{2 shared})

Double-Figure Assist Games:

Flynn (1)

Largest Lead:

35, (83-48), Le Moyne; (86-51), Colgate

Largest Margin of Victory:

35, (86-51), Colgate

Largest Margin of Defeat:

3, (72-69), Cleveland State

Largest Deficit:

16, (25-9) Cornell

Largest Deficit Overcome in a Win:

16, (25-9) Cornell

Largest Lead in a Loss:

6, (44-38) Cleveland State

Largest Halftime Lead:

30, (43-13), Colgate

Largest Halftime Deficit:

11, (41-30) vs. Kansas

11, (40-29), Virginia



2008-09 TEAM HIGHS AND LOWS

2003 NCAA Champions • 31 NCAA Tournaments • 12 NIT Tournaments • 8 BIG EAST Championships • 5 BIG EAST Tournament Titles

SYRACUSE HIGHS

Points – Regulation	100	Seton Hall
Points – First Half	54	Seton Hall
Points – Second Half	53	Cornell
Points – Overtime Only	17	vs. Kansas
Field Goals Made	35	Le Moyne, Seton Hall
Field Goal Attempts	70	Le Moyne
Field Goal %	.565 (35-62)	Seton Hall
3-Point FG Made	12	Seton Hall
3-Point FG Attempts	25	Coppin State
3-Point FG %	.545 (12-22)	Seton Hall
Free Throws Made	27	Virginia, Cornell
Free Throw Attempts	38	Virginia, Cornell
Free Throw %	.762 (16-21)	Richmond
Offensive Rebounds	19	Le Moyne
Defensive Rebounds	37	Long Beach State
Rebounds	50	Long Beach State, Canisius
Assists	25	Coppin State
Steals	19	Le Moyne
Blocked Shots	9	Oakland, Virginia, Canisius
Turnovers	22	Coppin State
Fouls – Regulation	17	Seton Hall
Fouls – Overtime	18	vs. Kansas

OPPONENT HIGHS

Points	83	Florida
Points – 1st Half	41	Kansas
Points – 2nd Half	45	Florida
Points – Overtime Only	9	Kansas
Field Goals Made	34	Florida
Field Goal Attempts – Regulation	73	Long Beach State, Canisius
Field Goal Attempts – Overtime	74	Kansas
Field Goal %	.482 (27-56)	Richmond
3-Point FG Made	13	Cornell
3-Point FG Attempts	36	Long Beach State
3-Point FG %	.448 (13-29)	Cornell
Free Throws Made – Regulation	20	Seton Hall
Free Throw Attempts – Regulation	26	Seton Hall
Free Throw %	.778 (6-7)	Cleveland State
Offensive Rebounds	19	at Memphis
Defensive Rebounds	26	at Memphis
Rebounds	45	at Memphis
Assists	22	Cleveland State
Steals	12	Florida
Blocked Shots – Regulation	8	Colgate, at Memphis
Turnovers	26	Le Moyne
Fouls – Regulation	28	Cornell

SYRACUSE LOWS

Points	59	at USF
Points – First Half	29	Virginia
Points – Second Half	24	at USF
Points – Overtime Only	17	vs. Kansas
Field Goals Made – Regulation	21	Virginia
Field Goals Made – Overtime	28	vs. Kansas
Field Goal Attempts	45	Virginia
Field Goal %	.464 (26-46)	Long Beach State
3-Point FG Made	3	Canisius
3-Point FG Attempts	12	at USF
3-Point FG %	.176 (3-17)	Canisius
Free Throws Made	7	at USF
Free Throw Attempts	17	Le Moyne
Free Throw %	.389 (7-18)	at USF
Offensive Rebounds – Regulation	8	Cornell, at Memphis
Offensive Rebounds – Overtime	7	vs. Kansas
Defensive Rebounds	24	Le Moyne, Cornell, Cleveland State
Rebounds	32	Cornell
Assists	12	at Memphis
Steals	4	Canisius, Coppin State
Blocked Shots	2	Richmond, vs. Florida, at USF
Turnovers	12	Long Beach State
Fouls	10	Le Moyne, at USF

OPPONENT LOWS

Points	51	Le Moyne
Points – 1st Half	13	Colgate
Points – 2nd Half	25	Long Beach State
Points – Overtime Only	9	Kansas
Field Goals Made	19	Colgate
Field Goal Attempts	56	Richmond
Field Goal %	.306 (19-62)	Colgate
3-Point FG Made	2	Seton Hall
3-Point FG Attempts	14	Virginia
3-Point FG %	.074 (2-27)	Seton Hall
Free Throws Made	1	Le Moyne
Free Throw Attempts	7	Le Moyne, Colgate, Cornell
Free Throw %	.143 (1-7)	Le Moyne
Offensive Rebounds	6	Richmond
Defensive Rebounds	16	Oakland
Rebounds	28	Richmond
Assists	11	Coppin State
Steals	3	Colgate
Blocked Shots	0	Cornell, Coppin State
Turnovers	9	Long Beach State, Cleveland State
Fouls	15	Le Moyne, Cleveland State



2008-09 GAME SUMMARIES

1

Nov. 16, 2008 • CARRIER DOME
SYRACUSE, NY

SYRACUSE 85

LE MOYNE 51

SYRACUSE, NY -- Syracuse opened the 2008-09 campaign with an 85-51 victory against Le Moyne in its first game of the O'Reilly Auto Parts CBE Classic. Led by sophomore guard **Jonny Flynn's** 17 points, five other Orange men tallied double-digit points in front of a crowd of 16,755 in the Carrier Dome.

"As the season goes along, I think our team is going to start to mesh together like we're supposed to. Coach Boeheim is going to have us on the right track."

- Eric Devendorf

Flynn, who shot 6-for-11 from the floor and registered six assists, was joined by junior **Eric Devendorf's** 14 points, and 12 points each from juniors **Andy Rautins, Arinze Onuaku** and **Paul Harris**.

Syracuse opened the first half by jumping out to a 13-0 lead, courtesy of six points from Harris. The Orange defense held the Dolphins without a basket until the 15:16 mark when Le Moyne finally sent one home.

SU had it's largest lead of the half, 37-14, when Rautins sank a trifecta with 2:10 to play. The Dolphins closed the first half on a 5-1 run, but the Orange still held a 38-19 advantage.

Syracuse's lead had grown to 27 less than 10 minutes into the second half after Onuaku sank a jumper which sparked a 9-0 run by the Orange.

It remained an Orange affair as Syracuse maintained at least a 30-point advantage for much of the remainder of the game. Onuaku's layup with 1:14 left to play put the Orange up by 35, its largest margin of the game.

Harris pulled down a team-high 10 rebounds on the way to his 20th career double-double.

VISITORS: Le Moyne (0-1)

PLAYER	FG-FGA	3G-3GA	FT-FTA	R	PF	TP	A	TO	B	S	MP
Hassett f	0-2	0-0	0-0	4	0	0	1	1	0	0	25
Roth f	5-9	0-0	0-0	5	2	10	1	4	0	1	27
Elkerigin c	7-10	0-0	0-2	7	2	14	1	6	2	3	35
Corbin g	3-10	0-0	0-0	3	3	6	4	6	0	1	30
Cormier g	1-6	0-4	0-0	0	3	2	6	4	0	2	23
Miles 0-1	0-0	0-0	0-0	0	0	0	1	0	0	1	3
Johnson 6-14	4-11	0-2	2	1	16	1	2	0	1	1	19
Ozkaner 0-0	0-0	0-0	0-0	0	0	0	0	0	0	0	4
Barnes 0-3	0-1	0-2	2	2	0	1	2	1	0	0	12
Brown 0-0	0-0	0-0	3	1	0	1	0	1	1	1	17
McDonough 1-2	0-0	1-1	3	1	3	0	0	0	0	0	5
TEAM	6										
Totals	23-57	4-18	1-7	33	15	51	17	26	5	10	200

FG%	1st Half: 9-26 34.6%	2nd Half: 14-31 45.2%	Game: 40.4%
3-Pt. FG%	1st Half: 1-7 14.3%	2nd Half: 3-11 27.3%	Game: 22.2%
F Throw %	1st Half: 0-2 0.0%	2nd Half: 1-5 20.0%	Game: 14.3%

Deadball Rebounds: 3

HOME: Syracuse (1-0)

PLAYER	FG-FGA	3G-3GA	FT-FTA	R	PF	TP	A	TO	B	S	MP
Harris f	6-11	0-1	0-0	10	1	12	1	1	0	1	23
Ongenaet f	1-1	0-0	0-0	3	2	2	1	2	0	2	9
Onuaku c	6-8	0-0	0-1	7	0	12	2	2	3	2	25
Flynn g	6-11	0-2	5-6	0	2	17	6	2	0	4	31
Devendorf g	6-13	1-5	1-3	3	1	14	1	5	0	0	22
Jackson 1-2	0-0	2-2	9	2	4	2	4	3	3	1	19
Rautins 4-10	3-9	1-2	3	0	12	9	1	0	4	3	31
Jones 1-4	1-4	0-0	1	1	3	0	0	1	0	10	
Presutti 0-1	0-1	0-0	1	0	0	0	0	0	0	1	
Reese 1-2	0-0	0-1	1	0	2	1	0	0	0	5	
Joseph 3-7	0-2	1-2	2	0	7	1	1	1	3	22	
Williams 0-0	0-0	0-0	0	0	0	0	0	0	0	2	
TEAM	5										
Totals	35-70	5-24	10-17	43	10	85	24	18	8	19	200

FG%	1st Half: 17-37 45.9%	2nd Half: 18-33 54.5%	Game: 50.0%
3-Pt. FG%	1st Half: 3-14 21.4%	2nd Half: 2-10 20.0%	Game: 20.8%
F Throw %	1st Half: 1-4 25.0%	2nd Half: 9-13 69.2%	Game: 58.8%

Deadball Rebounds: 3

Officials: Gary Maxwell, Ray Natili, DJ Carstensen
 Technical fouls: Le Moyne - None, Syracuse - None.
 Attendance: 16,755

Score by Periods	1st	2nd	Total
Le Moyne	19	32	51
Syracuse	38	47	85

2

Nov. 18, 2008 • CARRIER DOME
SYRACUSE, NY

SYRACUSE 76

RICHMOND 71

SYRACUSE, NY -- Sophomore **Jonny Flynn** and junior **Eric Devendorf** led a second-half charge that secured a 76-71 come-from-behind victory against Richmond. Flynn scored 27 points, one shy of his career high, and Devendorf added 22 with 16,260 fans on hand in the Carrier Dome.

"We were a lot more fired up. We were getting to the boards a bit better. We found our big guy [Arinze Onuaku] down low and he really helped us out in other areas."

- Andy Rautins

With SU trailing by seven at the start of the second period, 38-31, Devendorf scored 11-straight points, including three consecutive three-pointers, to give the Orange a four-point advantage, 44-40.

However, the Spiders would not go away easily as they cut the Orange lead to one, 51-50, with 10:26 to play.

Flynn and Devendorf kept the game out of Richmond's reach. The pair combined for Syracuse's next 14 points and junior **Arinze Onuaku's** back-to-back dunks capped off an 18-8 scoring run by the Orange.

Devendorf hit 7-of-8 shots in the second period, including 4-for-5 outside the arc. Flynn, who also found his scoring touch in the second stanza, converted on 5-of-8. Onuaku, Devendorf and Flynn combined for 66 of the Orange's 76 points.

Syracuse owned the glass, outrebounding the Spiders, 36-28. Senior **Kristof Ongenaet** grabbed a game-high seven boards. Flynn led the team with five assists for the night.

VISITORS: Richmond (1-1)

PLAYER	FG-FGA	3G-3GA	FT-FTA	R	PF	TP	A	TO	B	S	MP
Smith f	5-10	0-4	0-2	2	3	10	4	4	0	1	32
Harper f	4-9	1-4	4-4	5	4	13	0	1	1	1	25
Giddings c	1-2	0-1	1-2	3	1	3	2	1	1	1	20
Gonzalez g	7-10	4-6	0-0	2	3	18	1	1	1	2	38
Anderson g	6-17	2-7	1-2	2	5	15	2	2	0	0	35
Diunker 2-3	0-0	0-0	3	2	4	3	0	0	0	18	
Martel 0-3	0-1	2-3	0	0	2	0	1	1	0	7	
Smith C. 2-2	1-1	1-2	5	2	6	0	1	0	0	16	
Butler 0-0	0-0	0-0	1	1	0	1	1	0	0	9	
TEAM	5										
Totals	27-56	8-24	9-15	28	21	71	13	12	4	5	200

FG%	1st Half: 14-28 50.0%	2nd Half: 13-28 46.4%	Game: 48.2%
3-Pt. FG%	1st Half: 7-12 58.3%	2nd Half: 1-12 8.3%	Game: 33.3%
F Throw %	1st Half: 3-5 60.0%	2nd Half: 6-10 60.0%	Game: 60.0%

Deadball Rebounds: 4

HOME TEAM: Syracuse (2-0)

PLAYER	FG-FGA	3G-3GA	FT-FTA	R	PF	TP	A	TO	B	S	MP
Harris f	3-5	1-1	0-0	5	2	7	2	1	1	1	29
Ongenaet f	0-3	0-1	0-0	7	4	0	3	1	1	1	24
Onuaku c	8-11	0-0	1-1	6	0	17	0	0	0	0	30
Flynn g	8-15	3-6	8-13	5	2	27	5	3	0	0	39
Devendorf g	8-12	4-6	2-3	1	2	22	2	7	0	1	31
Jackson 0-1	0-0	0-0	3	2	0	0	0	0	1	9	
Rautins 0-7	0-5	1-2	2	0	1	3	2	0	1	26	
Joseph 1-2	0-1	0-0	4	2	2	3	0	0	1	12	
TEAM	3										
Totals	28-56	8-20	12-19	36	14	76	18	15	2	6	200

FG%	1st Half: 13-31 41.9%	2nd Half: 15-25 60.0%	Game: 50.0%
3-Pt. FG%	1st Half: 3-12 25.0%	2nd Half: 5-8 62.5%	Game: 40.0%
F Throw %	1st Half: 2-3 66.7%	2nd Half: 10-16 62.5%	Game: 63.2%

Deadball Rebounds: 2

Officials: Jerry Heater, Tony Dawkins, Dwayne Gladden
 Technical fouls: Richmond-None, Syracuse-None.
 Attendance: 16,260

Score by Periods	1st	2nd	Total
Richmond	38	33	71
Syracuse	31	45	76

3

Nov. 21, 2008 • CARRIER DOME
SYRACUSE, NY

SYRACUSE 86

OAKLAND 66

SYRACUSE, NY -- Syracuse improved to 3-0 after earning an 86-66 win against Oakland in the two club's first-ever meeting on the hardwood on Friday, Nov. 21. A crowd of 18,932 fans saw five Orange men tally double-figure points, led by sophomore **Jonny Flynn's** 18.

"We have to keep moving the ball and keep working hard. We can still get better."

- Coach Boeheim

The Orange started the game off by taking a 22-5 lead with Flynn and junior **Paul Harris** combining for 11 of SU's points. The defense kept the Grizzlies out of double-digits until the clock dipped below 10 minutes.

Freshman **Kris Joseph** sent the Orange off on an 11-5 scoring run after sinking a trifecta for his first score of the game.

Syracuse led 47-28 at the half, but traded baskets with the Grizzlies for the first three minutes of the second stanza.

OU came within 14 points of the Orange after going on a 14-2 scoring run. However, Oakland was unable to make the margin closer.

The Orange built its lead back up to 20 points, 72-52, with five and change to play and was able to close the game holding the advantage.

SU outrebounded the Grizzlies, 48-31, with sophomore **Rick Jackson** and Harris combining for 18 boards.

VISITORS: Oakland (1-2)

PLAYER	FG-FGA	3G-3GA	FT-FTA	R	PF	TP	A	TO	B	S	MP
Cushingberry f	2-7	0-3	0-2	2	3	4	1	1	0	2	23
Watertrad f	0-0	0-0	0-0	1	10	0	1	1	1	1	15
Benson c	2-7	0-0	1-1	5	4	5	0	1	0	2	20
Jones g	7-23	2-5	0-0	5	2	16	4	0	0	3	38
Kangas g	6-14	2-9	1-1	5	3	15	3	4	0	1	34
Hudson 3-6	0-0	7-9	4	4	13	3	1	0	1	28	
Sammels 2-5	0-1	0-2	3	0	4	2	2	0	0	14	
Milutinovic 1-4	1-1	1-2	1	4	4	2	2	1	0	12	
Bieszki 0-0	0-0	0-0	0	0	0	0	0	0	0	1	
Maynard 2-6	1-3	0-0	0	3	5	0	2	0	0	15	
TEAM	6										
Totals	25-72	6-22	10-17	31	24	66	15	14	2	10	200

FG%	1st Half: 11-40 27.5%	2nd Half: 14-32 43.8%	Game: 34.7%
3-Pt. FG%	1st Half: 3-13 23.1%	2nd Half: 3-9 33.3%	Game: 27.3%
F Throw %	1st Half: 3-9 33.3%	2nd Half: 7-8 87.5%	Game: 58.8%

Deadball Rebounds: 3

HOME: Syracuse (3-0)

PLAYER	FG-FGA	3G-3GA	FT-FTA	R	PF	TP	A	TO	B	S	MP
Harris f	3-10	0-2	5-6	9	1	11	4	2	3	1	28
Ongenaet f	0-2	0-2	2-4	7	0	2	0	1	0	2	17
Onuaku c	5-5	0-0	4-7	5	4	14	0	2	3	0	22
Flynn g	5-9	3-6	5-6	2	1	18	4	4	0	0	31
Devendorf g	3-9	1-6	3-4	3	2	10	7	2	0	1	32
Jackson 2-3	0-0	0-0	9	1	4	0	2	3	1	19	
Rautins 2-7	1-6	2-2	2	0	7	2	2	0	1	20	
Jones 2-2	1-1	2-2	0	2	7	0	0	0	0	8	
Presutti 0-2	0-0	0-0	0	0	0	0	0	0	0	1	
Reese 0-0	0-0	0-0	0	0	0	0	0	0	0	1	
Joseph 6-6	1-1	0-1	6	1	13	1	4	0	2	19	
Williams 0-0	0-0	0-0	1	2	0	1	1	0	0	2	
TEAM	4										
Totals	28-53	7-24	23-32	48	15	86	20	9	8	200	

FG%	1st Half: 14-24 58.3%	2nd Half: 14-29 48.3%	Game: 52.8%
3-Pt. FG%	1st Half: 5-11 45.5%	2nd Half: 2-13 15.4%	Game: 29.2%
F Throw %	1st Half: 14-18 77.8%	2nd Half: 9-14 64.3%	Game: 71.9%

Deadball Rebounds: 6

Officials: Brian O'Connell, Les Jones, Gary Prager
 Technical fouls: Oakland - None, Syracuse - None.
 Attendance: 18,932

Score by Periods	1st
------------------	-----

2008-09 GAME SUMMARIES

2003 NCAA Champions • 31 NCAA Tournaments • 12 NIT Tournaments • 8 BIG EAST Championships • 5 BIG EAST Tournament Titles

4 Nov. 24, 2008 • SPRINT CENTER
KANSAS CITY, MO.

SYRACUSE 89
17/18 FLORIDA 83

ESPN 2

KANSAS CITY, MO -- Syracuse passed its first road test of the campaign by defeating No. 17/18 Florida, 89-83, in the semifinals of the O'Reilly Auto Parts CBE Classic. Juniors **Paul Harris** (18 points, 11 rebounds) and **Arinze Onuaku** (13 points, 12 rebounds) each posted double-doubles in the win.

"Honestly, it's a statement game, but it's not a statement to other people, it's a statement to ourselves. This let us know we're one of the top teams in the country."

- Paul Harris

The Orange jumped out to an early 14-7 lead after a 9-2 run which was capped by an **Andy Rautins** three. The Gators fired, back scoring 11 of the next 13 points, but their lead would be shortlived.

Rautins tied the game, 24-24, starting a 7-2 Orange run to give SU a 31-26 lead with 4:49 left in the half. Syracuse headed to the lockerrooms with a 41-38 advantage.

SU opened up the second half by scoring 15 straight points to extend its lead to 12 points, 56-44. The Gators sliced the margin to six less than two minutes later.

Jonny Flynn and **Onuaku** took over from there, tallying 10 of the Orange's next 12 points and giving SU a 74-64 lead with seven and change to play. Florida came back within four, but six free throws by the Orange in the last 50 seconds secured the win.

This was only the third meeting between the two teams that haven't met since 2005.

VISITORS: Syracuse (4-0)

PLAYER	FG-FGA	3G-3GA	FT-FTA	R	PF	TP	A	TO	B	S	MP
Harris	f 7-11	0-1	4-8	11	1	18	2	5	0	1	37
Ongenaet	f 1-1	0-0	3-4	3	2	5	3	1	1	0	11
Onuaku	c 5-8	0-0	3-7	12	2	13	1	1	0	1	32
Flynn	g 5-7	2-4	6-6	1	1	18	4	2	0	2	35
Devendorf	g 3-12	1-6	2-3	1	3	9	4	3	0	0	29
Jackson	0-1	0-0	1-2	3	1	1	1	1	0	0	11
Rautins	5-12	5-9	0-0	3	2	15	0	2	0	1	19
Joseph	5-8	0-0	0-2	5	2	10	3	1	1	1	26
TEAM											
Totals	31-60	8-20	19-32	40	14	89	18	16	2	6	200

FG%	1st Half: 16-32 50.0%	2nd Half: 15-28 53.6%	Game: 51.7%
3-Pt. FG%	1st Half: 5-13 38.5%	2nd Half: 3-7 42.9%	Game: 40.0%
F Throw %	1st Half: 4-8 50.0%	2nd Half: 15-24 62.5%	Game: 59.4%
Deadball Rebounds:	6,2		

HOME: Florida (3-1)

PLAYER	FG-FGA	3G-3GA	FT-FTA	R	PF	TP	A	TO	B	S	MP
Werner	f 4-8	0-1	0-0	3	5	8	3	0	0	1	22
Parsons	f 3-7	0-2	2-2	9	4	8	3	1	1	2	26
Tyus	c 11-14	0-0	2-4	4	3	24	1	2	1	0	27
Hodge	g 0-2	0-2	0-0	1	0	0	3	2	0	2	24
Calathes	g 7-13	4-8	1-2	2	3	19	7	4	1	3	35
Shipman	1-7	0-2	2-2	1	1	4	0	0	0	0	17
Walker	5-12	3-8	0-0	5	3	13	2	1	0	0	25
Chaney	3-7	0-0	1-1	5	5	7	0	0	0	4	15
Kadji	0-1	0-0	0-2	1	0	0	0	1	0	0	9
TEAM											
Totals	34-71	7-23	8-13	34	24	83	19	11	3	12	200

FG%	1st Half: 15-36 41.7%	2nd Half: 19-35 54.3%	Game: 47.9%
3-Pt. FG%	1st Half: 3-10 30.0%	2nd Half: 4-13 30.8%	Game: 30.4%
F Throw %	1st Half: 5-5 100.0%	2nd Half: 3-8 37.5%	Game: 61.5%
Deadball Rebounds:	2		

Officials: Mike Wood, Patrick Adams, William Humes
Technical fouls: Syracuse - None, UF - None
Attendance: 14,720

Score by Periods	1st	2nd	Total
Syracuse	41	48	89
Florida	38	45	83

5 Nov. 25, 2008 • SPRINT CENTER
KANSAS CITY, MO.

SYRACUSE 89
22/23 KANSAS 81

ESPN 2

KANSAS CITY, MO -- The Orange won the O'Reilly Auto Parts CBE Classic after securing an 89-81 overtime victory against 22/23 Kansas. Syracuse rallied back from a 11-point halftime deficit and outscored the defending NCAA champions 17-9 in overtime to secure its fifth win of the season.

"This was a tough game. We played really well in the second half, coming from 13 back on the road. This is a good win."

- Coach Boeheim

The Jayhawks built an 11-point halftime margin and extended it to 13, 51-38, with 15:18 left in regulation. Junior **Paul Harris** and sophomore **Jonny Flynn** combined for 12 points on a 16-4 SU run to start a comeback. Harris tied the game, 54-54. At the foul line with 10:09 to go.

Kansas followed suit with a 7-0 run to put the Jayhawks up 63-57. Junior **Eric Devendorf's** trifecta moments later cut the margin in half, but the Jayhawks fired back with two more baskets.

Flynn scored 10 of SU's next 12 points and forced the game past regulation. He drained a three-pointer with six second remaining to tie the score.

Junior **Arinze Onuaku** and **Devendorf** led the team with five and four points, respectively, in the extra session to help secure the victory. Flynn finished with a game-best 25 points.

VISITORS: Kansas (3-1)

PLAYER	FG-FGA	3G-3GA	FT-FTA	R	PF	TP	A	TO	B	S	MP
Morris	f 5-10	0-0	1-4	11	3	11	6	2	2	1	36
Aldrich	c 5-13	0-0	5-6	16	4	15	2	3	2	3	38
Collins	g 8-22	3-9	2-5	3	3	21	2	3	0	1	40
Morningstar	g 1-2	1-1	3-3	1	3	6	1	2	1	0	26
Taylor	g 8-13	1-2	0-1	3	4	17	2	4	0	2	36
Teahar	0-2	0-2	0-0	0	1	0	0	0	0	0	3
Thomas	0-0	0-0	0-0	0	0	0	0	0	0	0	1
Reed	2-8	2-8	0-0	1	4	6	5	2	0	2	29
Morris	2-4	1-2	0-1	4	5	5	1	1	0	0	13
Releford	0-0	0-0	0-0	0	0	0	0	0	0	0	1
Appleton	0-0	0-0	0-0	0	0	0	0	0	0	0	1
TEAM											
Totals	31-74	8-24	11-20	42	27	81	20	17	5	9	225

FG%	1st Half: 16-35 45.7%	2nd Half: 12-28 42.9%	OT: 3-11 27.3%	Game: 41.9%
3-Pt. FG%	1st Half: 4-11 36.4%	2nd Half: 3-7 42.9%	OT: 1-6 16.7%	Game: 33.3%
F Throw %	1st Half: 5-5 100.0%	2nd Half: 4-11 36.4%	OT: 2-4 50.0%	Game: 55.0%
Deadball Rebounds:	3,3			

HOME: Syracuse (5-0)

PLAYER	FG-FGA	3G-3GA	FT-FTA	R	PF	TP	A	TO	B	S	MP
Harris	f 5-9	0-2	4-6	14	4	14	5	3	2	1	38
Onuaku	c 8-10	0-0	3-3	12	4	19	0	0	4	2	39
Flynn	g 6-12	2-4	11-16	1	2	25	5	5	0	3	43
Ongenaet	g 1-2	0-0	0-2	3	1	2	0	0	0	0	12
Devendorf	g 5-14	3-7	7-10	1	1	20	4	3	0	2	42
Jackson	0-1	0-0	0-1	3	0	0	0	1	0	0	7
Rautins	3-8	3-8	0-0	2	3	9	3	1	0	3	33
Joseph	0-2	0-1	0-0	0	0	0	1	1	0	0	11
TEAM											
Totals	28-58	8-22	25-37	37	18	89	18	15	6	11	225

FG%	1st Half: 9-26 34.6%	2nd Half: 14-24 58.3%	OT: 5-8 62.5%	Game: 48.3%
3-Pt. FG%	1st Half: 3-9 33.3%	2nd Half: 4-10 40.0%	OT: 1-3 33.3%	Game: 36.4%
F Throw %	1st Half: 9-12 75.0%	2nd Half: 10-16 62.5%	OT: 6-9 66.7%	Game: 67.6%
Deadball Rebounds:	7,2			

Officials: Mike Wood, Patrick Adams, William Humes
Technical fouls: KU - None, Syracuse - None.
Attendance: 16,988

Score by Periods	1st	2nd	Total
Kansas	41	31	81
Syracuse	30	42	89

6 Nov. 28, 2008 • CARRIER DOME
SYRACUSE, NY

SYRACUSE 73
VIRGINIA 70

TIME WARNER SPORTS

SYRACUSE, NY -- Syracuse returned home for the first of six-straight Dome contests and posted a 73-70 victory against Virginia. The Orange recovered from a 13-point deficit in front of 22,096 fans in the Carrier Dome for the win.

"We didn't get that many good three-point looks in the first half. In the second half, we got some good looks, and in turn, that opened up the lane for us and we got in and were able to make some good plays around the basket."

- Andy Rautins

Four members of the Orange scored in the double-figures with sophomore **Jonny Flynn** and junior **Andy Rautins** leading the way with 15 apiece. Junior **Arinze Onuaku** controlled the glass with 10 rebounds, nine on the defensive end.

Syracuse had fallen behind early in the first period, 29-21, and despite baskets from freshman **Kris Joseph** and charity buckets from junior **Eric Devendorf**, the lead remained out of the Orange's reach. A 9-2 run by the Cavaliers sent the teams to the locker room at the break with Syracuse trailing, 40-29.

Sophomore **Rick Jackson** sparked the Orange comeback with a little more than 10 minutes to play with back-to-back dunks. Rautins nailed two three-pointers moments later to give SU its first lead since Devendorf's opening basket, 58-56.

The Orange outscored UVA 44-30 after the intermission and improved its shooting from 36.1 percent to a solid 60 percent in the second frame. Rautins, Jackson and Joseph combined for 25 bench points to Virginia's 15.

VISITORS: Virginia (3-2)

PLAYER	FG-FGA	3G-3GA	FT-FTA	R	PF	TP	A	TO	B	S	MP
Landesberg	f 5-11	0-1	6-8	3	5	16	3	0	0	2	28
Scott	f 5-10	0-0	0-0	10	1	10	4	0	0	1	37
Sene	c 0-0	0-0	1-2	1	3	1	1	0	1	0	7
Baker	g 6-10	1-4	1-1	3	5	14	3	4	0	4	31
Zeglinski	g 6-12	2-5	0-0	4	5	14	2	5	0	2	29
Farrakhan	1-3	0-0	0-0	1	2	0	0	0	0	0	3
Tucker	0-2	0-0	0-0	2	0	0	0	0	0	0	2
Soroye	0-1	0-0	0-0	1	3	0	0	0	0	0	10
Jones	1-5	1-3	0-0	2	0	3	1	0	0	0	13
Diane	0-3	0-1	0-1	2	2	0	0	0	2	0	16
Meynsse	3-7	0-0	4-5	8	2	10	0	1	1	0	24
TEAM											
Totals	27-64	4-14	12-17	38	27	70	14	12	2	10	200

FG%	1st Half: 16-35 45.7%	2nd Half: 11-29 37.9%	Game: 42.2%
3-Pt. FG%	1st Half: 3-8 37.5%	2nd Half: 1-6 16.7%	Game: 28.6%
F Throw %	1st Half: 5-7 71.4%	2nd Half: 7-10 70.0%	Game: 70.6%
Deadball Rebounds:	2		

HOME: Syracuse (6-0)


PLAYER	FG-FGA	3G-3GA	FT-FTA	R	PF	TP	A	TO	B	S	MP
Harris	f 4-9	0-1	5-7	8	1	13	1	5	1	3	33
Ongenaet	f 0-1	0-0	0-0	0	1	0	1	1	0	0	6
Onuaku	c 1-3	0-0	4-4	10	4	6	0	2	0	2	25
Flynn	g 4-9	0-2	7-11	1	0	15	6	2	1	1	39
Devendorf	g 3-3	0-0	8-9	0	3	14	4	2	0	0	39
Jackson	4-8	0-0	0-0	6	0	8	0	0	5	1	15
Rautins	4-10	4-9	3-7	2	3	15	3	2	0	1	28
Joseph	1-2	0-1	0-0	2	3	2	0	3	0	0	15
TEAM											
Totals	21-45	4-13	27-38	33	15	73	15	15	9	6	200

FG%	1st Half: 21-45 36.0%	2nd Half: 12-
-----	-----------------------	---------------

2008-09 GAME SUMMARIES

7 DEC. 1, 2008 • CARRIER DOME
SYRACUSE, NY

16/20 SYRACUSE 86
COLGATE 51



SYRACUSE, NY -- 16/20 Syracuse recorded its seventh win of the 2008-09 season with an 86-51 win in the 161st meeting with Colgate. With 18,422 on hand, sophomore Rick Jackson tallied his first career double-double with 10 points and 10 rebounds.

"It all started with Jonny Flynn pressuring the ball. He was being so aggressive and that led to a lot of turnovers and transition baskets."
- Paul Harris

By the 11 minute mark, the Orange led 25-5, with junior Paul Harris scoring 11 of his 13 first-half points. One Raider basket later and Syracuse was off on a 14-3 run to build a 29-point advantage with a little less than six minutes to play.

SU held a 43-13 lead at the break after limiting Colgate to the lowest one half scoring total by an opponent since Princeton was held to 11 in 1999. The Raiders made just 5-of-29 from the field (.172) in the first half and SU forced 15 turnovers in the opening 20 minutes.

Colgate regrouped to the point of outscoring SU 26-23 in the first 13 minutes of the second half but the Orange margin was too great to overcome.

The Orange maintained at least a 31-point lead for the remainder of the frame. Senior walk-on Jake Presutti closed the game's scoring with a three-pointer from the wing with six seconds to play.

Syracuse outscored the Raiders 54-14 in the paint and 20-11 off turnovers.

The victory extended Syracuse's series winning streak to 42 triumphs.

VISITORS: Colgate (2-3)

PLAYER	FG-FGA	3G-3GA	FT-FTA	R	PF	TP	A	TO	B	S	MP
Woodhouse f	23	0/0	0/0	4	3	4	3	3	7	0	25
Morse f	26	2/5	0/0	2	6	1	5	0	0	0	23
English c	37	0/0	0/0	2	3	6	1	1	1	0	16
Vinson g	14	1/2	2/2	3	1	5	4	3	0	1	22
Venezia g	3/12	2/7	0/0	5	1	8	0	0	0	0	26
Hill	1/10	1/4	1/2	1	2	4	2	0	0	0	18
Hoban	3/5	1/2	0/0	2	2	7	1	0	0	2	11
Marfurt	0/4	0/3	0/0	0	1	0	1	3	0	0	11
Melville	1/1	0/0	0/1	1	0	2	0	0	0	0	7
Pascale	0/2	0/0	2/2	3	0	2	0	3	0	0	13
Gyawu	1/4	0/0	0/0	4	0	2	1	0	0	0	16
Jonson	2/4	1/1	0/0	3	3	5	1	0	0	0	12
TEAM				4							
Totals	19-62	8-24	5-7	32	18	51	14	19	8	3	200

FG%	1st Half: 5-29 17.2%	2nd Half: 14-33 42.4%	Game: 30.6%
3-Pt. FG%	1st Half: 3-13 23.1%	2nd Half: 5-11 45.5%	Game: 33.3%
F Throw %	1st Half: 0-0 0.0%	2nd Half: 5-7 71.4%	Game: 71.4%
Deadball Rebounds:	1		

HOME: Syracuse (7-0)

PLAYER	FG-FGA	3G-3GA	FT-FTA	R	PF	TP	A	TO	B	S	MP
Harris f	9-13	0-3	4-5	5	1	22	1	2	0	0	21
Onuaku c	5-6	0-0	0-0	6	0	10	2	3	0	0	23
Flynn g	4-8	1-2	3-4	2	1	12	7	2	0	3	24
Ongenaet g	0-2	0-0	0-2	5	3	0	2	2	0	0	23
Devendorf g	4-7	1-2	0-0	0	2	9	1	0	0	2	26
Jackson	3-6	0-0	4-4	10	2	10	1	2	0	2	13
Rautins	0-5	0-4	2-2	4	0	2	6	2	0	0	20
Thomas	0-0	0-0	0-0	1	0	0	2	0	0	0	6
Jones	4-8	1-3	0-0	1	1	9	0	0	0	3	21
Presutti	1-1	1-1	0-0	0	0	3	1	0	0	0	2
Reese	0-0	0-0	2-2	0	0	2	1	0	0	0	1
Joseph	3-9	0-2	1-2	4	0	7	0	0	0	1	16
Williams	0-0	0-0	0-0	1	1	0	0	0	0	0	4
TEAM				10							
Totals	33-65	4-17	16-21	48	12	86	20	14	3	11	200


FG%	1st Half: 19-35 54.3%	2nd Half: 14-30 46.7%	Game: 50.8%
3-Pt. FG%	1st Half: 1-7 14.3%	2nd Half: 3-10 30.0%	Game: 23.5%
F Throw %	1st Half: 4-8 50.0%	2nd Half: 12-13 92.3%	Game: 76.2%
Deadball Rebounds:	4		

Officials: Jim Haney, Bill McCarthy, Chris Beaver
Technical fouls: Colgate - None, Syracuse - None.
Attendance: 18,422

Score by Periods	1st	2nd	Total
Colgate	14	38	51
Syracuse	43	43	86

8 DEC. 3, 2008 • CARRIER DOME
SYRACUSE, NY

16/20 SYRACUSE 88
CORNELL 78



SYRACUSE, NY -- 16/20 Syracuse overcame a 16-point deficit and extended its winning streak to eight games with an 88-78 victory against Cornell in the Carrier Dome. Sophomore Jonny Flynn led five SU performers in double figures with 24 points.

"A team can't shoot like that the whole game. If a team shoots like that the whole game then they deserve to win. All you can do is sit and wait. We dug ourselves a hole, but we were able to get ourselves back out of it."
- Jonny Flynn

The Big Red jumped out to a 13-6 lead less than five minutes into the game. Flynn cut off the initial run with a three, but Cornell answered with the next 11 points to give them a 25-9 advantage and the Orange's largest deficit of the season.

Cornell led by 14, 33-19, when the Orange mounted a 10-0 surge keyed by six points from junior Paul Harris. Despite SU falling behind again by 10 points, four free throws from junior Eric Devendorf helped narrow the halftime score to 40-35 in favor of the Big Red.

The Orange took the lead for the first time in the second half, courtesy of baskets from Flynn and Devendorf, to bring the score to 44-42. The two teams traded the lead until a layup from Harris at the 10:03 mark gave SU the lead for good.

The Big Red benefitted from Randy Wittman's career-high 33 points. Wittman canned nine three pointers, one shy of the SU opponent three-point record.

SU's rally from a 16-point deficit was the best since trailing Rutgers during the 2004-05 season by 20 points only to come back and win the game.

Syracuse won its 31st straight game against Cornell, the Orange's second-most familiar opponent behind Colgate. SU and Cornell have met 116 times.

VISITORS: Cornell (4-4)

PLAYER	FG-FGA	3G-3GA	FT-FTA	R	PF	TP	A	TO	B	S	MP
Wittman f	12-28	9-19	0-0	3	3	33	4	3	0	1	39
Tyler f	4-8	0-0	0-0	7	1	8	1	1	0	0	24
Foote c	4-11	0-0	2-2	7	4	10	6	4	0	1	32
Wroblewski g	3-8	2-5	1-2	3	5	9	4	1	0	2	33
Reeves g	6-12	2-5	1-1	3	4	15	2	4	0	3	34
Battle	0-0	0-0	0-0	0	0	0	0	1	0	0	1
Wilkins	0-0	0-0	0-0	0	0	0	0	0	0	0	2
Wire	0-0	0-0	1-2	4	5	1	1	2	0	0	14
Kreefer	1-2	0-0	0-0	4	5	2	0	3	0	0	16
Reynolds	0-0	0-0	0-0	2	0	0	0	0	0	0	3
Hill	0-0	0-0	0-0	0	1	0	0	0	0	0	2
TEAM				3							
Totals	30-69	13-29	5-7	36	28	78	18	19	0	7	200

FG%	1st Half: 15-32 46.9%	2nd Half: 15-37 40.5%	Game: 43.5%
3-Pt. FG%	1st Half: 6-12 50.0%	2nd Half: 7-17 41.2%	Game: 44.8%
F Throw %	1st Half: 4-5 80.0%	2nd Half: 1-2 50.0%	Game: 71.4%
Deadball Rebounds:	1		

HOME: Syracuse (8-0)

PLAYER	FG-FGA	3G-3GA	FT-FTA	R	PF	TP	A	TO	B	S	MP
Harris f	6-9	0-1	9-10	9	1	21	3	2	1	0	32
Ongenaet f	0-2	0-0	1-2	6	1	1	0	1	1	1	11
Onuaku c	5-5	0-0	2-8	4	3	12	1	3	1	1	28
Flynn g	10-16	3-6	1-1	2	3	24	6	6	0	1	36
Devendorf g	4-6	0-2	7-7	0	3	15	2	6	0	4	26
Jackson	0-4	0-0	0-1	1	1	0	1	0	0	1	13
Rautins	2-8	2-7	5-6	2	2	11	6	1	0	3	30
Joseph	1-3	0-1	2-4	2	0	4	0	0	0	0	24
TEAM				4							
Totals	28-50	5-17	27-38	32	14	88	19	19	3	15	200


FG%	1st Half: 10-26 38.5%	2nd Half: 18-24 75.0%	Game: 56.0%
3-Pt. FG%	1st Half: 3-10 30.0%	2nd Half: 2-7 28.6%	Game: 29.4%
F Throw %	1st Half: 12-17 70.6%	2nd Half: 15-21 71.4%	Game: 71.1%
Deadball Rebounds:	5		

Officials: J.D. Collins, Bernard Clinton, Clarence Armstrong
Technical fouls: Cornell - None, Syracuse - None.
Attendance: 18,859

Score by Periods	1st	2nd	Total
Cornell	40	38	78
Syracuse	35	53	88

9 DEC. 13, 2008 • CARRIER DOME
SYRACUSE, NY

13/16 SYRACUSE 79
LONG BEACH ST. 55



SYRACUSE, NY -- 13/16 Syracuse (9-0) remained undefeated after posting a 79-55 win against Long Beach State in the Carrier Dome. In front of 17,224 fans, junior Arinze Onuaku, who shot 7-of-7 from the floor, led the Orange with 17 points, and sophomore Rick Jackson had a team-high nine rebounds.

"I think we can go really far because guys are playing real well. We are knocking down shots. We are using our practice time to fix what we need to."
- Rick Jackson

The Orange held the lead for the entire first half, despite the 49ers outscoring SU 18-16 in the paint. A trifecta from junior Andy Rautins pushed the Orange into double-digit scoring about five minutes in to give SU a 12-7 lead. Rautins would score another trey on SU's next possession to keep the lead out of LB's reach.

Jackson gave Syracuse its largest lead of the first half, 29-20, after a layup with about five minutes before break. Junior Eric Devendorf sent the Orange to the locker room after tallying four-straight points for a 37-30 halftime edge.

The Orange started the second period off with an 18-4 run which lasted almost seven minutes. Onuaku and Devendorf combined for 12 of the points, giving SU a 55-34 lead. A 49er timeout and five-straight LB points cut the SU run off.

Soon after, SU jumped out on another point stretch, out-scoring the 49ers 17-3. With less than six minutes to play, Syracuse owned a 72-42 advantage.

Boehim recorded his 780th collegiate victory to tie Lute Olson for ninth place among Division I coaches.

VISITORS: Long Beach State (4-5)

PLAYER	FG-FGA	3G-3GA	FT-FTA	R	PF	TP	A	TO	B	S	MP
Robinson f	5-12	0-0	2-4	5	3	12	0	0	0	0	27
Anderson f	3-7	0-2	0-0	6	6	6	3	0	1	0	26
Fleming c	0-0	0-0	0-0	1	0	0	0	1	0	0	7
Morris g	2-15	0-8	1-2	6	0	5	1	0	0	0	28
Ware g	3-7	0-2	0-0	2	6	4	0	0	1	0	24
Phelps	1-3	0-0	0-0	2	2	2	0	1	0	1	16
Plater	2-6	0-4	0-2	2	1	4	1	2	0	1	11
Lazdaszkas	0-1	0-0	0-0	1	3	0	1	1	0	1	7
Clady	0-1	0-1	1-2	1	1	1	0	1	0	1	9
Freeman	0-0	0-0	0-0	3	3	0	0	1	2	1	11
Gilling	4-14	4-14	0-0	1	2	12	1	0	0	0	23
Williams	3-7	1-5	0-0	5	4	7	0	0	0	0	11
TEAM				4							
Totals	23-73	5-36	4-10	37	21	55	14	9	3	7	200

FG%	1st Half: 13-34 38.2%	2nd Half: 10-39 25.6%	Game: 31.5%
3-Pt. FG%	1st Half: 3-15 20.0%	2nd Half: 2-21 9.5%	Game: 13.9%
F Throw %	1st Half: 1-4 25.0%	2nd Half: 3-6 50.0%	Game: 40.0%
Deadball Rebounds:	4		

HOME: Syracuse (9-0)


PLAYER	FG-FGA	3G-3GA	FT-FTA	R	PF	TP	A	TO	B	S	MP
Harris f	1-5	0-0	3-6	6	1	5	2	0	0	0	26
Ongenaet f	0-1	0-0	2-2	5	3	2	1	0	1	0	11
Onuaku											

2008-09 GAME SUMMARIES

2003 NCAA Champions • 31 NCAA Tournaments • 12 NIT Tournaments • 8 BIG EAST Championships • 5 BIG EAST Tournament Titles

10 DEC. 15, 2008 • CARRIER DOME SYRACUSE, NY

CLEVELAND ST. 72
11/11 SYRACUSE 69



SYRACUSE, NY -- 11/11 Syracuse had its nine-game winning streak snapped by a last-second, three-quarter court shot by Cleveland State's Cedric Jackson, that gave the Vikings a 72-69 victory. The game featured 16 score ties and 15 lead changes.

"We're not going to dwell on this. We'll learn from our mistakes tonight and we'll try and come out more aggressive every time."

- Rick Jackson

The two clubs played even during the first 20 minute period. Neither team managed a lead greater than four points prior to the intermission.

The Orange trailed by four points twice in the last two minutes of the first half. Junior **Eric Devendorf's** layup followed by a dunk from sophomore **Rick Jackson** tied the score, 30-30, before the teams headed to the locker rooms.

An 8-2 Syracuse run early in the second period, that was started by three straight points from junior **Paul Harris**, gave the Orange a six-point advantage, 44-38. However, the Vikings fought back and took the lead after a three-pointer from Jeremy Montgomery with 8:24 to go.

The advantage changed hands three more times before the Vikings built up a five-point gap, 69-64, with less than 30 seconds to go. Sophomore **Jonny Flynn** nailed a trifecta to bring the Orange within two. After a Viking turnover, junior **Arinze Onuaku** turned an offensive rebound into a layup to tie the game for the 16th time, 69-69.

With 2.2 ticks left on the clock, Jackson heaved the ball across court for the winning basket.

Devendorf led SU with 17 points, while Flynn had 16 points and a team-leading five assists. Harris turned in his fourth double-double performance of the season with 11 points and 10 rebounds and Onuaku had seven boards and four blocked shots.

VISITORS: Cleveland State (7-4)

PLAYER	FG-FGA	3G-3GA	FT-FTA	R	PF	TP	A	TO	B	S	MP
Brown	f 3-5	0-0	0-0	2	3	6	5	3	0	1	34
Bullock	f 8-21	1-5	1-2	5	1	18	3	1	0	1	36
Moore	c 3-6	0-0	0-1	3	2	6	0	0	3	1	25
Jackson	g 4-13	1-5	4-4	4	4	13	5	2	0	3	35
Cole	g 7-15	2-6	0-0	5	1	16	6	2	0	2	35
Montgomery	3-4	1-2	0-0	1	2	7	1	1	0	1	16
Tandy	2-4	0-0	2-2	8	2	6	2	0	0	0	19
TEAM	6										
Totals	30-68	5-18	7-9	34	15	72	22	9	3	9	200

FG%	1st Half: 12-37 32.4%	2nd Half: 18-31 58.1%	Game: 44.1%
3-Pt. FG%	1st Half: 0-7 0.0%	2nd Half: 5-11 45.5%	Game: 27.8%
F Throw %	1st Half: 6-7 85.7%	2nd Half: 1-2 50.0%	Game: 77.8%

Deadball Rebounds: 1

HOME: Syracuse (9-1)

PLAYER	FG-FGA	3G-3GA	FT-FTA	R	PF	TP	A	TO	B	S	MP
Harris	f 3-7	0-0	5-7	10	2	11	3	2	0	0	37
Ongenaet	f 3-4	0-1	1-2	4	4	7	1	3	0	1	20
Onuaku	c 5-8	0-0	1-2	7	2	11	2	2	4	1	31
Flynn	g 7-8	1-1	1-2	4	0	13	5	4	0	4	35
Devendorf	g 6-15	5-10	0-0	0	3	17	3	3	1	0	37
Jackson	3-5	0-0	0-0	2	1	6	1	0	1	0	10
Rautins	0-3	0-3	1-3	2	1	1	3	2	0	0	21
Joseph	0-0	0-0	0-2	0	0	0	0	0	1	1	9
TEAM	4										
Totals	27-50	6-15	9-18	33	13	69	18	16	7	7	200

FG%	1st Half: 12-23 52.2%	2nd Half: 15-27 55.6%	Game: 54.0%
3-Pt. FG%	1st Half: 2-6 33.3%	2nd Half: 4-9 44.4%	Game: 40.0%
F Throw %	1st Half: 4-7 57.1%	2nd Half: 5-11 45.5%	Game: 50.0%


Deadball Rebounds: 4

Officials: Brian O'Connell, Tim Clougherty, Tony Crisp
Technical fouls: Cleveland State - None, Syracuse - One.
Attendance: 15,416

Score by Periods	1st	2nd	Total
Cleveland State	30	42	72
Syracuse	30	39	69

11 DEC. 17, 2008 • CARRIER DOME SYRACUSE, NY

11/11 SYRACUSE 82
CANISIUS 60



SYRACUSE, NY -- Sophomore **Rick Jackson** recorded a career-high 14 points and pulled down eight rebounds as 11/11 Syracuse (10-1) recorded an 82-60 victory against Canisius. Head coach **Jim Boeheim** earned his 781st collegiate victory to secure ninth place among Division I Head Coaches.

"I think we were better. We didn't turn the ball over as much. We had a couple of bad ones, but that's something we can correct."

- Coach Boeheim

Canisius jumped out on an 8-2 run to start the game, before the Orange tied it up 8-8 with two points each from sophomores **Jonny Flynn** and **Rick Jackson** and senior **Kristof Ongenaet**. SU didn't grab the lead until eight minutes in after junior **Paul Harris** and freshman **Kris Joseph** combined for six-straight points.

The Orange closed out the first half on a 12-3 scoring run courtesy of nine points from Flynn and junior **Arinze Onuaku**.

SU extended its run to 19 points in the first two minutes of the second period capped off by a Jackson dunk. The Golden Griffins would fight to within 11 points on two separate occasions, but it was the closest they would come to overtaking the Orange for the remainder of the game.

By the 12:48 mark, Syracuse had built its lead to 21 points and maintained at least a 15-point advantage. The final five minutes of the game were spent at the free throw line as the two clubs made combined nine trips to the line.

Harris was second on the team with 13 points and recorded his fifth double-double of the season and 24th of his career with 11 boards. Onuaku, who had nine rebounds, and Flynn each added 12 points and Devendorf rounded out the SU leaders with 10 points.

VISITORS: Canisius (3-7)

PLAYER	FG-FGA	3G-3GA	FT-FTA	R	PF	TP	A	TO	B	S	MP
Frazier	f 4-11	1-5	1-2	6	5	10	0	1	2	0	30
Vazquez	f 2-8	0-0	0-0	9	4	4	0	1	0	1	37
Simmons											
Gadley	c 0-3	0-1	0-0	1	3	0	0	1	1	0	13
Turner	g 7-19	1-3	3-7	5	2	18	6	3	0	1	40
Coles	g 6-19	2-5	3-7	7	2	17	1	2	1	1	40
Logins	2-6	0-2	0-0	2	3	4	0	1	0	0	12
Chance	1-4	0-2	2-2	3	0	4	1	0	0	2	10
Johnson	1-3	0-0	1-2	0	2	3	0	1	0	0	14
Hawkins	0-0	0-0	0-0	1	3	0	0	0	0	0	4
TEAM	6										
Totals	23-73	4-22	10-20	40	24	60	8	10	4	5	200

FG%	1st Half: 14-37 37.8%	2nd Half: 9-36 25.0%	Game: 31.5%
3-Pt. FG%	1st Half: 2-10 20.0%	2nd Half: 1-12 8.3%	Game: 18.2%
F Throw %	1st Half: 3-8 37.5%	2nd Half: 7-12 58.3%	Game: 50.0%

Deadball Rebounds: 7

HOME: Syracuse (10-1)

PLAYER	FG-FGA	3G-3GA	FT-FTA	R	PF	TP	A	TO	B	S	MP
Harris	f 4-12	0-1	5-5	11	2	13	3	0	0	0	24
Ongenaet	f 0-2	0-0	3-5	5	0	3	0	0	0	0	10
Onuaku	c 5-8	0-0	2-2	9	1	12	1	0	3	1	27
Flynn	g 3-10	0-4	6-8	3	1	12	3	1	0	1	28
Devendorf	g 3-5	0-2	4-4	1	2	10	4	6	2	1	33
Jackson	7-9	0-0	1-1	8	2	14	0	3	3	0	23
Rautins	2-6	1-5	1-3	4	4	6	1	0	0	0	21
Thomas	0-0	0-0	0-0	0	0	0	0	0	0	0	2
Jones	3-5	2-4	0-0	2	2	8	2	1	1	0	15
Joseph	1-3	0-1	2-4	4	1	4	1	1	0	1	17
TEAM	3										
Totals	27-50	6-15	9-18	33	13	69	18	16	7	7	200

FG%	1st Half: 14-37 37.8%	2nd Half: 14-23 60.9%	Game: 46.7%
3-Pt. FG%	1st Half: 2-10 20.0%	2nd Half: 1-7 14.3%	Game: 17.6%
F Throw %	1st Half: 13-16 81.3%	2nd Half: 10-16 62.5%	Game: 71.9%

Deadball Rebounds: 4

Officials: John Cahill, Gary Prager, John Gaffney
Technical fouls: Canisius - None, Syracuse - One.
Attendance: 16,262

Score by Periods	1st	2nd	Total
Canisius	34	26	60
Syracuse	43	39	82

12 DEC. 20, 2008 • CARRIER DOME SYRACUSE, NY

11/11 SYRACUSE 72
23/21 MEMPHIS 65



SYRACUSE, NY -- The 11/11 Orange toppled its third nationally-ranked opponent this season with a 72-65 victory against 23/21 Memphis on the road. Sophomore **Jonny Flynn** led the Orange with 24 points and six assists.

"We wanted them to beat us with the 3-point shot. They're a great penetrating team. That's something we didn't want them to do. If they would have beat us with the 3-point shot, we would've just congratulated them."

- Jonny Flynn

Despite Flynn opening the game with a basket for the Orange, the Tigers answered with a three-pointer which sparked a 16-4 run and put the hosts up by 10, 16-6, less than eight minutes into the first half.

The Orange narrowed the gap to 21-18 by the 8:12 mark after sophomore **Kris Joseph** tallied a dunk, junior **Paul Harris** nailed a jumper and Flynn grabbed a steal for the layup.

The Tigers bumped the score up to 27-20, but SU furnished an 8-2 run to bring the Orange within a point, 29-28. Junior **Arinze Onuaku** tied the score, 33-33, with a dunk with two minutes to break, and secured the lead before halftime with a layup.

Memphis tied the score to open the second half with consecutive free throws from Pierre Henderson-Niles, but the Orange had built up an eight-point lead with 14 minutes to play.

The Tigers answered with a 14-5 run, giving them their first lead of the half, 53-52. However, it didn't deter the Orange who stole the lead right back and maintained it for the remainder of the game.

Leading 66-62, SU closed the game with six-straight points from the free throw line to take home the win. Harris finished the game with a team-high eight boards and added 15 points, while Jackson had a career-high tying 14 points and pulled down seven rebounds.

VISITORS: Syracuse (11-1)

PLAYER	FG-FGA	3G-3GA	FT-FTA	R	PF	TP	A	TO	B	S	MP
Jackson	f 7-12	0-0	0-1	7	1	14	1	0	2	1	28
Harris	f 4-9	1-1	6-9	8	4	15	3	4	0	1	37
Onuaku	f 2-4	0-0	0-4	5	4	4	0	1	0	0	30
Rautins	g 3-9	2-5	1-2	4	1	9	2	2	0	3	38
Flynn	g 9-17	2-5	4-6	4	1	24	6	5	0	3	40
Jones	0-2	0-2	0-0	0	1	0	0	0	0	0	2
Ongenaet	0-0	0-0	0-0	0	0	0	0	0	0	0	0
Joseph	2-4	1-1	1-4	2	0	6	0	2	1	2	25
TEAM	6										
Totals	27-57	6-14	12-26	36	12	72	12	15	3	10	200

FG%	1st Half: 15-30 50.0%	2nd Half: 12-27 44.4%	Game: 47.4%
3-Pt. FG%	1st Half: 4-10 40.0%	2nd Half: 2-4 50.0%	Game: 42.9%
F Throw %	1st Half: 1-5 20.0%	2nd Half: 11-21 52.4%	Game: 46.2%

Deadball Rebounds: 10,1

HOME: Memphis (6-3)

PLAYER	FG-FGA	3G-3GA	FT-FTA	R	PF	TP	A	TO	B	S	MP
Dozier	f 2-4	0-0	1-2	8	4	5	3	2	3	1	23
Henderson-	f 5-9	0-0	2-2	5	2	12	0	1	0	0	23
Niles											
Anderson	g 0-5	0-4	4-4	4	4	4	6	5	1	0	32
Witherspoon	g 3-6	1-3	0-0	2	0	7	0	4	0	0	18
Evans	g 2-9	0-5	1-2	5	2	5	2	6	2	0	29
Taggart	4-13	0-3	1-1	13	2	9	1	2	0	0	23
Kemp	0-2	0-0	1-1	1	1	0	1	0	0	0	7
Sallee	4-7	4-6	0-0	1	4	2	0	2	2	0	15
Simpkins	1-2	0-0	0-1	0	1	0	0	0	0	0	5
Mack	3-13	2-10	1-1	3	1	9	3	0	0	1	25
TEAM	3										
Totals	24-70	7-33	10-13	45	20	65	16	20	8	6	200

FG%	1st Half: 13-35 37.1%	2nd Half: 11-35 31.4%	Game: 34.3%
3-Pt. FG%	1st Half: 1-15 6.7%	2nd Half: 6-18 33.3%	Game: 21.2%
F Throw %	1st Half: 6-7 85.7%	2nd Half: 4-6 66.7%	Game: 76.9%

Deadball Rebounds: 1

Officials: Curtis Shaw, Jim Burr, John Higgins
Technical fouls: Syracuse - None, Memphis - None
Attendance: 17,091


Score by Periods	1st	2nd	Total
Syracuse	35	37	72
Memphis	33	32	65



2008-09 GAME SUMMARIES

13 DEC. 22, 2008 • CARRIER DOME
SYRACUSE, NY

17/14 SYRACUSE 82
COPPIN ST. 71



SYRACUSE, NY -- Junior **Andy Rautins** sank nine three-pointers on his way to a career-high 29 points to help the #17/14 Orange post an 82-71 victory against Coppin State. Rautins set a Syracuse Carrier Dome record and tied Gerry McNamara's single-game record for three-pointers in a game.

"I thought we played pretty poorly throughout the game. We should've put this team away early, but we kept letting them back in the game."
- Andy Rautins

Syracuse opened the game by taking an 8-2 lead after baskets from Rautins, sophomore **Jonny Flynn** and junior **Arinze Onuaku**. The Orange built its lead to 10, 21-11, by the 12:49 mark courtesy of six points from sophomore **Rick Jackson**.

The Eagles answered back with a 15-7 scoring run to come within a basket of tying the game. SU responded with nine straight points, including back-to-back threes from Rautins, for a 37-26 advantage.

CSU came within five points before the break, but the Orange capped off the first half with a 9-2 run, including a buzzer-beating dunk from junior **Paul Harris**.

Neither team was able to establish a significant scoring run in the second period until Eagle Lenny Young's two free throws brought CSU within four points of taking over the lead. A Harris layup and a Rautins trey sparked a 19-6 SU run to give the Orange an 80-63 lead with less than three to play.

Coppin State tallied the next five points before the Orange put home its final basket of the game. The Eagles posted a trifecta as the clock ran out to close the game with an 8-2 scoring run.

Harris recorded 15 points and nine rebounds and Onuaku had his third double-double of the season with 12 points and 10 boards. Flynn and Jackson added 10 points apiece.

VISITORS: Coppin State (1-8)

PLAYER	FG-FGA	3G-3GA	FT-FTA	R	PF	TP	A	T	O	B	S	MP
Lee	f 4-14	4-12	0-0	5	3	12	0	0	0	2	2	24
Hayden	f 0-5	0-0	0-0	4	2	0	0	1	0	1	0	16
Kucinskis	c 1-5	0-1	0-0	2	2	2	0	1	0	0	0	12
Harper	g 0-0	0-0	0-0	1	1	0	1	0	0	0	0	14
McKee	g 12-24	5-10	2-2	9	3	31	5	3	0	6	37	37
Young	3-6	2-3	2-4	1	0	10	4	0	0	1	0	26
Goldsberry	1-4	0-0	0-0	1	1	2	0	0	0	1	0	19
Iloegbu	2-8	0-1	2-2	2	3	6	1	2	0	0	0	24
Chesnut	3-6	0-0	2-4	6	1	8	0	2	0	2	0	28
TEAM												
Totals	26-72	11-27	8-12	32	16	71	11	11	0	13	200	
FG%	1st Half: 13-39 33.3%	2nd Half: 13-33 39.4%	Game: 36.1%									
3-Pt. FG%	1st Half: 4-12 33.3%	2nd Half: 7-15 46.7%	Game: 40.7%									
F Throw %	1st Half: 4-6 66.7%	2nd Half: 4-6 66.7%	Game: 66.7%									
Deadball Rebounds:	3											

HOME: Syracuse (12-1)


PLAYER	FG-FGA	3G-3GA	FT-FTA	R	PF	TP	A	T	O	B	S	MP
Jackson	f 5-7	0-0	0-0	6	2	10	3	5	2	1	33	33
Harris	f 6-8	0-1	3-5	9	2	15	2	3	0	0	33	33
Onuaku	c 6-8	0-0	0-2	10	2	12	1	2	1	0	21	21
Rautins	g 9-16	9-16	2-2	5	1	29	6	4	0	2	35	35
Flynn	g 2-9	1-5	5-6	3	0	10	10	5	0	0	40	40
Jones	g 0-2	0-2	0-0	1	0	0	1	0	0	0	5	5
Ongenaet	0-0	0-0	2-1	0	0	1	1	0	1	0	4	4
Joseph	2-5	0-1	2-3	6	3	6	2	2	2	1	29	29
TEAM												
Totals	30-55	10-25	12-18	44	11	82	25	22	6	4	200	
FG%	1st Half: 16-32 50.0%	2nd Half: 14-23 60.9%	Game: 54.5%									
3-Pt. FG%	1st Half: 6-15 40.0%	2nd Half: 4-10 40.0%	Game: 40.0%									
F Throw %	1st Half: 8-11 72.7%	2nd Half: 4-7 57.1%	Game: 66.7%									
Deadball Rebounds:	2											

Officials: Reggie Greenwood, Brian Kersey, Brent Barnaky
Technical fouls: Syracuse - None, Coppin State - None
Attendance: 17,244

Score by Periods	1st	2nd	Total
Coppin State	34	37	71
Syracuse	46	36	82

14 DEC. 30, 2008 • CARRIER DOME
SYRACUSE, NY

13/T11 SYRACUSE 100
SETON HALL 76



SYRACUSE, NY -- With 23,152 Orange faithful on hand, #13/t11 Syracuse broke the 100-point barrier against a BIG EAST opponent for the first time since 1995 with a 100-76 victory against Seton Hall. Junior **Andy Rautins**, who was 7-for-10 from beyond the arc, led the Orange with 26 points.

"We have shooters now. We can go down low. We can drive. We can pretty much do what we want. We just have to play together. We can win that way."
- Rick Jackson

Syracuse got off to a 7-2 start, but the Pirates came within one point after four charity buckets from Eugene Harvey. Despite a layup from sophomore **Rick Jackson**, SHU tied the game seconds later, 8-8.

Seton Hall grabbed a slim 12-11 lead less than five minutes in, but the sophomore **Jonny Flynn's** two free throws gave control back to the Orange.

Junior **Eric Devendorf's** three-pointer at the 10:24 mark sparked a 25-8 SU run to put the Orange up 45-27. Devendorf and Rautins combined for 20 of the Orange's points during the stretch.

After the break, the Pirates opened the second period with two consecutive baskets, but SU went on a 17-7 run beginning with a dunk from Jackson to push the margin to 71-46. Rautins contributed eight of SU's points, including his sixth trey of the evening.

Syracuse was up by 31 points, 86-55 with 8:09 to play. Junior **Arinze Onuaku** slammed in back-to-back dunks, and Jackson and freshman **Mookie Jones** each adding one two minutes later.

SHU fought back with an 11-2 run, but it was too little too late. Jones sank a three with 48 seconds left to push the Orange into triple-digits.

The Orange last broke into triple digits against a conference opponent in February of 1995 when it defeated Providence, 100-76.

VISITORS: Seton Hall (9-4, 0-1)

PLAYER	FG-FGA	3G-3GA	FT-FTA	R	PF	TP	A	T	O	B	S	MP
Hazel	f 8-24	2-14	5-8	2	2	23	2	0	0	4	39	39
Mitchell	f 10-20	0-4	2-2	12	4	22	3	7	0	2	40	40
Davis	c 1-2	0-0	6-6	3	4	8	0	1	1	0	19	19
Harvey	g 4-11	0-4	5-5	1	2	13	7	2	1	3	36	36
Gause	g 2-5	0-3	1-3	2	3	5	1	2	0	5	30	30
Theodore	0-6	0-2	1-2	3	1	1	4	0	0	2	17	17
Walters	2-4	0-0	0-0	6	5	4	0	0	1	0	19	19
TEAM												
Totals	27-72	2-27	20-26	35	21	76	14	16	3	16	200	
FG%	1st Half: 11-33 33.3%	2nd Half: 16-39 41.0%	Game: 37.5%									
3-Pt. FG%	1st Half: 0-11 0.0%	2nd Half: 2-16 12.5%	Game: 7.4%									
F Throw %	1st Half: 13-15 86.7%	2nd Half: 7-11 63.6%	Game: 76.9%									
Deadball Rebounds:	3											

HOME: Syracuse (13-1, 1-0)


PLAYER	FG-FGA	3G-3GA	FT-FTA	R	PF	TP	A	T	O	B	S	MP
Jackson	f 5-6	0-0	4-6	7	3	14	0	0	3	1	14	14
Harris	f 0-0	0-0	3-4	3	0	3	1	0	0	0	11	11
Onuaku	c 5-9	0-0	1-1	7	2	11	1	3	1	1	27	27
Rautins	g 8-12	7-10	3-3	3	3	26	3	2	0	1	27	27
Flynn	g 5-7	1-2	3-4	1	0	14	5	5	0	0	24	24
Thomas	0-0	0-0	0-0	0	0	0	0	0	0	0	1	1
Jones	2-3	1-2	0-1	2	4	5	1	2	0	1	12	12
Presutti	0-1	0-1	0-0	0	0	0	1	0	0	1	0	2
Ongenaet	1-3	0-0	0-0	8	3	2	1	1	1	1	23	23
Devendorf	8-15	3-6	1-1	1	0	20	5	4	0	2	22	22
Reese	0-2	0-1	0-0	0	0	0	1	0	0	1	4	4
Joseph	1-4	0-0	3-6	8	1	5	2	1	1	2	29	29
Williams	0-0	0-0	0-0	0	1	0	1	0	1	0	0	4
TEAM												
Totals	35-62	12-22	18-26	44	17	100	20	6	10	200		
FG%	1st Half: 19-33 57.6%	2nd Half: 16-29 55.2%	Game: 56.5%									
3-Pt. FG%	1st Half: 9-14 64.3%	2nd Half: 3-8 37.5%	Game: 54.5%									
F Throw %	1st Half: 7-11 63.6%	2nd Half: 11-15 73.3%	Game: 69.2%									
Deadball Rebounds:	4											

Officials: Tim Higgins, John Gaffney, Jim Haney
Technical fouls: Seton Hall - None, Syracuse - One
Attendance: 23,152

Score by Periods	1st	2nd	Total
Seton Hall	35	41	76
Syracuse	54	46	100

15 JAN. 2, 2009 • THE SUN DOME
TAMPA, FLA.

13/T11 SYRACUSE 59
USF 54



SYRACUSE, NY -- #13/t11 Syracuse improved to 14-1 with a 59-54 victory against USF in its first BIG EAST road match of the season. Junior **Andy Rautins** led the Orange in scoring for the third-straight game with 14 points.

"We were just hanging on at the end. We should have taken control of the game, and we didn't."
- Coach Boeheim

The Orange was up 7-2 less than three minutes into the game after Rautins opened the contest with a three-pointer and junior **Arinze Onuaku** posted two baskets. The Bulls kept it close, coming within one point of tying the game on three separate occasions by the 11:17 mark. Syracuse answered with an 11-2 run to give it a 24-14 lead with 6:38 until halftime.

USF fought within five, 24-19, but 11 straight points from the Orange increased SU's lead to 16 points, 35-19, as time ran out.

The Bulls opened the second half with an 11-4 scoring run to shave the Orange lead to nine. An 8-1 Syracuse run with five points from Rautins put SU lead back into double digits, 47-31.

USF went on to score 12 points to Syracuse's three with 8:38 to play. Sophomore **Jonny Flynn** nailed a jumper, but the Bulls would make it a two possession game, 52-47, after another four points.

Rautins sank a trifecta to give SU a slight cushion, but five more points from USF brought the Bulls within three, 55-52. Two points from Flynn and free throws from junior **Eric Devendorf** kept the game out of reach for USF.

Rautins went 50.0 percent (4-of-8) from the three-point arc, while Onuaku recorded his fourth double-double of the season and 14th of his career.

Paul Harris missed the first game of his Syracuse career. A hand injury suffered in the previous outing against Seton Hall kept Harris from the USF game.

VISITORS: Syracuse (14-1, 2-0)

PLAYER	FG-FGA	3G-3GA	FT-FTA	R	PF	TP	A	T	O	B	S	MP
Jackson	f 2-3	0-0	0-0	4	3	4	3	1	1	0	18	18
Joseph	f 2-6	0-1	3-3	3	1	7	0	2	0	0	28	28
Onuaku	c 6-13	0-0	1-9	10	1	13	0	2	1	1	32	32
Rautins	g 5-10	4-8	0-0	7	2	14	4	3	0	3	40	40
Flynn	g 5-11	0-2	1-3	6	0	11	3	3	0	1	38	38
Ongenaet	1-6	0-0	0-1	5	1	2	2	1	0	0	20	20
Devendorf	3-6	0-1	2-2	4	2	8	2	3	0	0	25	25
TEAM												
Totals	24-55	4-12	7-18	44	10	59	14	15	2	5	200	
FG%	1st Half: 15-30 50.0%	2nd Half: 9-25 36.0%	Game: 43.6%									
3-Pt. FG%	1st Half: 2-6 33.3%	2nd Half: 2-6 33.3%	Game: 33.3%									
F Throw %	1st Half: 3-8 37.5%	2nd Half: 4-10 40.0%	Game: 38.9%									
Deadball Rebounds:	5											

HOME: USF (5-8, 0-1)

PLAYER	FG-FGA	3G-3GA	FT-FTA	R	PF	TP	A	T	O	B	S	MP
Espinosa	f 0-0	0-0	0-0	4	1	0	0	1	0	0	13	13
Ajayi	f 7-10	0-0	1-2	7	4	15	1	0	1	0	28	28
Leemow	g 0-3	0-2	0-0	0	0	0	0	0	0	0	7	7
Jones	g 6-14	4-8	1-2	5	2	17	2	1	0	3	40	40
Verdejo	g 3-17	0-10	0-0	3	1	6	3	3	0	0	39	39
Howard	1-5	0-3	1-2	3	4	3	8	3	0	1	3	

Syracuse (14-1, 2-0 BIG EAST)
Syracuse Combined Team Statistics (as of Jan 03, 2009)
All games

RECORD:	OVERALL	HOME	AWAY	NEUTRAL
ALL GAMES	14-1	10-1	2-0	2-0
CONFERENCE	2-0	1-0	1-0	0-0
NON-CONFERENCE	12-1	9-1	1-0	2-0

##	Player	gp-gs	min	avg	Total		3-Point		F-Throw		Rebounds				pf dq		a to blk stl				pts	avg	
					fg-fga	fg%	3fg-fga	3fg%	ft-fga	ft%	off	def	tot	avg	pf	dq	a	to	blk	stl			
10	FLYNN, Jonny	15-15	514	34.3	81-156	.519	19-53	.358	71-98	.724	5	35	40	2.7	16	0	77	51	2	24	252	16.8	
23	DEVENDORF, Eric	13-11	387	29.8	61-130	.469	20-58	.345	39-48	.813	4	13	17	1.3	26	0	44	44	3	14	181	13.9	
11	HARRIS, Paul	14-14	409	29.2	61-118	.517	2-15	.133	56-78	.718	35	83	118	8.4	23	0	33	30	8	9	180	12.9	
21	ONUAKU, Arinze	15-15	408	27.2	79-113	.699	0-0	.000	25-60	.417	41	75	116	7.7	30	0	9	21	26	10	183	12.2	
01	RAUTINS, Andy	15-4	418	27.9	51-132	.386	44-112	.393	24-36	.667	5	45	50	3.3	22	0	56	29	0	24	170	11.3	
00	JACKSON, Rick	15-4	249	16.6	43-71	.606	0-0	.000	14-19	.737	30	55	85	5.7	26	0	15	21	26	12	100	6.7	
32	JOSEPH, Kris	15-1	301	20.1	29-64	.453	3-16	.188	16-35	.457	16	37	53	3.5	16	0	15	21	7	21	77	5.1	
03	JONES, Mookie	8-0	87	10.9	14-30	.467	7-21	.333	2-3	.667	1	11	12	1.5	13	0	4	4	2	5	37	4.6	
12	ONGENAET, Kristof	15-11	201	13.4	8-30	.267	0-4	.000	12-24	.500	20	43	63	4.2	27	0	15	16	6	8	28	1.9	
24	REESE, Brandon	5-0	13	2.6	1-5	.200	0-2	.000	2-3	.667	1	1	2	0.4	0	0	5	1	0	1	4	0.8	
05	PRESUTTI, Jake	5-0	8	1.6	1-3	.333	1-3	.333	0-0	.000	1	0	1	0.2	0	0	1	1	0	0	3	0.6	
02	THOMAS, Justin	4-0	13	3.3	0-0	.000	0-0	.000	0-0	.000	0	0	0	0.0	1	0	0	2	0	0	0	0.0	
45	WILLIAMS, Sean	5-0	17	3.4	0-0	.000	0-0	.000	0-0	.000	0	3	3	0.6	4	0	1	2	0	0	0	0.0	
Team																							
Total.....		15	3025		429-852	.504	96-284	.338	261-404	.646	181	437	618	41.2	204	0	275	245	80	128	1215	81.0	
Opponents.....		15	3025		391-1013	.386	96-364	.264	126-203	.621	217	313	530	35.3	319	12	231	216	51	127	1004	66.9	

TEAM STATISTICS	SYR	OPP	Date	Opponent	Score	Att.	
SCORING	1215	1004	!	11/16/08	LE MOYNE	w 85-51	16755
Points per game	81.0	66.9	!	11/18/08	RICHMOND	w 76-71	16260
Scoring margin	+14.1	-		11/21/08	OAKLAND	w 86-66	18932
FIELD GOALS-ATT	429-852	391-1013	@	11/24/08	vs Florida	w 89-83	14720
Field goal pct	.504	.386	@	11/25/08	vs Kansas	wot 89-81	16988
3 POINT FG-ATT	96-284	96-364		11/28/08	VIRGINIA	w 73-70	22096
Field goal pct	.504	.386		12/1/08	COLGATE	w 86-51	18422
3 POINT FG-ATT	96-284	96-364		12/3/08	CORNELL	w 88-78	18859
3-point FG pct	.338	.264		12/13/08	LONG BEACH STATE	w 79-55	17244
3-pt FG made per game	6.4	6.4		12/15/08	CLEVELAND STATE	L 69-72	15416
FREE THROWS-ATT	261-404	126-203		12/17/08	CANISIUS	w 82-60	16262
Free throw pct	.646	.621		12/20/08	at Memphis	w 72-65	17091
F-Throws made per game	17.4	8.4		12/22/08	COPPIN STATE	w 82-71	17244
REBOUNDS	618	530	*	12/30/08	SETON HALL	w 100-76	23152
Rebounds per game	41.2	35.3	*	1/2/09	at USF	w 59-54	8350
Rebounding margin	+5.9	-					
ASSISTS	275	231					
Assists per game	18.3	15.4					
TURNOVERS	245	216					
Turnovers per game	16.3	14.4					
Turnover margin	-1.9	-					
Assist/turnover ratio	1.1	1.1					
STEALS	128	127					
Steals per game	8.5	8.5					
BLOCKS	80	51					
Blocks per game	5.3	3.4					
ATTENDANCE	200642	57149					
Home games-Avg/Game	11-18240	2-12720					
Neutral site-Avg/Game	-	2-15854					

! = O'Reilly Auto Parts CBE Classic (Syracuse, NY)
 @ = O'Reilly Auto Parts CBE Classic (Kansas City, MO)
 * = Conference game

Score by Periods	1st	2nd	OT	Totals
Syracuse	574	624	17	1215
Opponents	472	523	9	1004